

CONTENTS

HEADLINES
ECONOMIC INDICATORS
FEATURE ARTICLE

INFOGRAPHIC OF THE MONTH
PROVINCIAL SNAPSHOT
CONTACT US

Your monthly update on South Africa's economic indicators

Headlines

Positive signs in the latest
economic data
Page 1


Infographics

A breakdown of fish
catch volumes
Page 4

Provincial snapshot

Where is stewing beef the
most expensive?
Page 5

Ocean fishing sales: Hake is the most popular Page 3



Economic headlines

Consumer inflation inches higher



Rising meat prices continue to cause pain (click [here](#) to read more).

Business liquidations increase in June



The number of closures rose by 7,4% year-on-year.
Listen to a breakdown [here](#). 🎧

Economic wrap-up for July 2025



The latest set of monthly economic data is mainly positive (click [here](#) to read more).
















Population trends for 2025



South Africa's population data tell a powerful story (click [here](#) to read more).

Click [here](#) to browse more headlines.

Monthly economic indicators

	y/y percentage change			m/m percentage change			3-month
	Mar-25	Apr-25	May-25	Mar-25	Apr-25	May-25	Mar-May
Mining production 	-2,4	-7,7	0,2	3,9	0,0	3,7	2,6
Manufacturing production 	-0,8	-6,4	0,5	-2,4	1,7	2,0	-0,3
Electricity generation 	1,2	0,1	2,3	1,0	0,2	1,5	-0,1
Buildings completed (value) 	8,2	-13,8	19,3	-4,2	12,6	16,2	4,8
Wholesale trade sales 	-1,7	-5,6	-4,3	0,1	1,6	-2,1	-1,0
Retail trade sales 	1,2	5,2	4,2	-0,3	1,1	0,1	0,0
Motor trade sales 	3,4	0,2	4,7	1,4	-0,1	0,2	0,9
Income from tourist accommodation 	5,7	14,3	12,1	-1,4	3,1	3,8	2,2
Restaurants, catering & fast-food income 	1,3	7,2	4,5	2,7	0,5	1,4	3,5
Rail transport: Freight payload 	4,2	7,8	1,7	0,0	0,0	-2,0	0,3
Road transport: Freight payload 	-5,4	-8,3	-4,7	-1,5	-1,4	-0,7	-1,5
Rail transport: Passenger journeys 	64,5	51,7	59,7	4,4	2,3	2,7	3,0
Road transport: Passenger journeys 	0,3	-9,3	-3,9	4,1	-2,6	-0,1	-0,2
	Apr-25	May-25	Jun-25	Apr-25	May-25	Jun-25	
Consumer Price Index (CPI) 	2,8	2,8	3,0	0,3	0,2	0,3	
Producer Price Index (PPI) 	0,5	0,1	0,6	0,5	-0,3	0,2	

ABOUT

The indicators shown here provide an overview of how various sectors of South Africa's economy are performing

Click on an indicator name to access the complete report on Stats SA's website

y/y = year-on-year
m/m = month-on-month
3-month = percentage change between the previous 3 months (December–February) and the latest 3 months (March–May)

Keep up to date with our release schedule [here](#). A complete catalogue of Stats SA releases and reports is available [here](#).

Feature article

Ocean fishing sales: Hake is the most popular

Hake generated over a quarter of total sales of caught fish in 2023, followed by squid, lobster, tuna and anchovy.

South African hake is widely distributed as a food source. The fish accounts for 0,8% of total household spending on food, according to the consumer inflation basket. This is higher than other food items such as beef steak, sausages and meat patties.

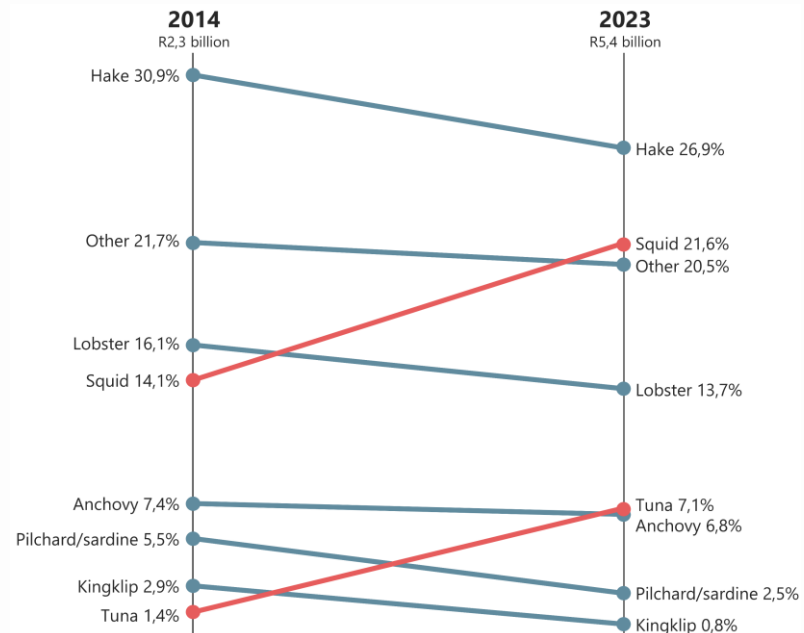
Although hake lost some market share between 2014 and 2023 it doubled the value of income it generated, from R0,7 billion to R1,4 billion.

Squid and tuna have muscled their way up the rankings, bolstering their contributions to total sales. Both recorded notable increases in rand terms too.

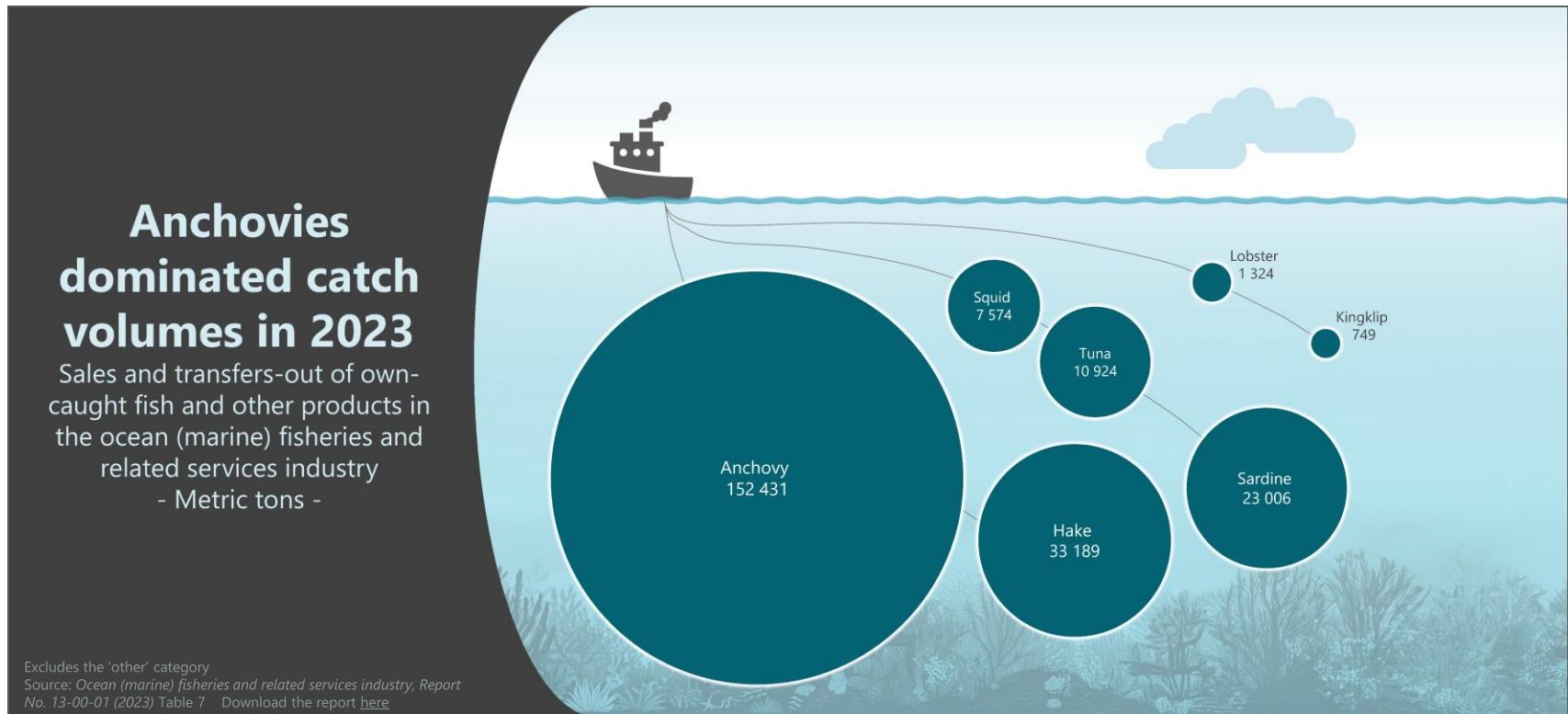
Read more [here](#).

Squid and tuna accounted for a larger slice of total sales in 2023

Percentage contribution to sales and transfers-out of own-caught fish in the ocean (marine) fisheries and related services industry



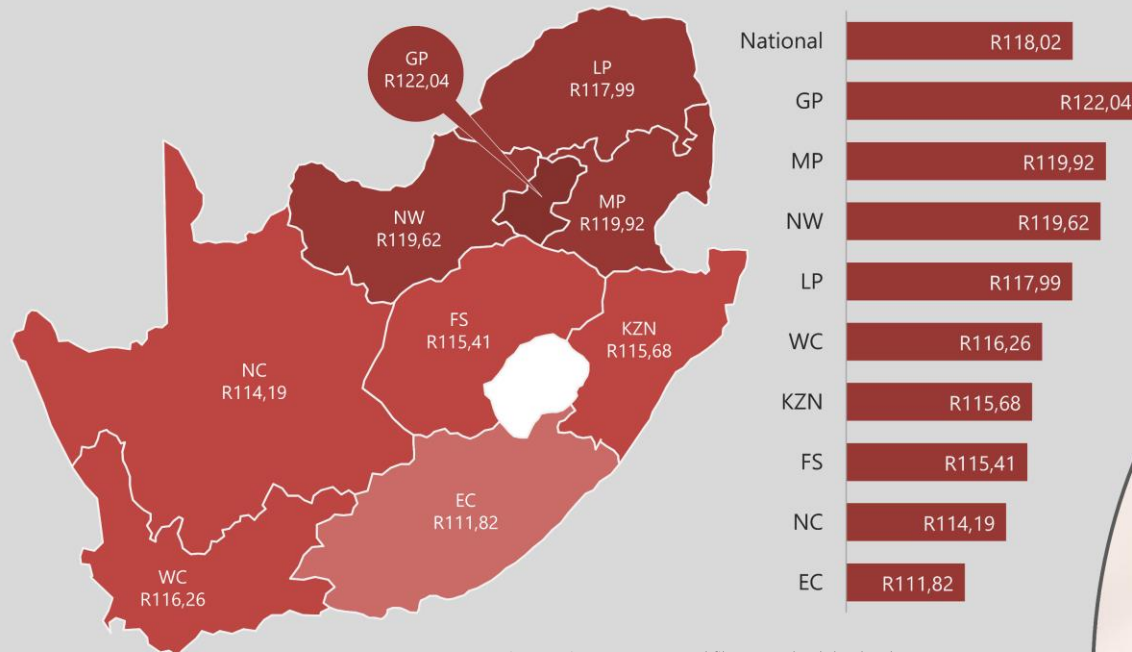
Infographic of the month



Provincial snapshot

Stewing beef is the most expensive in Gauteng

Average price in each province for one kilogram (June 2025)



Data source: CPI Average Prices Provinces (202506) Excel file [Download the data here](#)



Contact us

Head Office
ISibalo House, Koch Street
Salvokop, Pretoria
0002

Private Bag X44
Pretoria 0001
South Africa

Main switchboard
Tel: +27 12 310 8911
User Information Services
Tel: +27 12 310 8600

Click [here](#) for contact details for provincial offices.



E-mail: info@statssa.gov.za
Website: www.statssa.gov.za



Stats SA



@StatsSA



Statistics South Africa



<https://soundcloud.com/statssa>

Read more editions of *Stats Biz* [here](#).