

CONTENTS

HEADLINES
ECONOMIC INDICATORS
FEATURE ARTICLE

INFOGRAPHIC OF THE MONTH
PROVINCIAL SNAPSHOT
CONTACT US

Your monthly update on South Africa's economic indicators

Headlines

Public sector: Shy on
infrastructure investment
Page 1

Infographics

Canned fish the biggest
earner in ocean fishing
Page 4

Provincial snapshot

Jobs in the electricity, gas and
water supply industry
Page 5

The country continues to produce less electricity Page 3



Photo: Hush Naidoo Jade Photography, unsplash.com



stats sa

Department:
Statistics South Africa
REPUBLIC OF SOUTH AFRICA



Economic headlines

Inflation cools for a second month



Edging further down from the 13-year high of 7,8% recorded in July (click [here](#) to read more).

What's the deal with samples?



This is how Stats SA regularly updates its business survey samples (click [here](#) to read more).

Public sector: Shy on infrastructure investment



Public sector capital expenditure declined for a fifth consecutive year in 2021 (click [here](#) to read more).

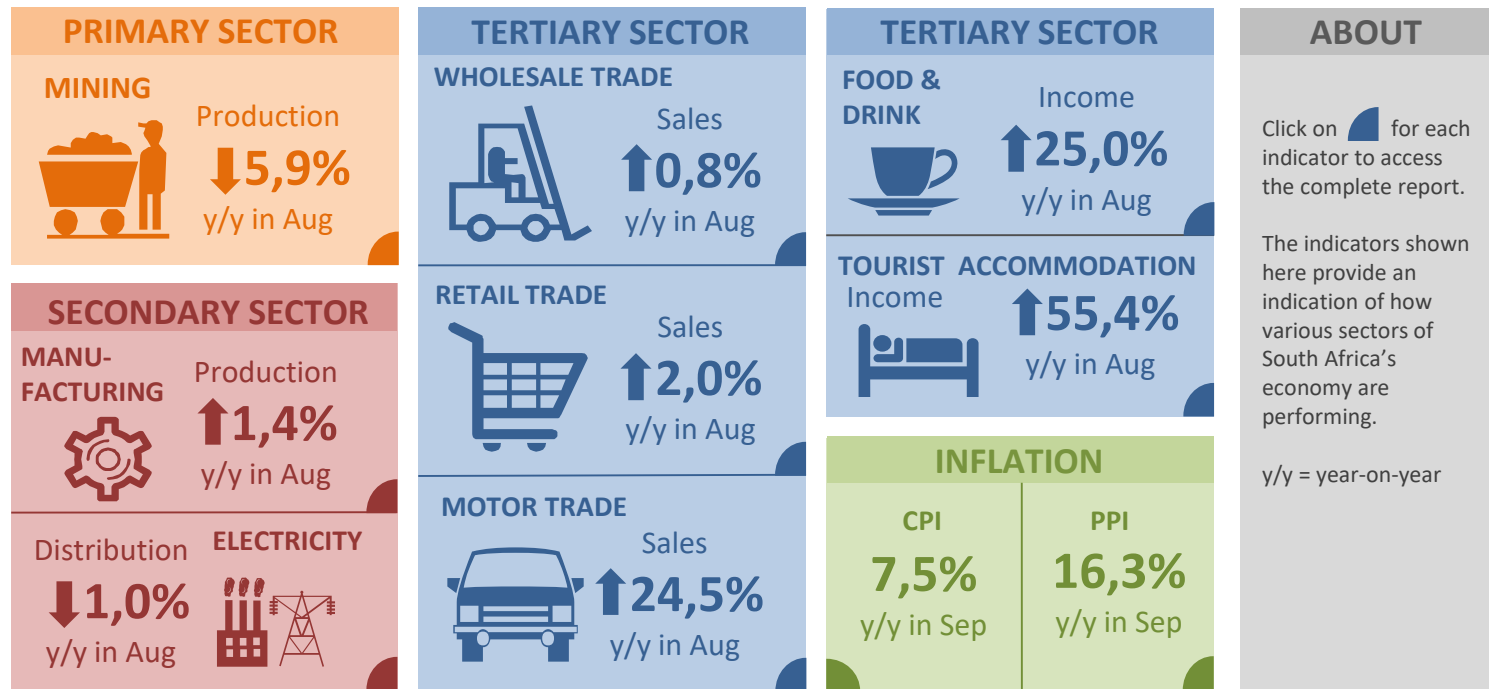
COVID-19 impact on tuition fees



After declining in 2020, higher education tuition revenue jumped by 21,6% in 2021 (click [here](#) to read more).

Click [here](#) to browse more headlines.

Monthly economic indicators



Keep up to date with our release schedule [here](#).

Feature article

The country continues to produce less electricity

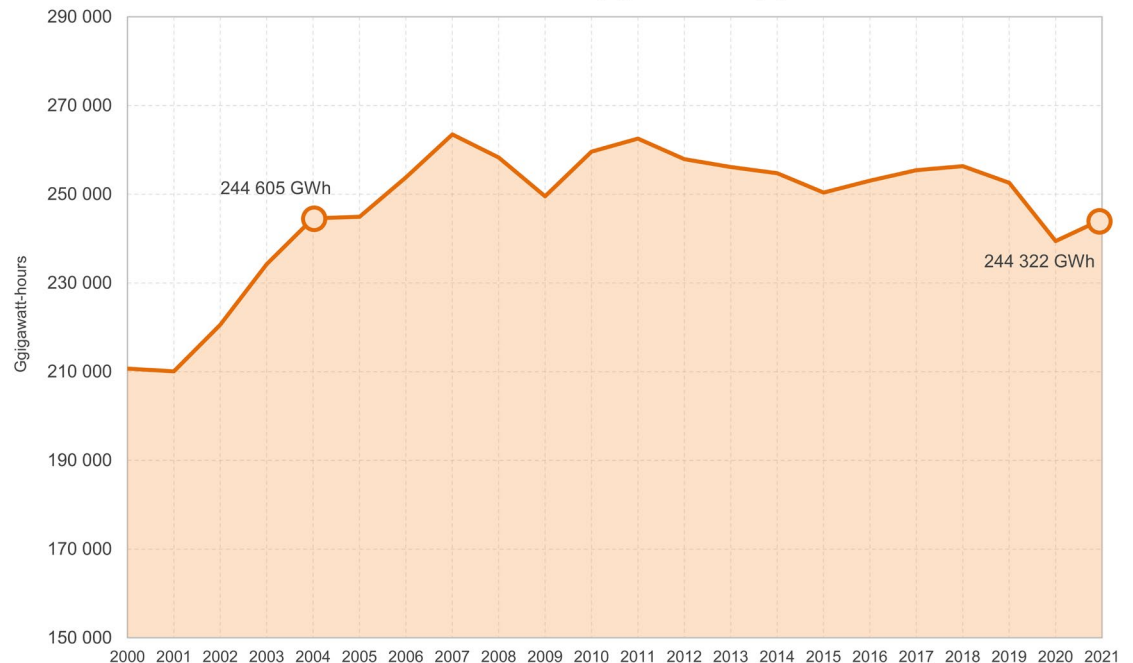
National electricity supply has been the cause of intense concern for many years. Electricity generation declined by 7,4% between 2019 and 2021, according to the latest *Electricity, gas and water supply* survey. In fact, taking a quick look at the 2006 report, the country produced less electricity in 2021 than it did in 2006.

Stats SA's monthly *Electricity generated and available for distribution* release provides a longer time series. The chart illustrates how subdued electricity generation has been over time. Even though the country produced more electricity in 2021 than it did in 2020, the level of production is still lower than it was in 2004.

In 2022 the country experienced extended periods of load shedding, with electricity generation down by 3,6% year-on-year for the period January to September 2022.

Click [here](#) to read more.

South Africa produced less electricity in 2021 than it did in 2004
Volume of electricity generated by year



Infographic of the month

Canned fish the biggest earner in ocean fishing

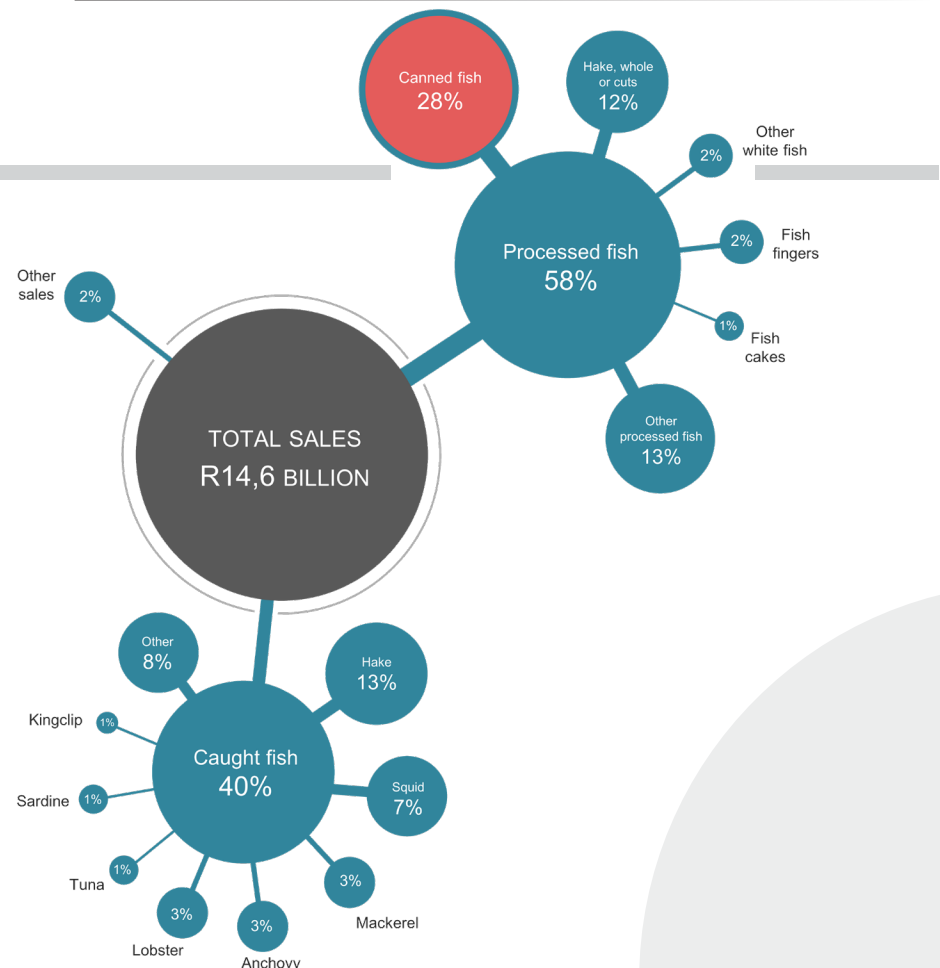
If you love your fish fingers, it might be interesting to note that this wonderfully crunchy snack generated 2% of total sales revenue in the ocean fishing industry in 2020. That's a contribution of R298 million.

Fish fingers are small fry, though. Canned fish – another processed product – was the biggest revenue earner, contributing 28% to total sales.

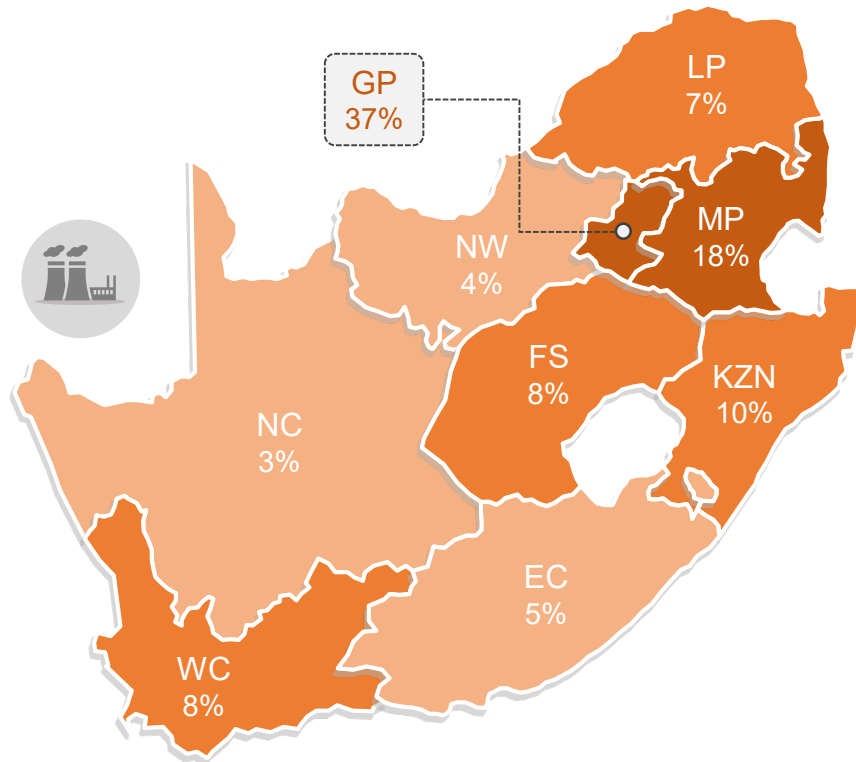
Hake and squid were the dominant products in the category that includes caught fish.

The industry, which includes activities related to ocean and coastal fishing, generated R14,6 billion in total sales. This revenue sustains the industry as well as the livelihoods of 15 013 individuals.

For more information, download the 2020 *Ocean (marine) fisheries and related services industry* statistical report [here](#).



Provincial snapshot



Gauteng dominates employment in electricity, gas and water supply

Gauteng or Mpumalanga will most likely be your home if you find a job in electricity, gas and water supply. The industry employed 54 047 individuals in 2021. Gauteng was home to almost 40% of those employed, followed by Mpumalanga at 18%. Free State and Western Cape each contributed 8%.

The majority of employees (40 419 individuals or 75% of the workforce) were in the electricity supply sector.

The industry has lost employees over the years, with the number of jobs falling from 58 485 in 2013 to 56 621 in 2019 and 54 047 in 2021. Between 2019 and 2021, six provinces recorded a net decline in the number of workers, while three provinces (Free State, Gauteng and Northern Cape), registered a net increase.

For more information, download the 2021 *Electricity, gas and water supply industry* statistical report [here](#).

Contact us

Head Office
ISlbalu House, Koch Street
Salvokop, Pretoria
0002

Private Bag X44
Pretoria 0001
South Africa

Main switchboard
Tel: +27 12 310 8911
User Information Services
Tel: +27 12 310 8600

Click [here](#) for contact details for provincial offices.



E-mail: info@statssa.gov.za
Website: www.statssa.gov.za

 Stats SA

 @StatsSA

 Statistics South Africa

 <https://soundcloud.com/statssa>

 <http://www.slideshare.net/StatsSA>

Read more editions of *Stats Biz* [here](#).