

CONTENTS

HEADLINES
ECONOMIC INDICATORS
FEATURE ARTICLE

INFOGRAPHIC OF THE MONTH
PROVINCIAL SNAPSHOT
CONTACT US

Your monthly update on South Africa's economic indicators

Headlines

Mining records a
positive 2021
Page 1

Infographics

Activity in the restaurant, fast-
food and catering industry
Page 4

Provincial snapshot

Gauteng consumes the
most electricity
Page 5

Consumer inflation softens in January as fuel prices ease Page 3



Economic headlines

Mining records a positive 2021



Production was down in December, however. Listen [here](#) for a quick rundown of the figures. 🎧

Manufacturing activity edges lower in December



The automotive division was the biggest drag on production. Listen [here](#) for an overview of the data. 🎧

Retailers enjoy a stronger festive season



Clothing and textile stores recorded the biggest rise in sales. Listen [here](#) for a snapshot of the results. 🎧

The impact of COVID-19 on education



Most schools offered rotational options instead of remote learning during the pandemic (click [here](#) to read more).

Experiences of crime declined in 2020/21



With decreases in housebreaking, motor vehicle theft and murder (click [here](#) to read more).

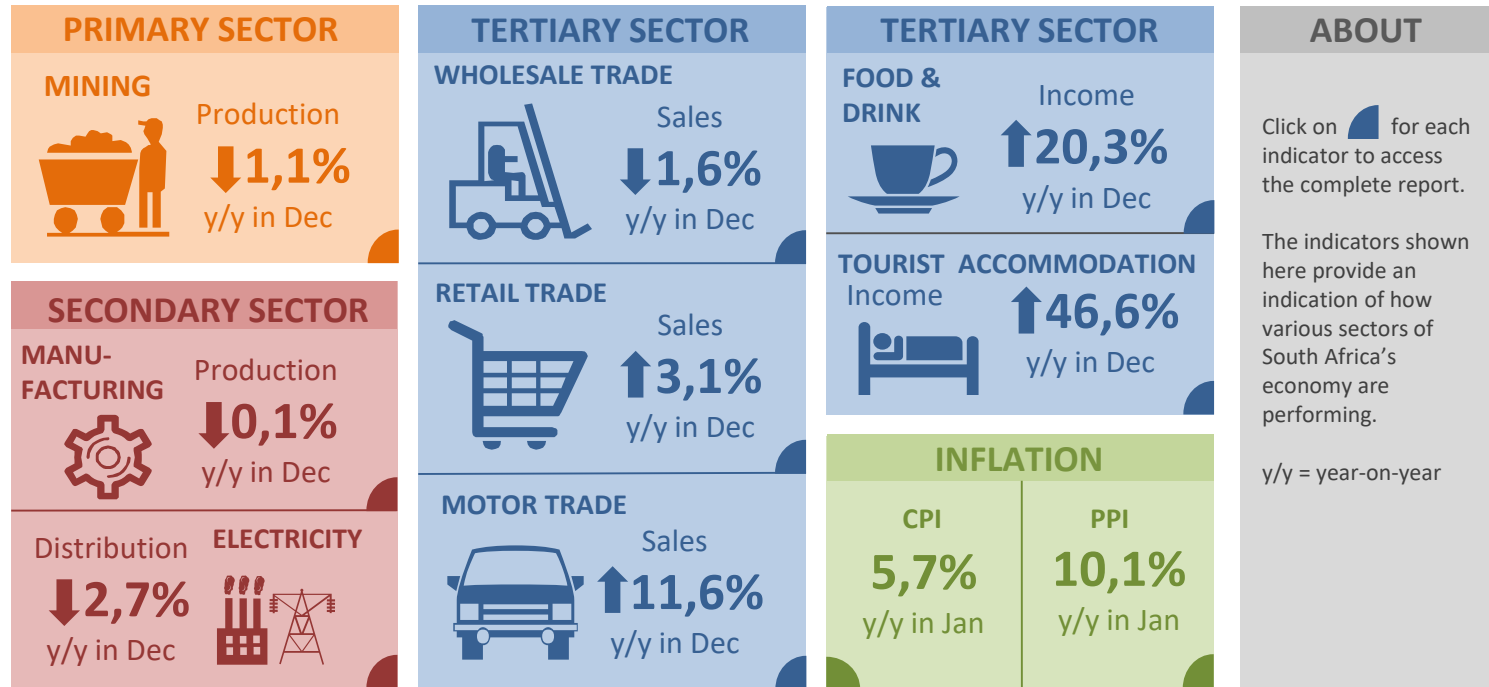
Stats SA extends the population census



The counting will now continue until 20 March (click [here](#) to read more).

Click [here](#) to browse more headlines.

Monthly economic indicators



Keep up to date with our release schedule [here](#).

Feature article

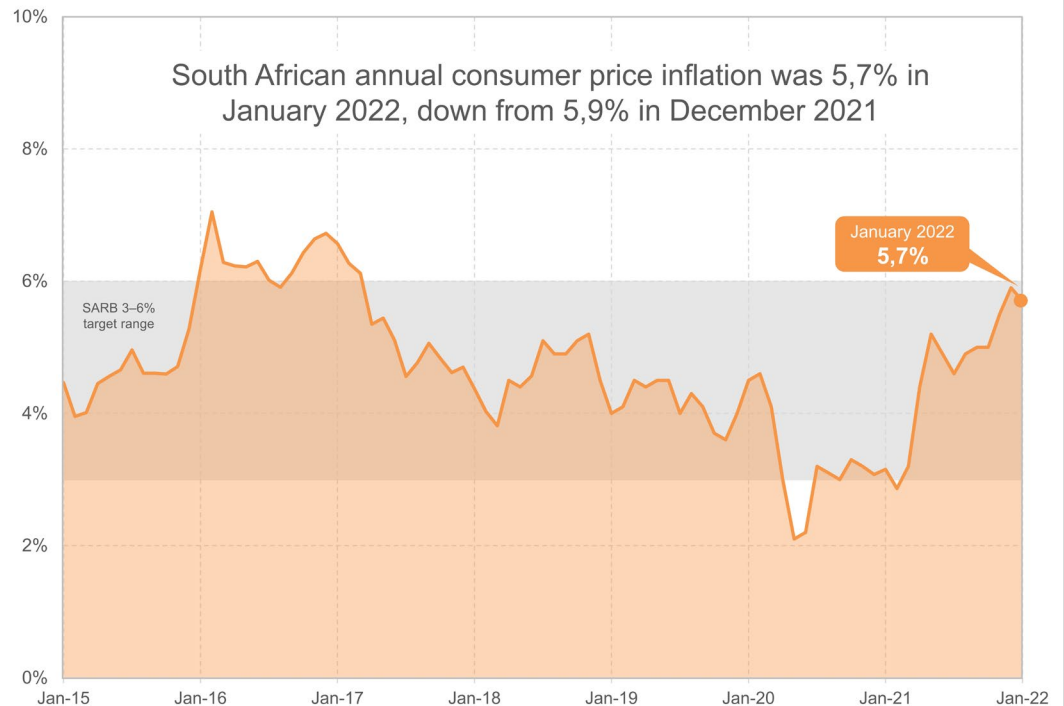
Consumer inflation softens in January as fuel prices ease

Headline inflation dipped to 5,7% in January from 5,9% in December, mainly as the result of lower fuel costs.

Motorists breathed a little easier in January as fuel prices dropped by 2,8% from the record highs in December. The price of inland 95-octane petrol decreased by 68c per litre, and the average price of diesel was down by 25c.

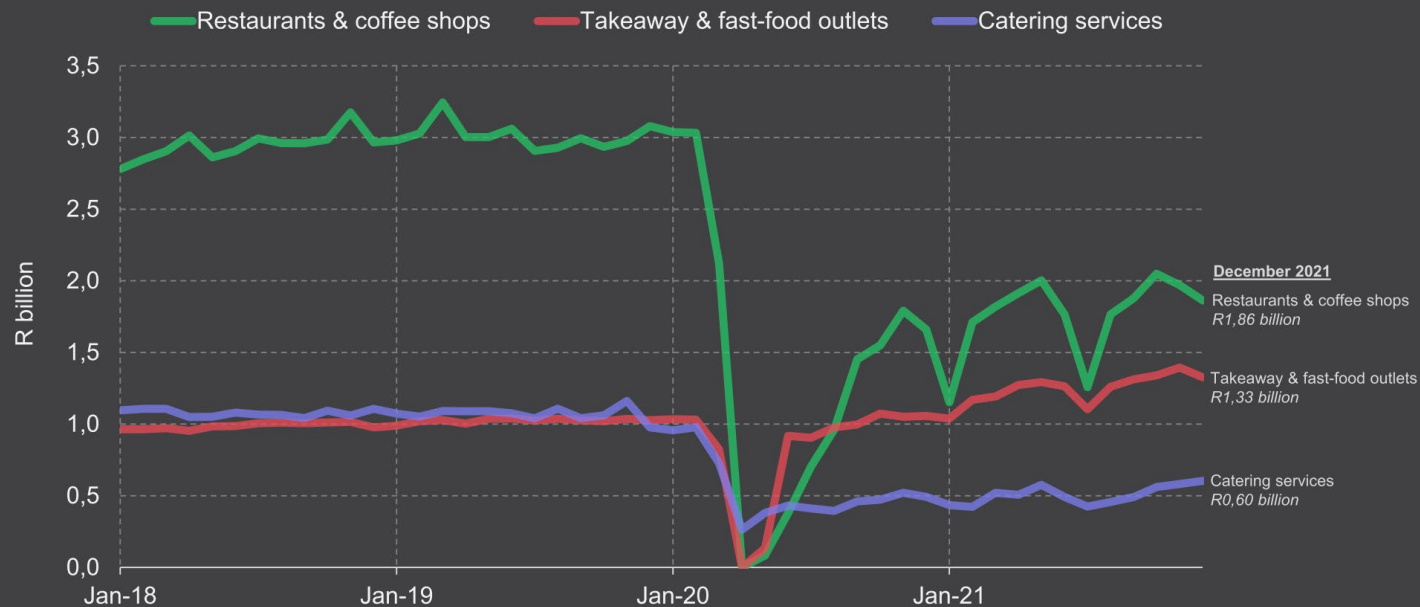
Annual food and non-alcoholic beverages inflation edged higher, from 5,5% in December to 5,7% in January. Prices for cooking oil continue to soar, increasing by 5,2% between December and January, taking the annual rate to 32,2%. The average price of a bottle of cooking oil (750 ml) increased to R31,12 in January 2022 from R24,25 a year ago.

Click [here](#) to read more.



Infographic of the month

Activity in the restaurant, fast-food and catering industry still lags pre-pandemic levels Total income generated (R billion)



Monthly data. Seasonally adjusted. Constant 2015 prices

Source: Food and beverages, December 2021 (Table 7)

Click [here](#) to download the release



stats sa

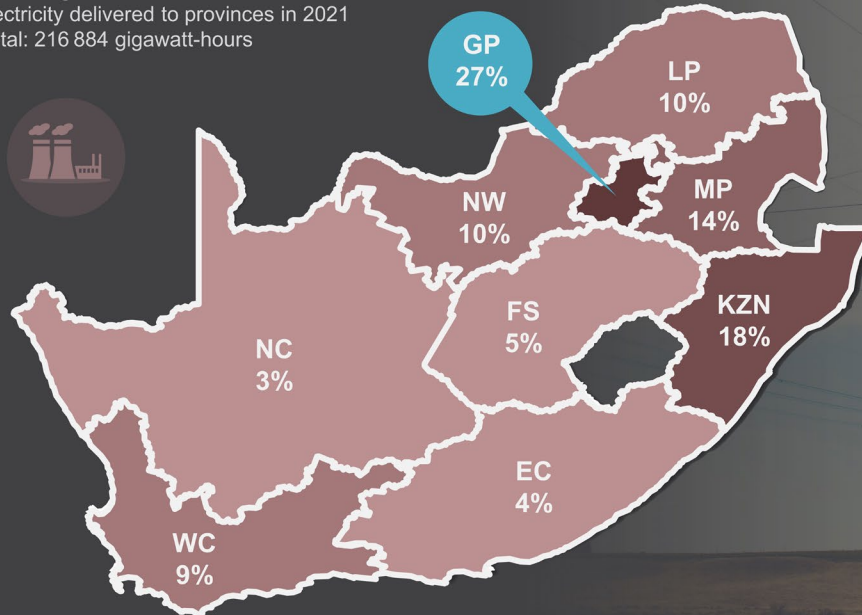
Department:
Statistics South Africa
REPUBLIC OF SOUTH AFRICA



Provincial snapshot

Gauteng consumes the most electricity

Percentage breakdown of the volume of electricity delivered to provinces in 2021
Total: 216 884 gigawatt-hours



Source: Electricity generated and available for distribution Photo: Andie Kolbeck, unsplash.com



stats sa

Department:
Statistics South Africa
REPUBLIC OF SOUTH AFRICA



Contact us

Head Office
ISibalo House, Koch Street
Salvokop, Pretoria
0002

Private Bag X44
Pretoria 0001
South Africa

Main switchboard
Tel: +27 12 310 8911
User Information Services
Tel: +27 12 310 8600

Click [here](#) for contact details for provincial offices and subject experts.



E-mail: info@statssa.gov.za
Website: www.statssa.gov.za



Stats SA



@StatsSA



Statistics South Africa



<https://soundcloud.com/statssa>



<http://www.slideshare.net/StatsSA>

Read more editions of *Stats Biz* [here](#).