

CONTENTS

HEADLINES
ECONOMIC INDICATORS
FEATURE ARTICLE

INFOGRAPHIC OF THE MONTH
PROVINCIAL SNAPSHOT
CONTACT US

Your monthly update on South Africa's economic indicators

Headlines

COVID-19 and civil disorder
pummel the economy
Page 1

Infographics

Formal business turnover
edges higher in Q3: 2021
Page 4

Provincial snapshot

North West has the highest
inflation rate
Page 5

Gin gets the nod as Stats SA updates the inflation basket Page 3



stats sa

Department:
Statistics South Africa
REPUBLIC OF SOUTH AFRICA



Economic headlines

COVID-19 and civil disorder pummel the economy



GDP slumped by 1,5% in Q3: 2021
(click [here](#) to read more).

Business profits lowest in 14 years



Business services and manufacturing
were the hardest hit, according to pre-
pandemic data (click [here](#) to read more).

Fuel and food continue to drive inflation



Headline CPI inflation ended 2021 at
5,9% in December, up from 5,5% in
November (click [here](#) to read more).

Formal employment edges higher in Q3: 2021



The formal non-agricultural sector
recorded a net rise in 52 000 jobs
(click [here](#) to read more).

Women and transport



Women are far less likely to have a
driver's licence than men (click [here](#)
to read more).

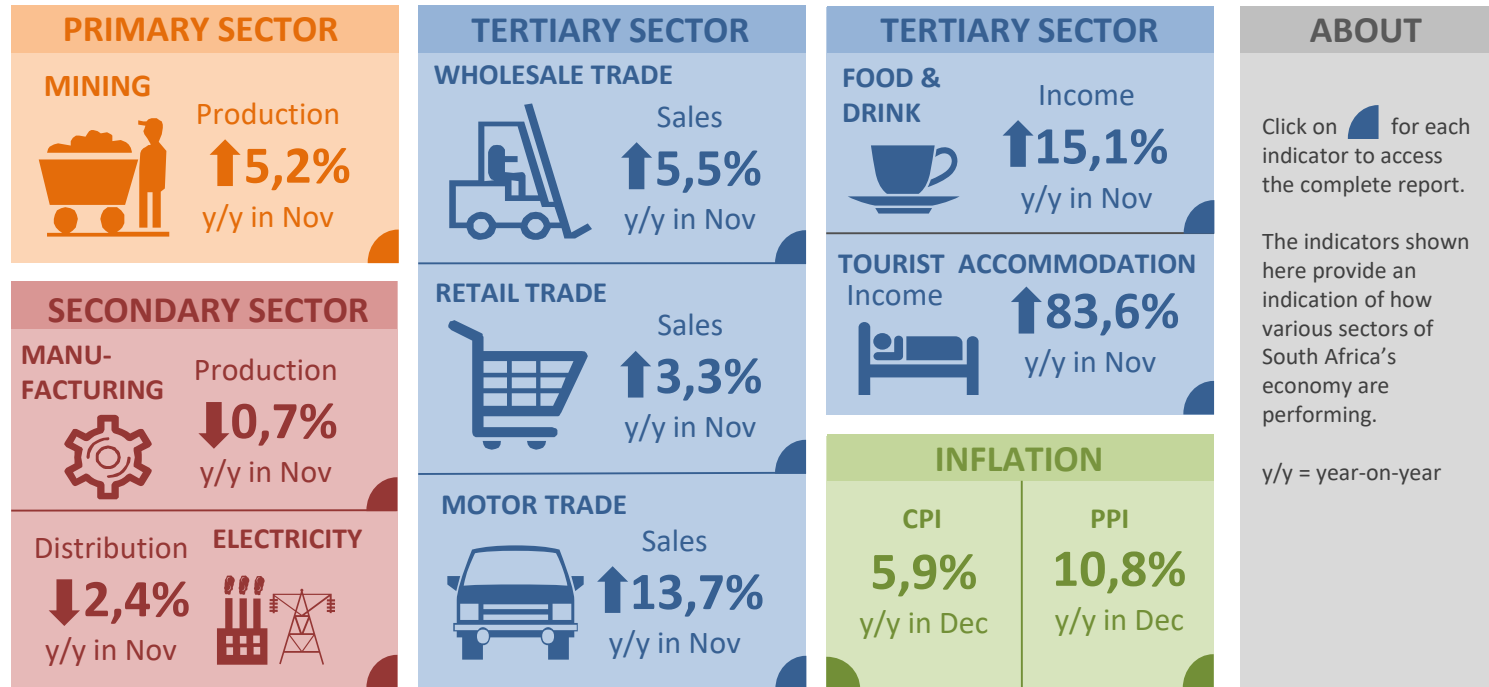
Complete your census questionnaire online!



You have until 5 February to register your
household for online or telephonic
collection (click [here](#) to read more).

Click [here](#) to browse more headlines.

Monthly economic indicators



Keep up to date with our release schedule [here](#).

Feature article

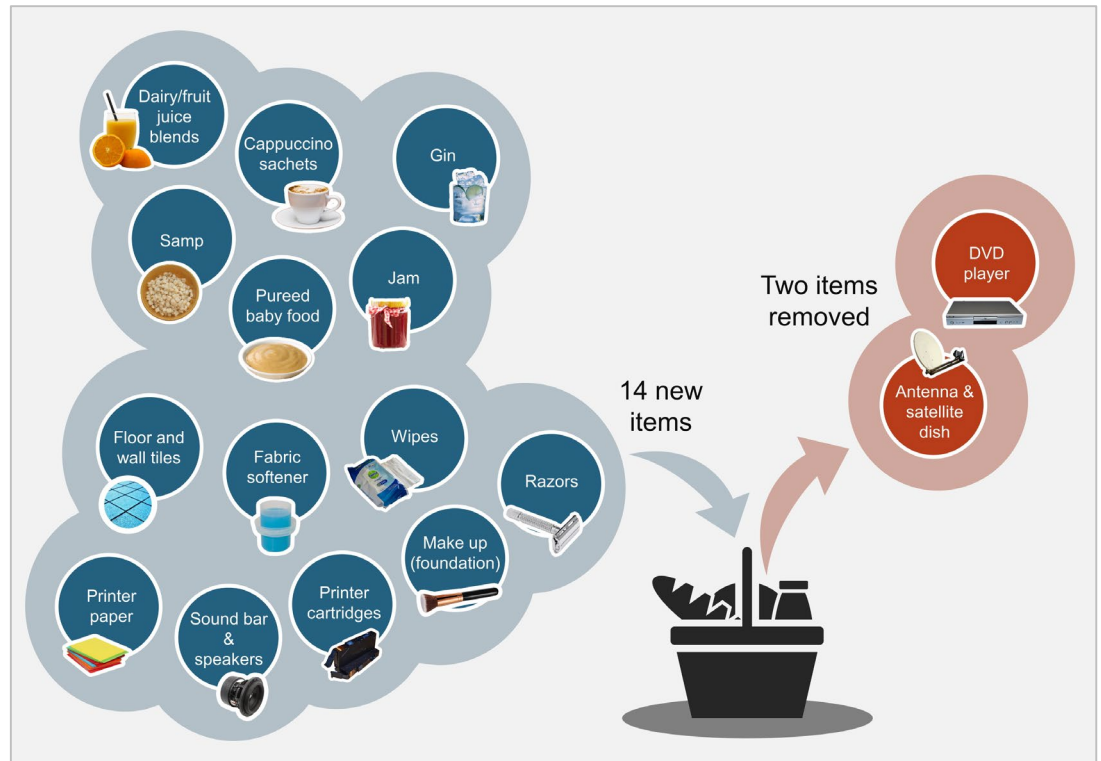
Gin gets the nod as Stats SA updates the inflation basket

The composition of the inflation basket tells us a lot about the spending patterns of South African consumers. In the most recent update, fourteen new items were added, while two items were removed. Gin, which has become a more popular beverage in recent times, is one of the new items.

Cappuccino sachets have also entered the basket, as well as dairy/fruit juice, samp (or stamped mealies), baby food and jam. On the technology front, DVD players and satellite dishes were removed.

The changes to the basket, published in January 2022 and referencing the year 2019, also included the splitting and amalgamation of some products. The basket now contains 415 items, up from 404 in 2016.

Click [here](#) to read more. A detailed note is available [here](#) and the media presentation is available [here](#).

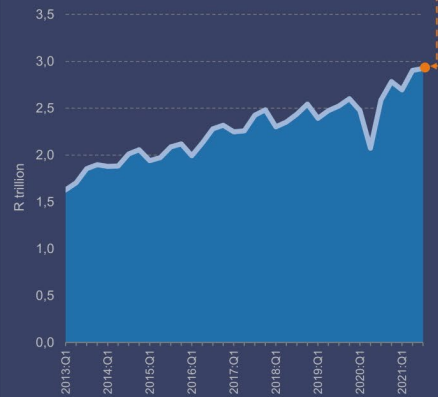


Infographic of the month

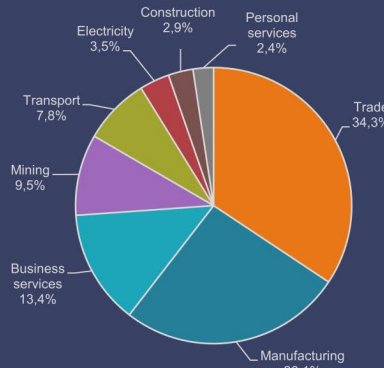
Turnover in the formal business sector: Q3: 2021

Selected results from the Quarterly financial statistics (QFS) survey

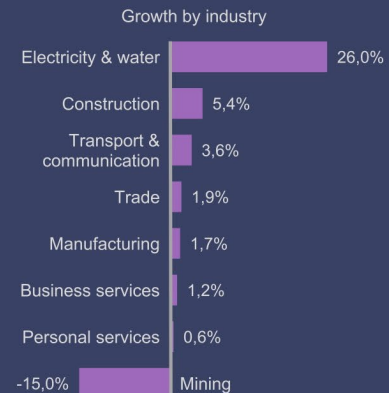
The South African formal business sector generated **R2,92 trillion** in turnover in Q3: 2021, a rise of 0,7% compared with Q2: 2021



Breakdown of turnover generated by the formal business sector in Q3: 2021 by industry. Total: R2,92 trillion



0,7% The rise in total turnover generated in the formal business sector in Q3: 2021 compared with Q2: 2021



Source: Quarterly financial statistics (QFS), September 2021
Excludes agriculture, financial intermediation, insurance, government institutions and educational institutions

Click [here](#) to read more

Provincial snapshot

North West has the highest inflation rate

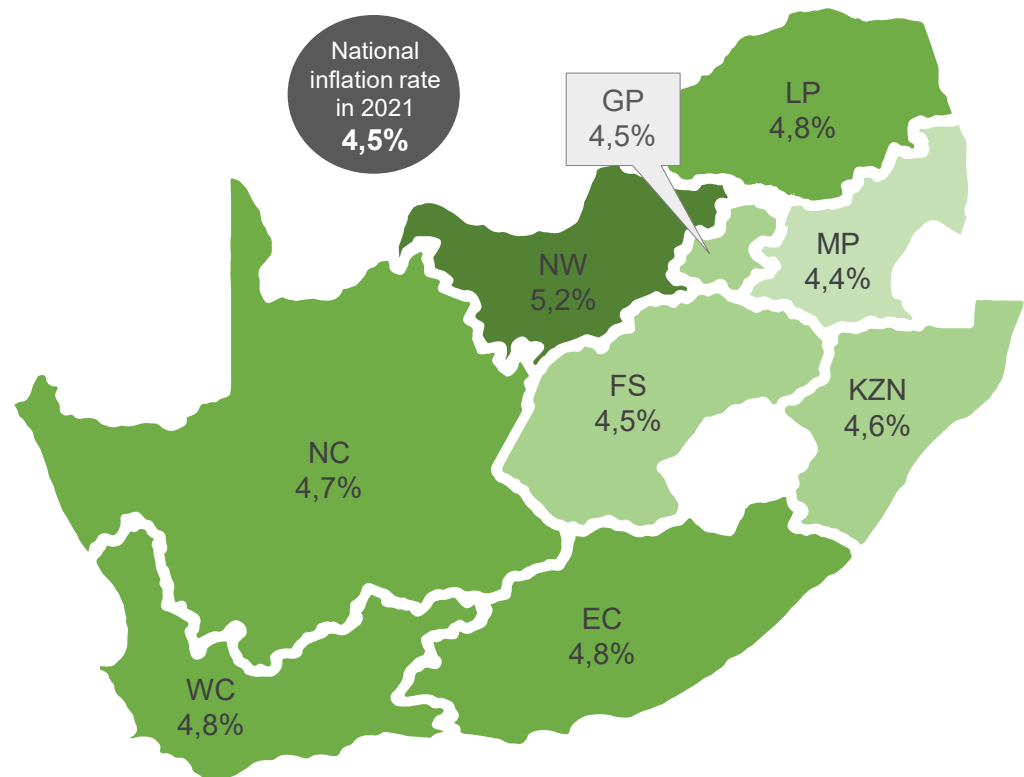
Every province has its own inflation rate.

South Africa's average headline inflation rate for 2021 was 4,5%. This means that the general price level of goods and services (at a national level) increased by 4,5% over that year.

Broken down by province, those living in the North West experienced the highest rate, with prices rising by 5,2%. The province with the lowest inflation rate for the year was Mpumalanga (4,4%).

The 2021 national average of 4,5% is higher than the averages recorded for 2020 (3,3%) and 2019 (4,1%).

Download the latest *Consumer Price Index (CPI)* release [here](#).



Contact us

Head Office
ISibalo House, Koch Street
Salvokop, Pretoria
0002

Private Bag X44
Pretoria 0001
South Africa

Main switchboard
Tel: +27 12 310 8911
User Information Services
Tel: +27 12 310 8600

Click [here](#) for contact details for provincial offices and subject experts.



E-mail: info@statssa.gov.za
Website: www.statssa.gov.za

 Stats SA

 @StatsSA

 Statistics South Africa

 <https://soundcloud.com/statssa>

 <http://www.slideshare.net/StatsSA>

Read more editions of *Stats Biz* [here](#).