

CONTENTS

HEADLINES
ECONOMIC INDICATORS
FEATURE ARTICLE

INFOGRAPHIC OF THE MONTH
PROVINCIAL SNAPSHOT
CONTACT US

Your monthly update on South Africa's economic indicators

Headlines

GDP grows in Q2: 2021
Page 1

Infographics

Formal business sector
turnover rises in Q2: 2021
Page 4

Provincial snapshot

Mining jobs have declined in
four provinces
Page 5

Facts about the electricity, gas & water supply industry Page 3



Image: Luis Quintero, pexels.com



stats sa

Department:
Statistics South Africa
REPUBLIC OF SOUTH AFRICA



Economic headlines

GDP grows in Q2: 2021



Despite growth over the last four quarters, the economy is 1,4% smaller than what it was before the pandemic (click [here](#) to read more).

Consumer inflation edges up in August



Transport was the most significant contributor to both the annual and monthly CPI readings (click [here](#) to read more).

Formal employment decreases in Q2: 2021



Registering a decline of 86 000 jobs (click [here](#) to read more).

Four facts about the mining industry (2019)



Stats SA takes a deep dive into the mining industry with this detailed report (click [here](#) to read more).


Four facts about post & telecommunications (2019)



Stats SA takes a detailed look at the post & telecommunications industry (click [here](#) to read more).

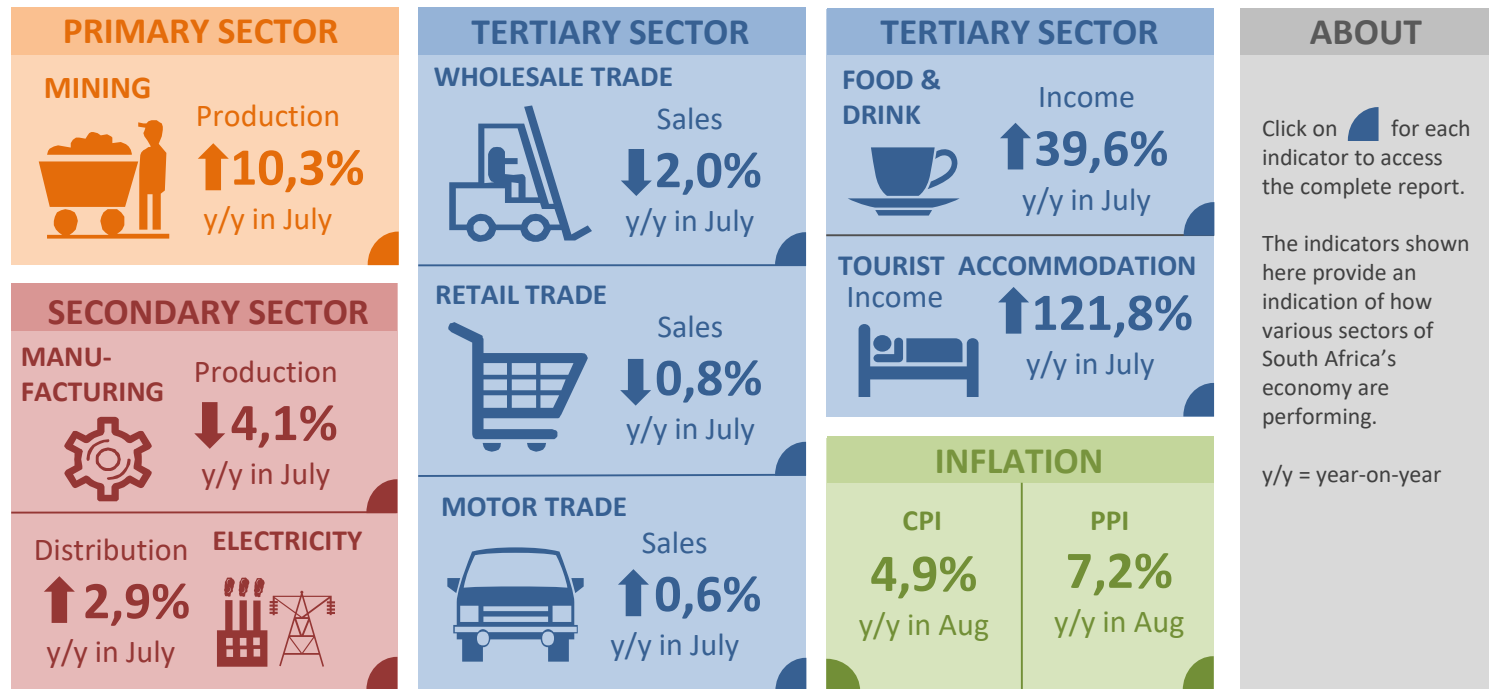
Retail trade edges lower in July



Four of the seven retail categories recorded negative results. Raquel Floris provides an audio snapshot [here](#). 

Click [here](#) to browse more headlines.

Monthly economic indicators



Keep up to date with our release schedule [here](#).

Feature article

Five facts about the electricity, gas & water supply industry (2019)

We are all keenly aware of the electricity challenges our country is facing. Here are five key facts from Stats SA's detailed report on the industry, covering data on the nation's energy mix, electricity production, and employment:

1. South Africa produced less electricity in 2019 than it did in 2010
2. The industry employs fewer people than it did in 2016
3. Coal is still a dominant source of energy despite a significant increase in renewable electricity
4. Municipalities are the biggest customers
5. The industry recorded a financial loss in 2019

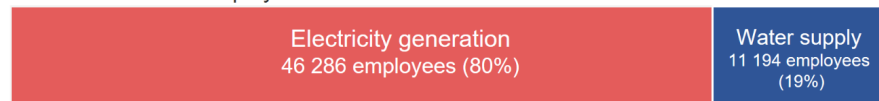
The *Electricity, gas & water supply* industry report for 2019 covers the results of a large sample survey of the industry.

Click [here](#) to read more.

There are fewer employees in electricity generation

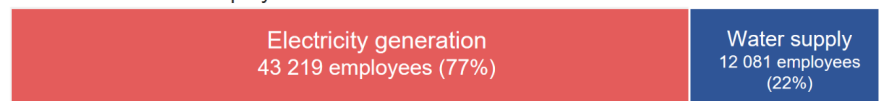
Number of employees across the electricity, gas & water supply industry, 2016 and 2019

2016 57 784 employees



Gas supply
304 employees (0,5%)

2019 55 796 employees



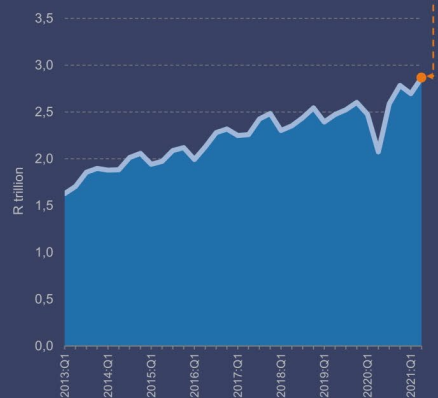
Gas supply
496 employees (0,9%)

Infographic of the month

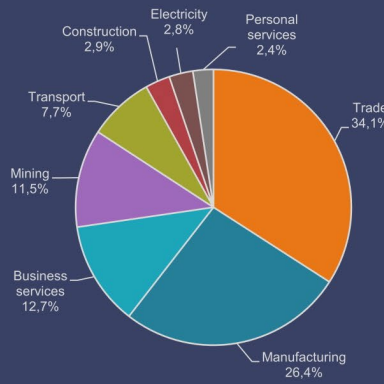
Turnover in the formal business sector: Q2: 2021

Selected results from the Quarterly financial statistics (QFS) survey

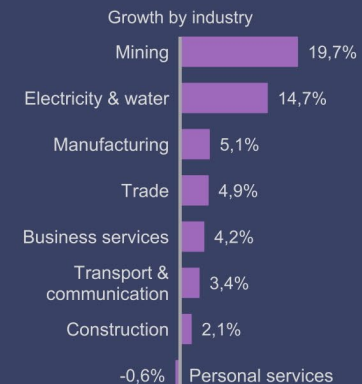
The South African formal business sector generated **R2,87 trillion** in turnover in Q2: 2021, a rise of 6,3% compared with Q1: 2021



Breakdown of turnover generated by the formal business sector in Q2: 2021 by industry. Total: R2,87 trillion



6,3% The rise in total turnover generated in the formal business sector in Q2: 2021 compared with Q1: 2021



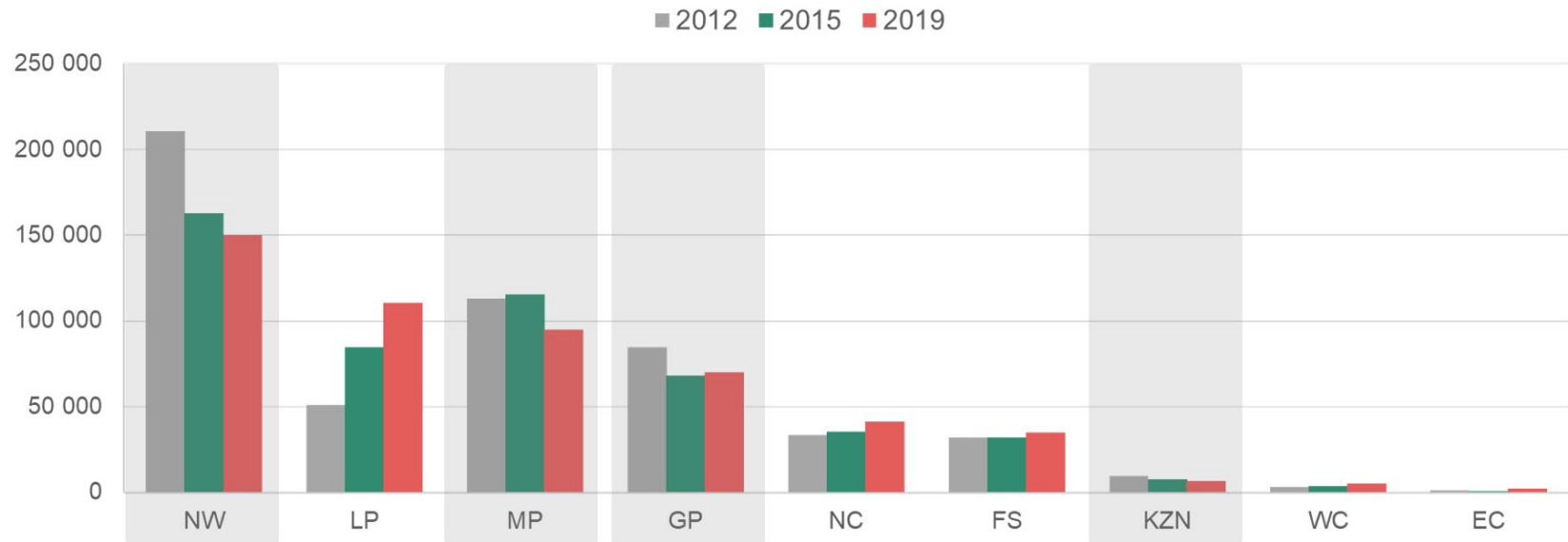
Source: Quarterly financial statistics (QFS), June 2021
Excludes agriculture, financial intermediation, insurance, government institutions and educational institutions

Click [here](#) to read more

Provincial snapshot

From 2012 to 2019, the number of employees in the mining industry decreased in North West, Mpumalanga, Gauteng and KwaZulu-Natal

Number of employees in the mining industry by province



Source: Mining industry, Report No. 20-01-02 (2019), Table E

Download the media presentation and report [here](#)



stats sa

Department:
Statistics South Africa
REPUBLIC OF SOUTH AFRICA



Contact us

Head Office
ISibalo House, Koch Street
Salvokop, Pretoria
0002

Private Bag X44
Pretoria 0001
South Africa

Main switchboard
Tel: +27 12 310 8911
User Information Services
Tel: +27 12 310 8600

Click [here](#) for contact details for provincial offices and subject experts.



E-mail: info@statssa.gov.za
Website: www.statssa.gov.za

 Stats SA

 @StatsSA

 Statistics South Africa

 <https://soundcloud.com/statssa>

 <http://www.slideshare.net/StatsSA>

Read more editions of *Stats Biz* [here](#).