

CONTENTS

HEADLINES
ECONOMIC INDICATORS
FEATURE ARTICLE

INFOGRAPHIC OF THE MONTH
PROVINCIAL SNAPSHOT
CONTACT US

Your monthly update on South Africa's economic indicators

Headlines

CPI inflation edges
lower in June
Page 1

Infographics

The impact of COVID-19 on
tourist accommodation
Page 4

Provincial snapshot

Civil summonses issued for
debt: Gauteng leads
Page 5

Municipal dependence on national government funding Page 3



Image: Editors Keys, unsplash.com



stats sa

Department:
Statistics South Africa
REPUBLIC OF SOUTH AFRICA



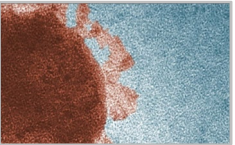
Economic headlines

CPI inflation edges lower in June



Easing to 4,9% after recording a 30-month high in May (click [here](#) to read more).

COVID-19 reduces life expectancy in SA



From 65,5 years in 2020 to 62,0 years in 2021 (click [here](#) to read more).


Pilot Census suspends face-to-face data collection



To ensure the safety of fieldworkers and respondents against COVID-19 (click [here](#) to read more).


Mining output falls by 3,5% m/m in May



Copper recorded the biggest monthly decrease. Juan-Pierre Terblanche provides an audio snapshot of the figures [here](#). 


Manufacturing down by 2,6% m/m in May



This followed a monthly decrease of 1,2% in April. Nicolai Claassen gives an audio rundown of the data [here](#). 

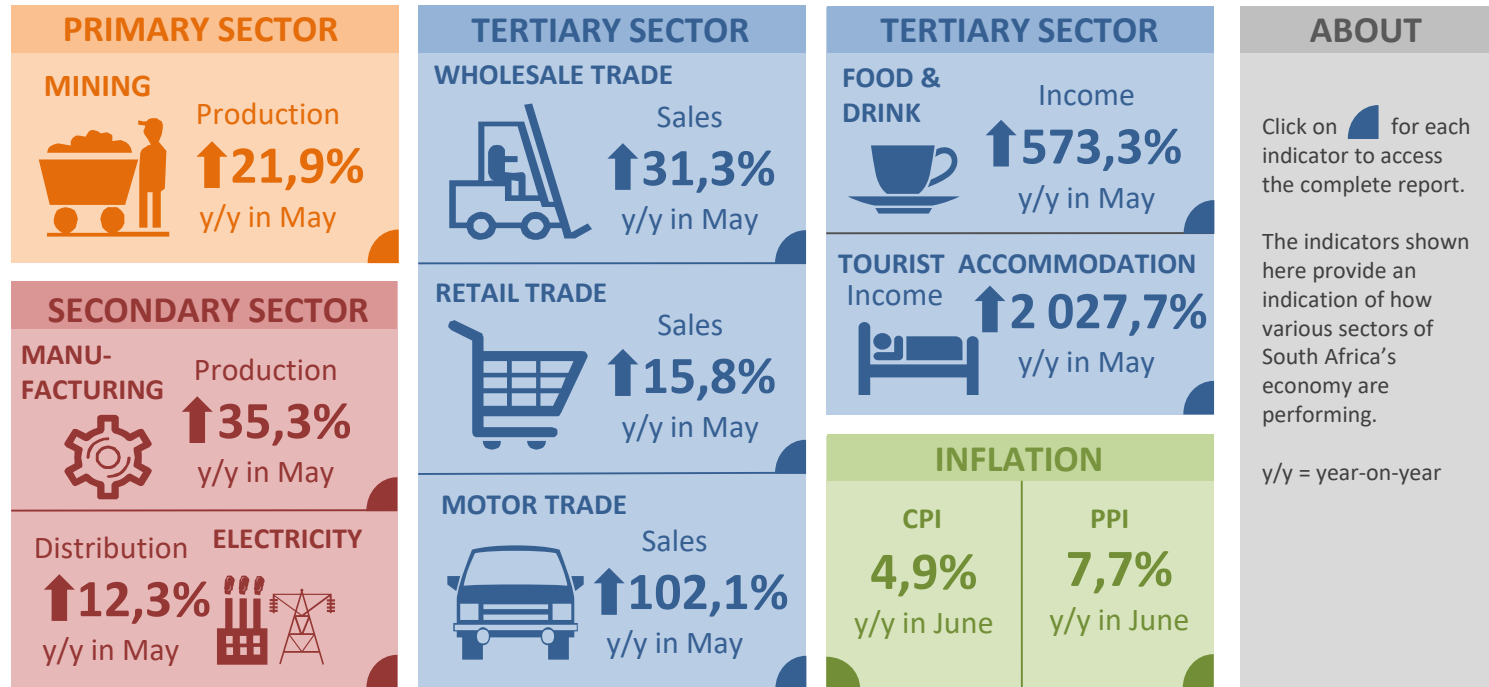
Retail trade sales up by 2,1% m/m in May



The rise comes after two consecutive months of decline. Raquel Floris provides an audio overview [here](#). 

Click [here](#) to browse more headlines.

Monthly economic indicators



Keep up to date with our release schedule [here](#).

Feature article

Municipal dependence on national government funding

Municipalities generate or receive income from two main sources: they can either actively generate their own income or, alternatively, other institutions (such as national government) can fund municipal budgets.

A municipality that generates a high proportion of its own income can bode well for its financial sustainability. It can also free up financial resources that government can use elsewhere.

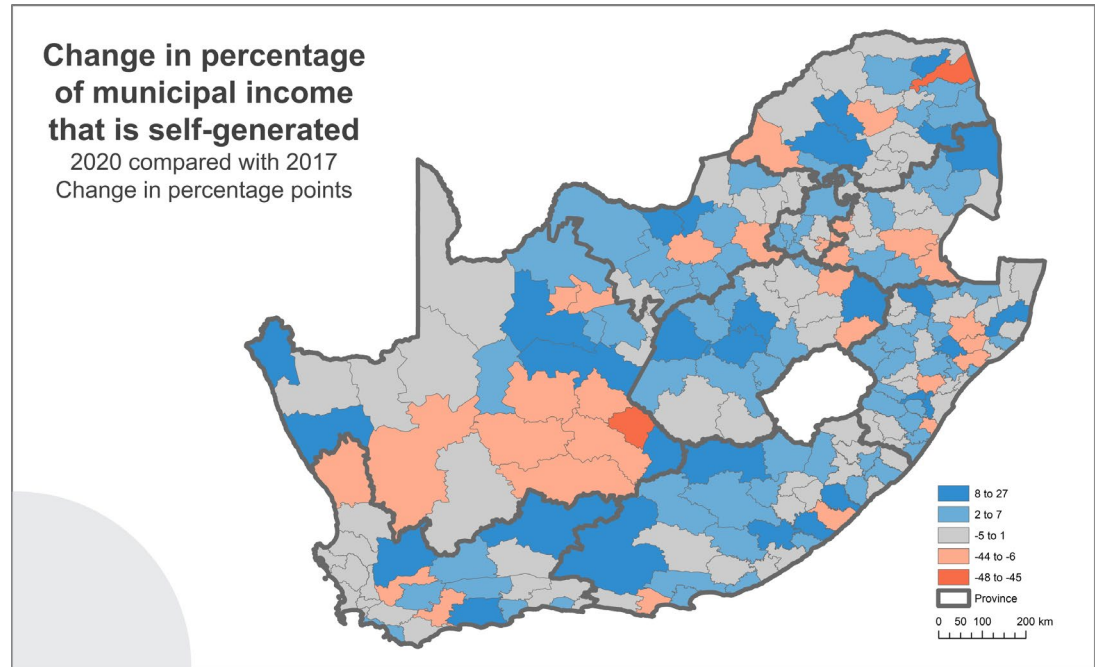
As a group, municipalities self-generated 71% of their income in 2020, a rise of one percentage point from 70% in 2017.

Blue colour-coded municipalities in the map are those that recorded a rise in the share of self-generated income. Red colour-coded municipalities recorded a fall in the share of self-generated income.

Click [here](#) to read more.

Change in percentage of municipal income that is self-generated

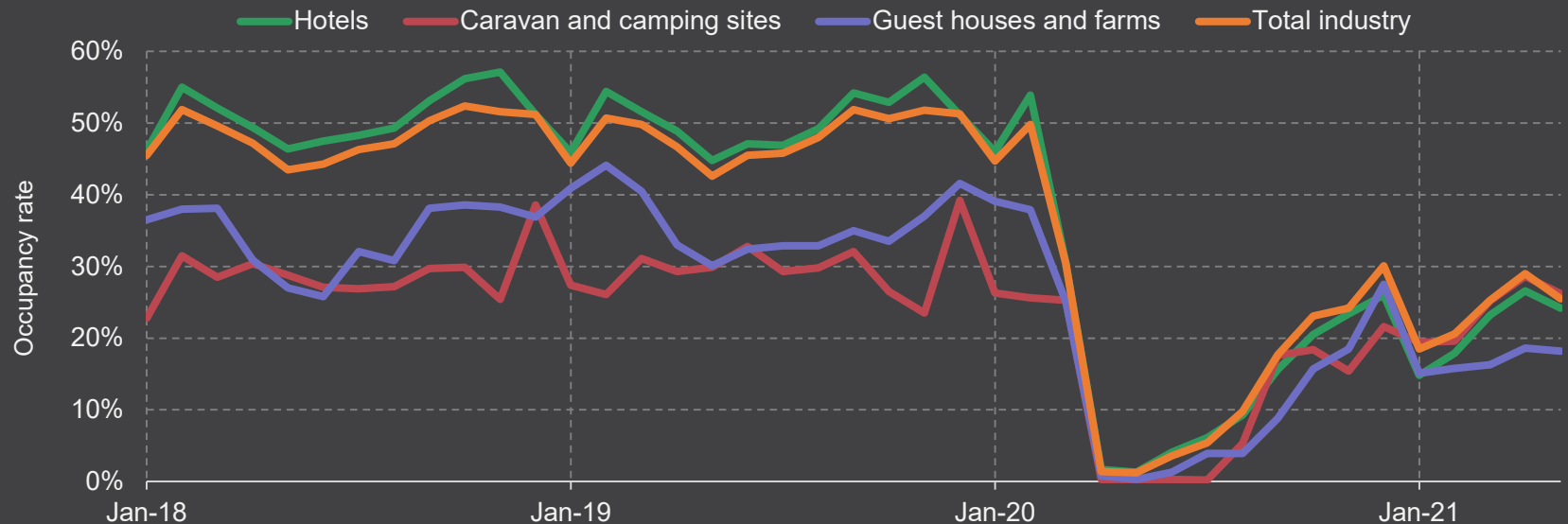
2020 compared with 2017
Change in percentage points



Infographic of the month

COVID-19 continues to dampen tourist accommodation

Occupancy rates in the tourist accommodation industry, January 2018 to May 2021



Monthly data The category 'other accommodation' is not included in the chart Source: Tourist accommodation, May 2021 (Table 4) Click [here](#)



stats sa

Department:
Statistics South Africa
REPUBLIC OF SOUTH AFRICA



Provincial snapshot

Gauteng has the most civil summonses issued for debt

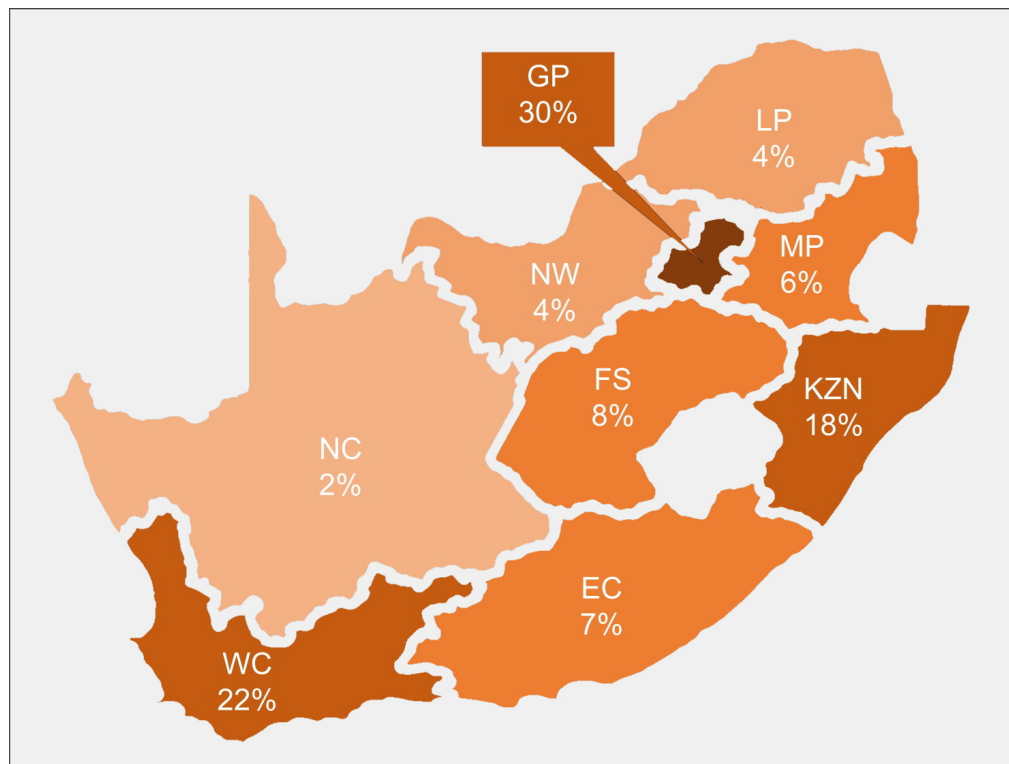
Gauteng recorded the highest number of civil summonses issued for debt in May 2021, accounting for 30% of the national total.

The province, which is the country's economic hub, recorded 12 958 summonses issued for debt in May, down from 13 482 recorded in April.

Western Cape registered the second highest number in May (9 291), followed by KwaZulu-Natal (7 509) and Free State (3 535).

Stats SA's *Statistics of civil cases for debt* reports on data received from magistrates' offices on civil cases for debt recorded, civil summonses issued and civil judgements recorded. These data provide insight into the extent of unpaid debt in South Africa.

Download the release [here](#).



Contact us

Head Office
ISibalo House, Koch Street
Salvokop, Pretoria
0002

Private Bag X44
Pretoria 0001
South Africa

Main switchboard
Tel: +27 12 310 8911
User Information Services
Tel: +27 12 310 8600

Click [here](#) for contact details for provincial offices and subject experts.



E-mail: info@statssa.gov.za
Website: www.statssa.gov.za

 Stats SA

 @StatsSA

 Statistics South Africa

 <https://soundcloud.com/statssa>

 <http://www.slideshare.net/StatsSA>

Read more editions of *Stats Biz* [here](#).