

CONTENTS

HEADLINES
ECONOMIC INDICATORS
FEATURE ARTICLE

INFOGRAPHIC OF THE MONTH
PROVINCIAL SNAPSHOT
CONTACT US

Your monthly update on South Africa's economic indicators

Headlines

Consumer inflation quickens
to a 30-month high
Page 1

Infographics

Formal business
turnover in the first quarter
Page 4

Provincial snapshot

Building plans:
Western Cape in the lead
Page 5

Say hello to SA's National Natural Capital Accounting Strategy Page 3



stats sa

Department:
Statistics South Africa
REPUBLIC OF SOUTH AFRICA



Economic headlines

GDP rises in the first quarter of 2021



More growth is needed to get back to pre-COVID-19 levels (click [here](#) to read more).

Consumer inflation quickens to a 30-month high



Fuel prices are much higher than they were a year ago (click [here](#) to read more).

Job numbers down in the formal business sector



The trade, business and construction industries recorded the biggest losses (click [here](#) to read more).

Where does national government spending go?



National Treasury plays a key role in financing the state (click [here](#) to read more).

The youth bear the brunt of joblessness



Almost one in every two young people do not have a job (click [here](#) to read more).

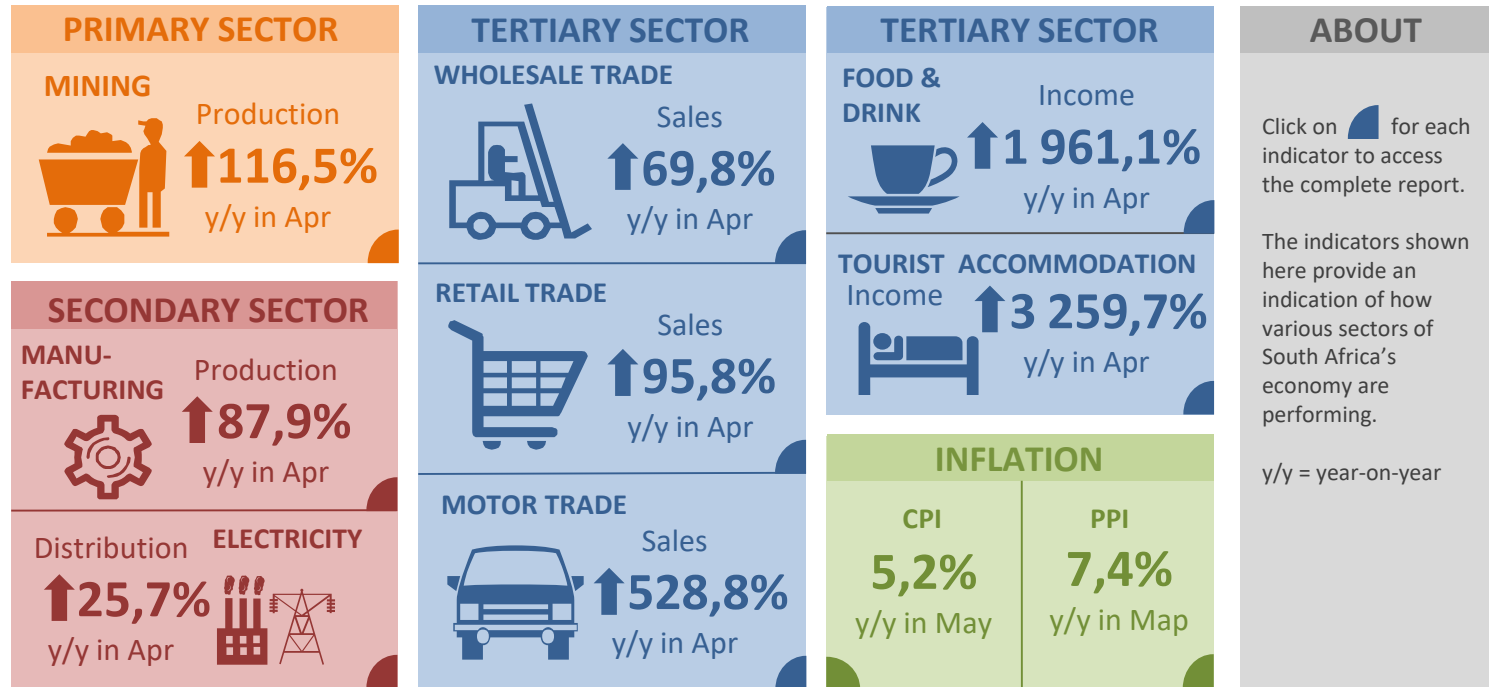
TB tops leading causes of death in 2018



Followed by diabetes and cerebrovascular diseases (click [here](#) to read more).

Click [here](#) to browse more headlines.

Monthly economic indicators



Keep up to date with our release schedule [here](#).

Feature article

Say hello to SA's National Natural Capital Accounting Strategy

Think of how, as a country, we keep account of the population and the economy. We conduct surveys to track social outcomes. We use a system of national (economic) accounts to track economic performance.

To manage our natural resources and ecosystems, we need to know how much of a particular resource we have (stock), and how quickly it is being used up (flow). Natural Capital Accounting (NCA) is a system that keeps track of a country's stocks and flows of environmental resources and assets.

Stats SA, in collaboration with the South African National Biodiversity Institute (SANBI) and other government departments, published a national strategy for the production of natural capital accounts.

Click [here](#) to read more.



stats sa

Department:
Statistics South Africa
REPUBLIC OF SOUTH AFRICA



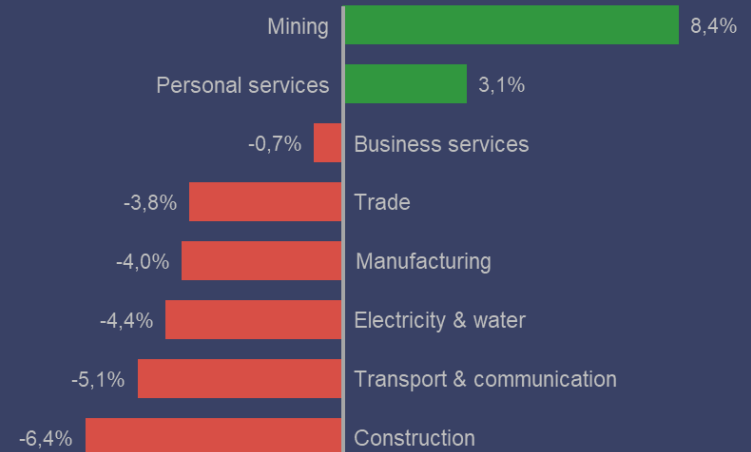
Infographic of the month

The South African formal business sector generated **R2,72 trillion** in turnover in Q1: 2021, a decline of 2,4% compared with Q4: 2020



Source: Quarterly financial statistics (QFS), March 2021 (Figure 4)

Mining and personal services recorded a rise in turnover in Q1: 2021 compared with Q4: 2020
Percentage change in turnover by industry (formal business sector)



Source: Quarterly financial statistics (QFS), March 2021 (Table C)

Provincial snapshot

Building plans: Western Cape leads

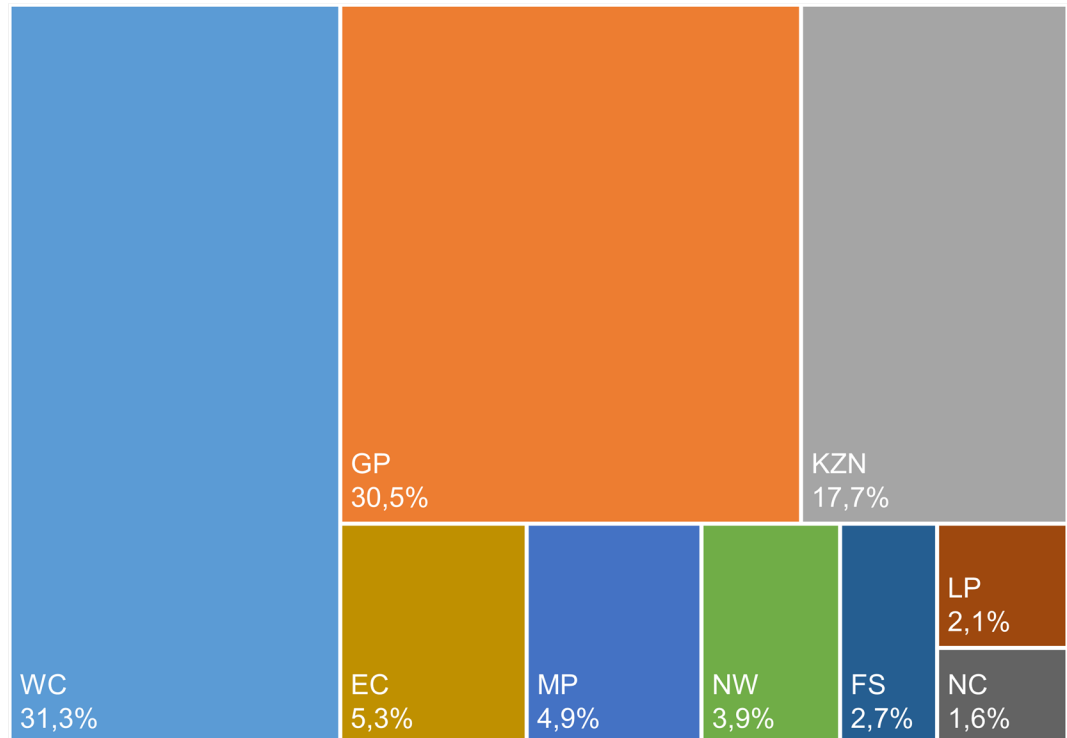
Western Cape tops the list as the province that recorded the highest value of building plans passed in 2020.

The province contributed 31,3% (R23,4 billion) to the national total of R74,8 billion, as shown in the chart. Gauteng was in second place, contributing 30,5%.

Stats SA's latest annual release of its *Selected building statistics of the private sector* report provides a detailed breakdown of building plans passed and buildings completed, as reported by metropolitan municipalities and large local municipalities.

On a municipal level, Cape Town leads, contributing 21% (R15,9 billion) to the national total.

A municipal version of this chart is available [here](#). Download the report and Excel files [here](#).



Contact us

Head Office
ISibalo House, Koch Street
Salvokop, Pretoria
0002

Private Bag X44
Pretoria 0001
South Africa

Main switchboard
Tel: +27 12 310 8911
User Information Services
Tel: +27 12 310 8600

Click [here](#) for contact details for provincial offices and subject experts.



E-mail: info@statssa.gov.za
Website: www.statssa.gov.za

 Stats SA

 @StatsSA

 Statistics South Africa

 <https://soundcloud.com/statssa>

 <http://www.slideshare.net/StatsSA>

Read more editions of *Stats Biz* [here](#).