

CONTENTS

HEADLINES
ECONOMIC INDICATORS
FEATURE ARTICLE

INFOGRAPHIC OF THE MONTH
PROVINCIAL SNAPSHOT
CONTACT US

Your monthly update on South Africa's economic indicators

Headlines

Sobering tourism figures
for 2020
Page 1

Infographics

Dashboard: Turnover in
the formal business sector
Page 4

Provincial snapshot

Where do your pineapples
come from?
Page 5

Education inflation the lowest in 30 years Page 3



Image: pixabay.com




stats sa

Department:
Statistics South Africa
REPUBLIC OF SOUTH AFRICA



Economic headlines

Mining PGM sales surged in 2020



Surpassing the combined value of gold and iron ore sales (click [here](#) to read more).

The seasonality of municipal cash flow



Electricity demand has a noticeable impact on income generation (click [here](#) to read more).

Retail trade sales increased in February



This is the first year-on-year rise since March 2020. Raquel Floris provides an [audio snapshot](#) of the results. 🎧

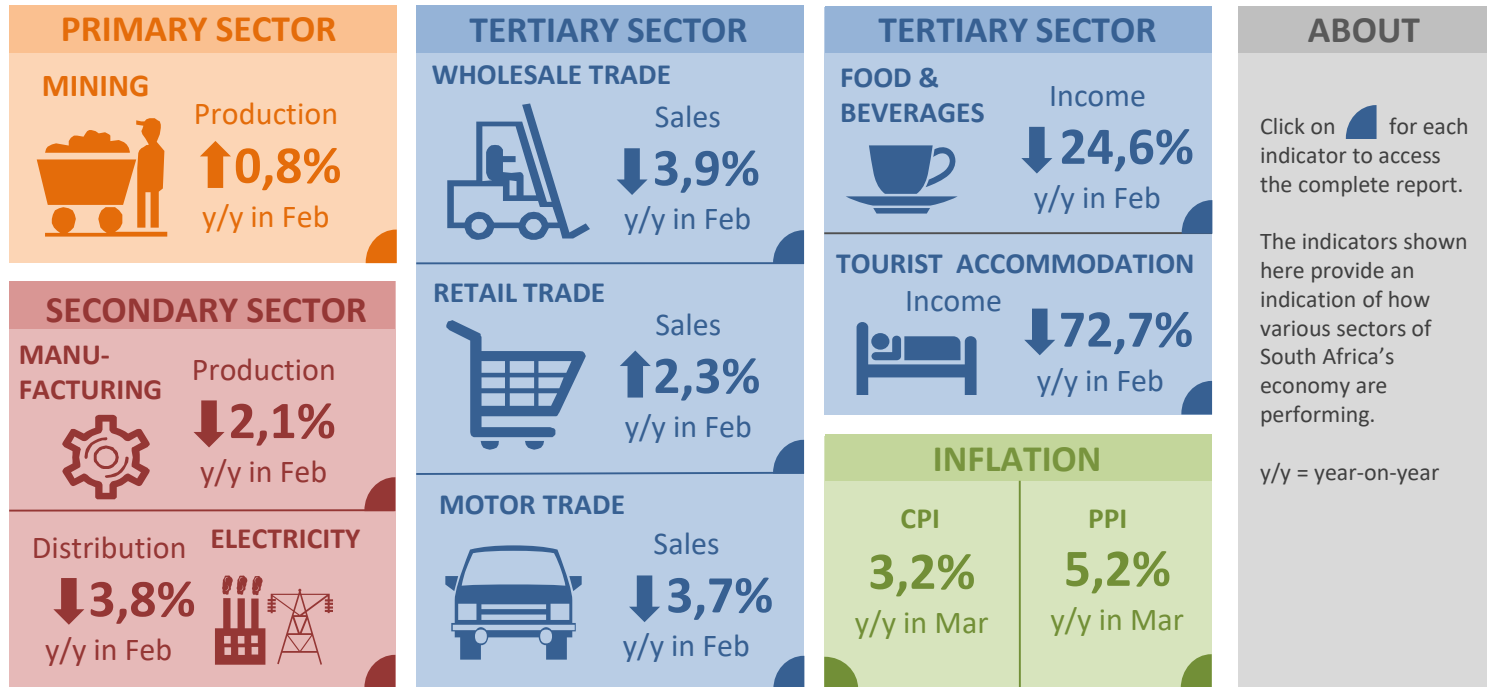
Sobering tourism figures for 2020



The pandemic's impact on international travel to South Africa (click [here](#) to read more).

Click [here](#) to browse more headlines.

Monthly economic indicators



Keep up to date with our release schedule [here](#).

Feature article

Education inflation the lowest in 30 years

Education inflation recorded its lowest annual rate in three decades, according to the latest consumer inflation data.

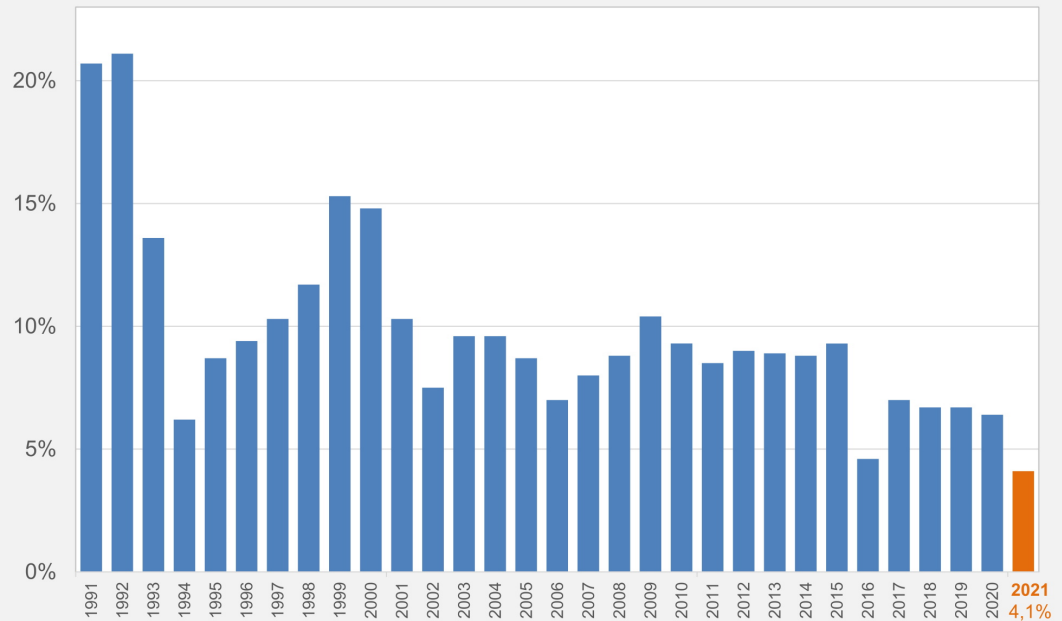
Stats SA surveys educational institutions and crèches once a year in March. Education fees increased by 4,1% in 2021. Last year's rise was 6,4%. Historical data shows that this is the lowest increase since at least 1991.

Schools were a contributing factor to the slower rise in education fees in 2021. Concerned about what impact higher costs would have on families during the COVID-19 pandemic, many schools implemented marginal increases to the fees that they charge.

Primary and secondary school fees increased by 2,5% and 4,3% respectively in 2021 (compared with 7,3% and 7,6% recorded in 2020).

Click [here](#) to read more.

Year-on-year change in education fees (measured once a year in March)



Source: Stats SA, Consumer Price Index (CPI)

Historical data on education inflation from Stats SA are only available from 1990



stats sa

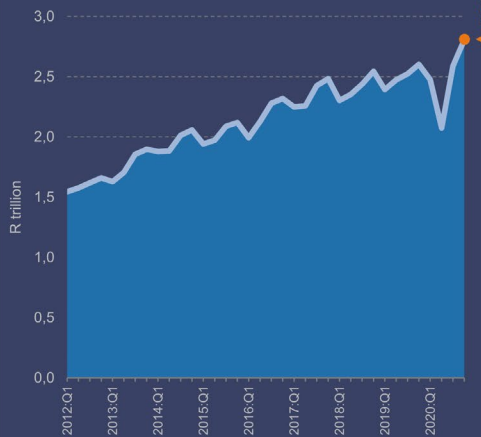
Department:
Statistics South Africa
REPUBLIC OF SOUTH AFRICA



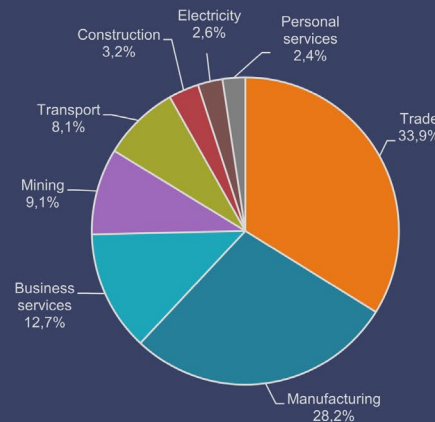
Infographic of the month

Turnover in the formal business sector. Selected results from the Quarterly financial statistics (QFS) survey

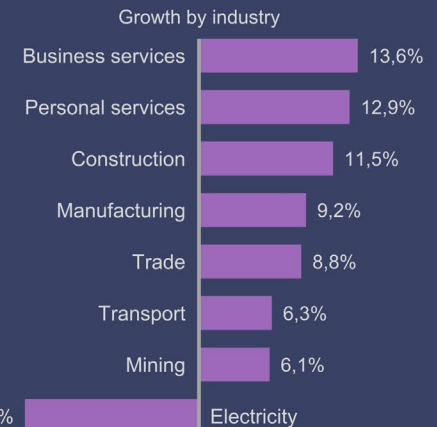
The South African formal business sector generated **R2,81 trillion** in turnover in Q4: 2020, a rise of 8,4% compared with Q3: 2020



Breakdown of turnover generated by the formal business sector in Q4: 2020 by industry. Total: R2,81 trillion



8,4% The rise in total turnover generated in the formal business sector in Q4: 2020 compared with Q3: 2020



Excludes agriculture, financial intermediation, insurance, government institutions and educational institutions

Click [here](#) to read more

Provincial snapshot

Where do your pineapples come from?

Most likely, from Eastern Cape; and most likely, from Ndlambe local municipality.

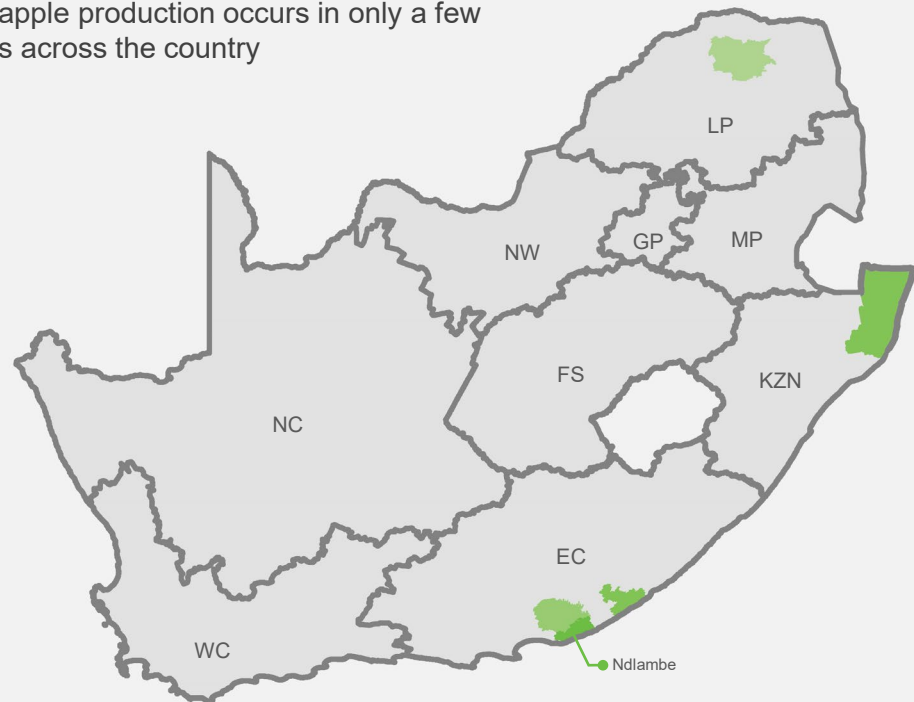
Eastern Cape was the leading producer of pineapples nationwide in 2017, and the second biggest producer of apples, lemons and oranges.

Ndlambe (which includes Port Alfred) was the top producer of pineapples, responsible for over 60% of the country's total crop!

Other areas where pineapple farming occurs include Buffalo City (Eastern Cape), Makana (Eastern Cape), uMkhanyakude (KwaZulu-Natal) and Makhado (Limpopo).

Interested to learn about our country's agricultural products? Bury yourself in [these fact sheets](#). The national report for the Census of Commercial Agriculture is available [here](#). The Eastern Cape report is available [here](#).

Pineapple production occurs in only a few areas across the country



Contact us

Head Office
ISibalo House, Koch Street
Salvokop, Pretoria
0002

Private Bag X44
Pretoria 0001
South Africa

Main switchboard
Tel: +27 12 310 8911
User Information Services
Tel: +27 12 310 8600

Click [here](#) for contact details for provincial offices and subject experts.



E-mail: info@statssa.gov.za
Website: www.statssa.gov.za

 Stats SA

 @StatsSA

 Statistics South Africa

 <https://soundcloud.com/statssa>

 <http://www.slideshare.net/StatsSA>

Read more editions of *Stats Biz* [here](#).