

CONTENTS

HEADLINES
ECONOMIC INDICATORS
FEATURE ARTICLE

INFOGRAPHIC OF THE MONTH
PROVINCIAL SNAPSHOT
CONTACT US

Your monthly update on South Africa's economic indicators

Headlines

Love it or hate it – the
rand turns 60
Page 1

Infographics

Electricity generation in
January 2020
Page 4

Provincial snapshot

Gauteng leads in
economic growth
Page 5

GDP slumped by 7,0% in 2020 Page 3



Photo: Kateryna Babaleva, pexels.com



stats sa

Department:
Statistics South Africa
REPUBLIC OF SOUTH AFRICA



Economic headlines

Love it or hate it – the rand turns 60



This is how much a loaf of bread and other food items cost in 1961 (click [here](#) to read more).

Inflation remains low in January



Annual consumer inflation inched up to 3,2% in January from 3,1% in December (click [here](#) to read more).

Unemployment rate rises to record high



The rate in the fourth quarter of 2020 was 32,5%, up from 30,8% in the third quarter (click [here](#) to read more).

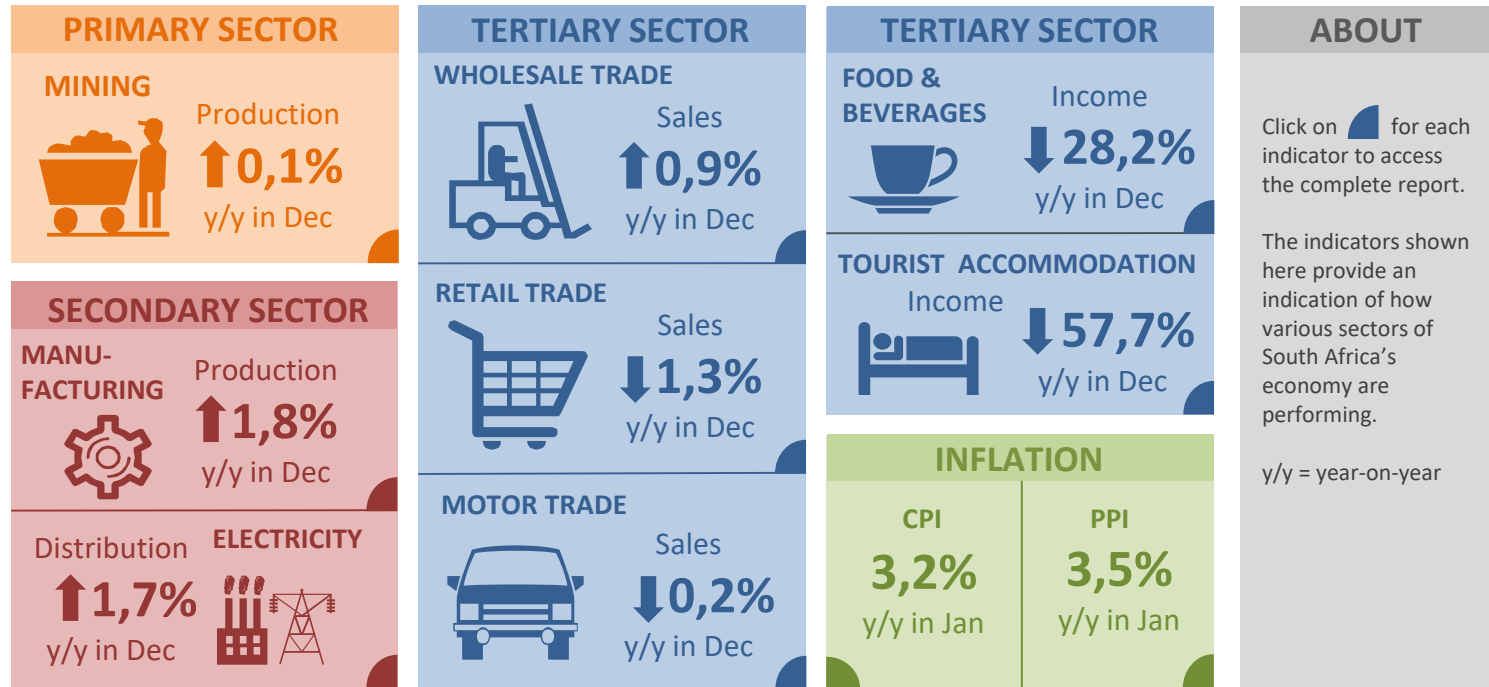
Exploring the wellbeing of our children



A higher percentage of children under 18 years of age live with their mothers than with their fathers (click [here](#) to read more).

Click [here](#) to browse more headlines.

Monthly economic indicators



Keep up to date with our release schedule [here](#).

Feature article

GDP slumped by 7,0% in 2020

Stats SA's latest gross domestic product (GDP) release provides a sobering overview of 2020.

Economic activity for the entire year decreased by 7,0% in 2020 compared with 2019. This is the biggest annual fall in economic activity the country has seen since at least 1946, according to the chart.

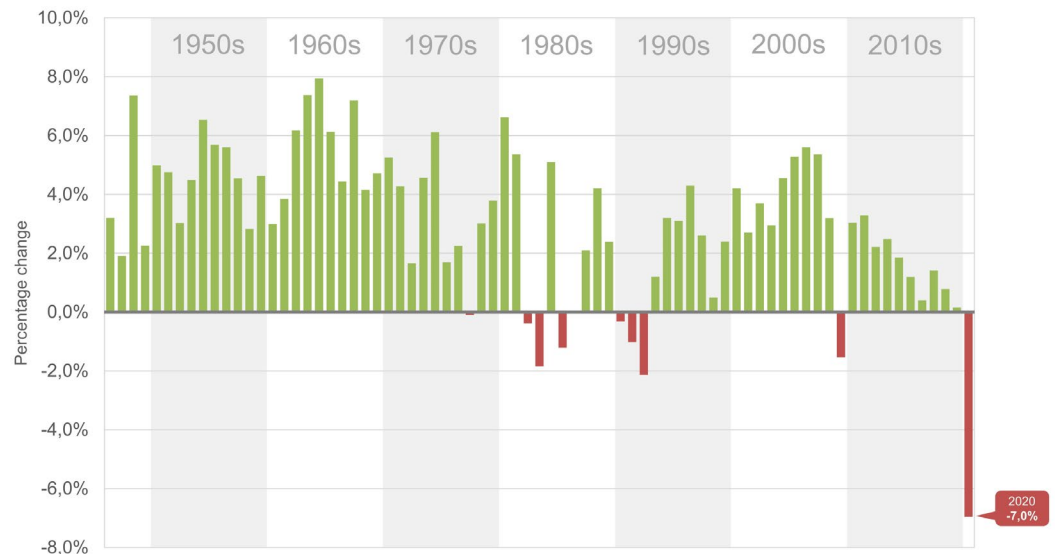
Data from the South African Reserve Bank, going back even further, shows that this is the biggest contraction since 1920, when GDP declined by 12% (see [here](#)).

The second biggest fall in GDP in the last 30 years was recorded in 1992 when the economy contracted by 2,1%. At that time, the country was struggling through a two-year-long recession, mainly the result of a global economic downturn. During the 2008/09 global financial crisis, the economy shrank by 1,5% in 2009.

Click [here](#) to read more.

The South African economy contracted by 7,0% in 2020

Annual growth, constant 2010 prices



Sources: South African Reserve Bank

Stats SA, Gross domestic product (GDP), 4th quarter 2020



stats sa

Department:
Statistics South Africa
REPUBLIC OF SOUTH AFRICA







Infographic of the month

Electricity generation in South Africa
decreased by

3,2%

year-on-year in
January 2021



-  Distributed in SA (down 2,4%)
-  Inflow into SA (down 12,0%)
-  Outflow from SA (down 20,9%)
-  Used in power stations (down 3,5%)

Source: Electricity generated and available for distribution, January 2021 (Table 7) Photo: Rodolfo, pexels.com



stats sa

Department:
Statistics South Africa
REPUBLIC OF SOUTH AFRICA



Provincial snapshot

Gauteng leads in economic growth

The gross domestic product (GDP) release for the fourth quarter of 2020 provides an overview of how our provincial economies performed in 2019.

Northern Cape, North West, Mpumalanga, Free State and Limpopo saw their economies shrink in 2019. The economy of Gauteng, on the other hand, grew the most and expanded by 0,6%. This was higher than the national growth rate of 0,2% recorded that year.

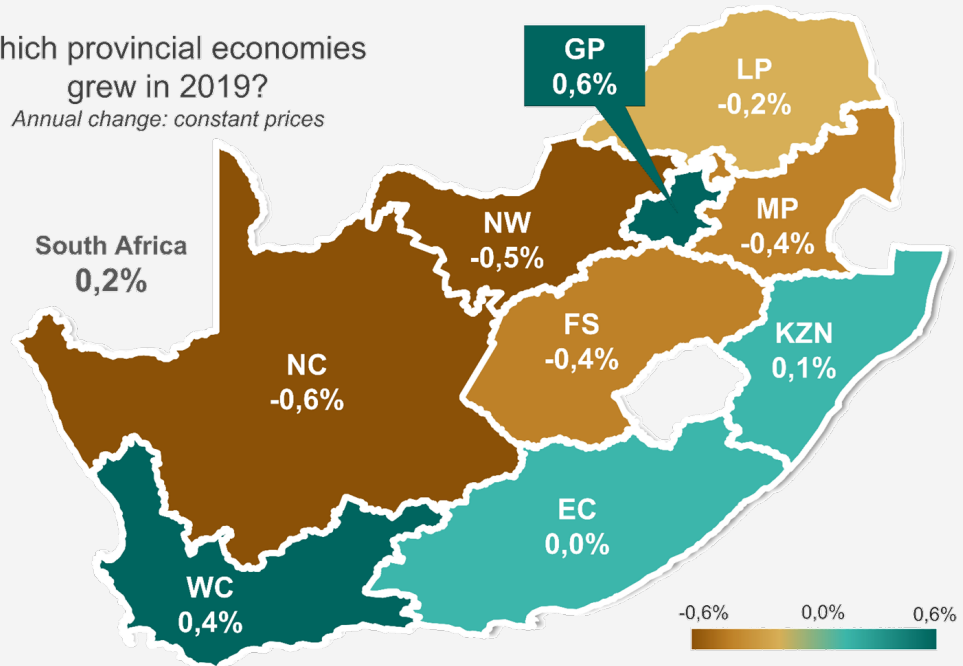
Gauteng is the biggest economy, contributing just over a third to national GDP. National industrial activity for eight of the ten industries is concentrated in Gauteng.

North West, Limpopo, Mpumalanga and Northern Cape depend a lot on mining, while finance is the dominant industry in both Gauteng and Western Cape.

Click [here](#) to download the GDP media presentation for the fourth quarter of 2020.

Which provincial economies grew in 2019?

Annual change: constant prices



Contact us

Head Office
ISibalo House, Koch Street
Salvokop, Pretoria
0002

Private Bag X44
Pretoria 0001
South Africa

Main switchboard
Tel: +27 12 310 8911
User Information Services
Tel: +27 12 310 8600

Click [here](#) for contact details for provincial offices and subject experts.



E-mail: info@statssa.gov.za
Website: www.statssa.gov.za

 Stats SA

 @StatsSA

 Statistics South Africa

 <https://soundcloud.com/statssa>

 <http://www.slideshare.net/StatsSA>

Read more editions of *Stats Biz* [here](#).