

CONTENTS

HEADLINES
ECONOMIC INDICATORS
FEATURE ARTICLE

INFOGRAPHIC OF THE MONTH
PROVINCIAL SNAPSHOT
CONTACT US

Your monthly update on South Africa's economic indicators

Headlines

GDP rallies in Q3: 2020
Page 1

Infographics

Business turnover
rises in Q3: 2020
Page 4

Provincial snapshot

Eastern Cape has the highest
unemployment rate
Page 5

Inflation for 2020 was the lowest in 16 years Page 3



stats sa

Department:
Statistics South Africa
REPUBLIC OF SOUTH AFRICA



Economic headlines

GDP rallies in Q3: 2020



Despite the rebound, the economy is still 5,8% smaller than it was at the end of 2019 (click [here](#) to read more).

Small business turnover in South Africa



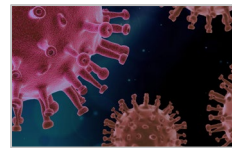
Smaller companies have made inroads in the formal businesses sector (click [here](#) to read more).

Employment slightly up in Q3: 2020



The most notable gains were recorded in trade, community services and construction (click [here](#) to read more).

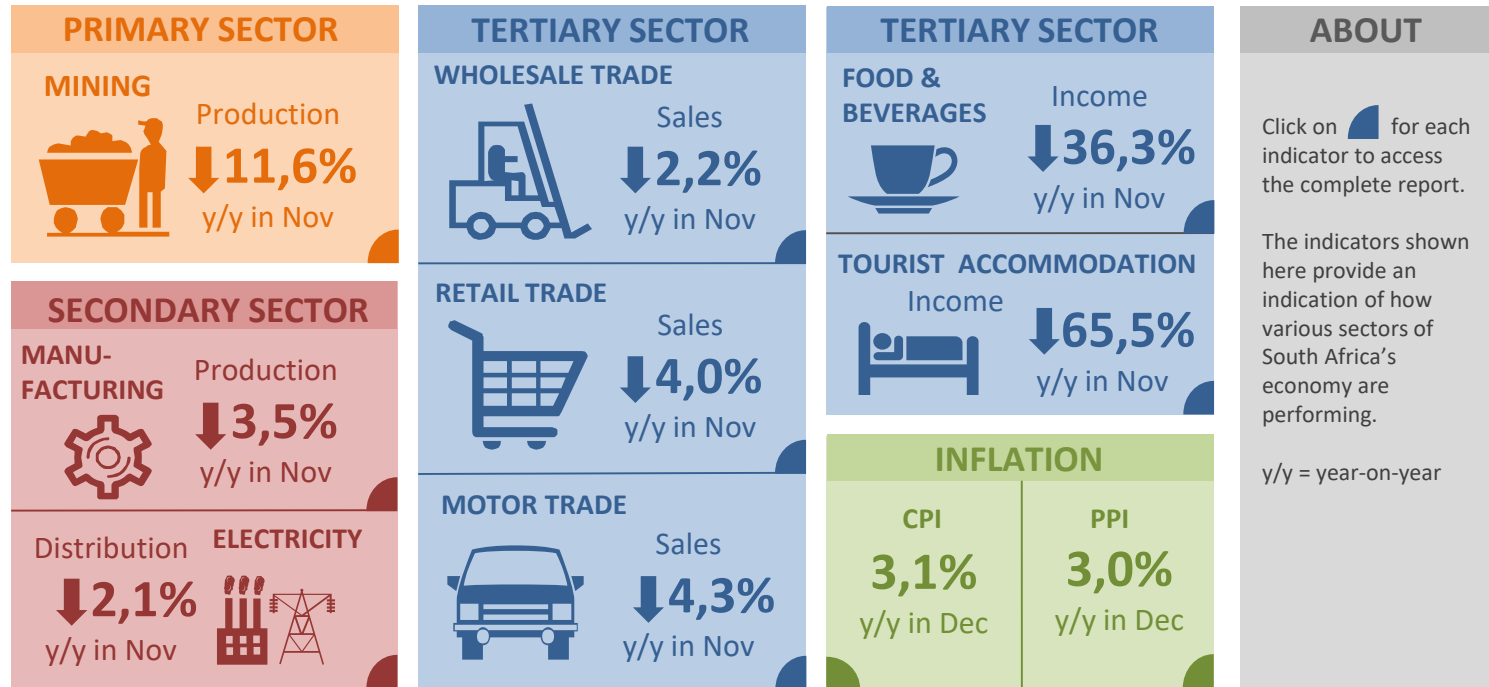
Mapping vulnerability to COVID-19



This online mapping tool shows which communities might be adversely affected by COVID-19 (click [here](#) to read more).

Click [here](#) to browse more headlines.

Monthly economic indicators



Keep up to date with our release schedule [here](#).

Feature article

Inflation for 2020 was the lowest in 16 years

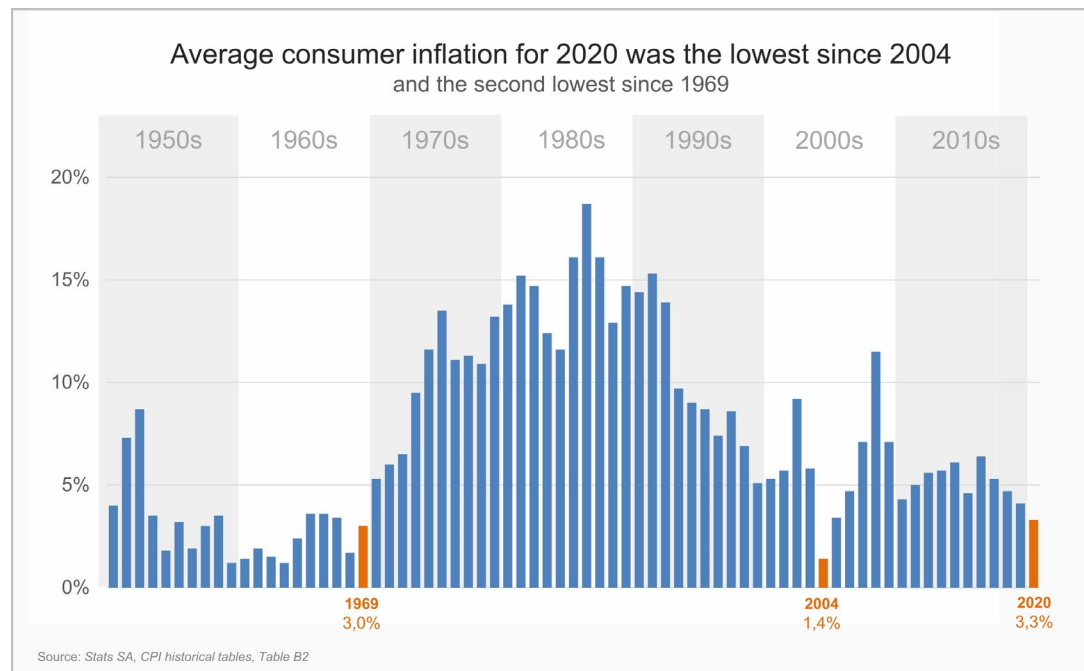
And the second lowest in 51 years.

The average annual inflation rate for 2020 was 3,3%. This is the lowest annual average rate since 2004 (1,4%) and the second lowest since 1969 (3,0%).

Annual inflation ended 2020 at 3,1% in December, slightly lower than November's reading of 3,2%. The monthly increase in the CPI was 0,2%, up from 0% in November.

The food and non-alcoholic beverages category was the main driver of inflation in December, with a monthly increase of 0,5% and an annual rise of 6,0%. This was up from November's annual reading of 5,8%.

Click [here](#) to read more.



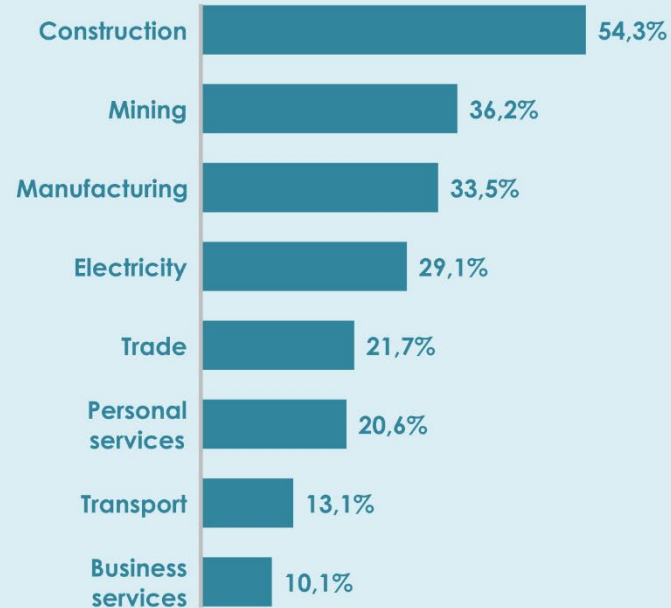
Infographic of the month

24,6%

The rise in turnover generated by the formal business sector. From R2,07 trillion in Q2:2020 to R2,58 trillion in Q3:2020

Source: Quarterly financial statistics (QFS), September 2020

By industry



Provincial snapshot

Eastern Cape has the highest unemployment rate

The official unemployment rate for South Africa climbed to 30,8% in the third quarter of 2020 from 23,3% in the second quarter.

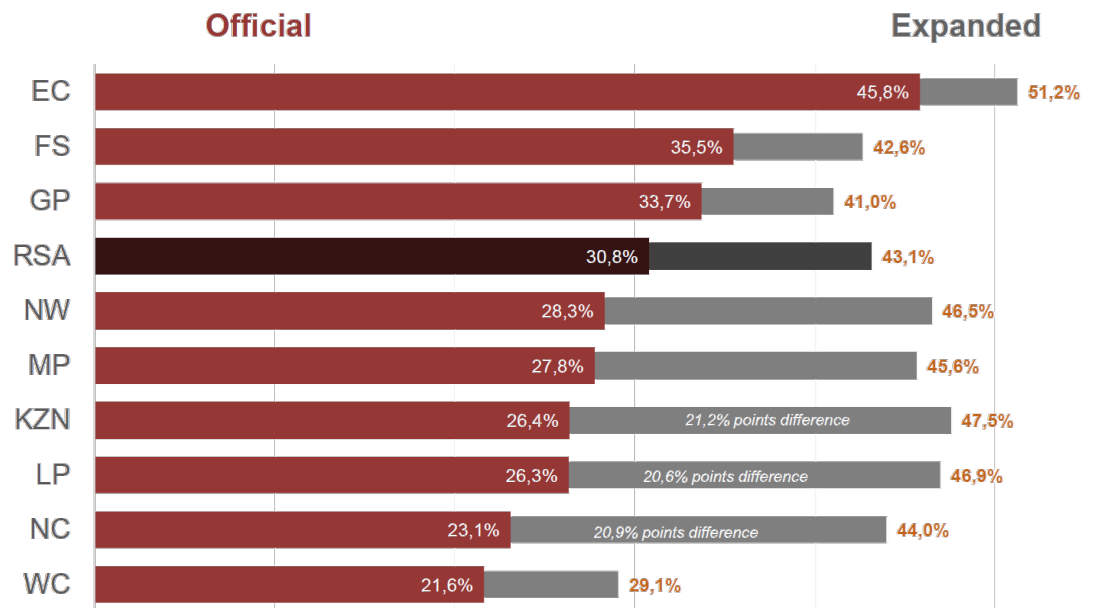
Eastern Cape had the highest unemployment rate in the third quarter (at 45,8%), followed by Free State, Gauteng and North West.

Western Cape had the lowest rate, at 21,6%.

The unemployment rate increased in eight of the nine provinces in the third quarter compared with the second quarter. The largest increases were recorded in Mpumalanga (from 13,3% to 27,8%) and Free State (from 25,3% to 35,5%).

The unemployment rate decreased in Northern Cape, falling from 25,1% to 23,1%.

Click [here](#) to read more on the latest Quarterly Labour Force Survey.



Contact us

Head Office
ISibalo House, Koch Street
Salvokop, Pretoria
0002

Private Bag X44
Pretoria 0001
South Africa

Main switchboard
Tel: +27 12 310 8911
User Information Services
Tel: +27 12 310 8600

Click [here](#) for contact details for provincial offices and subject experts.



E-mail: info@statssa.gov.za
Website: www.statssa.gov.za

 Stats SA

 @StatsSA

 Statistics South Africa

 <https://soundcloud.com/statssa>

 <http://www.slideshare.net/StatsSA>

Read more editions of *Stats Biz* [here](#).