

CONTENTS

HEADLINES
ECONOMIC INDICATORS
FEATURE ARTICLE

INFOGRAPHIC OF THE MONTH
PROVINCIAL SNAPSHOT
CONTACT US

Your monthly update on South Africa's economic indicators

Headlines

The formal business sector
loses 648 000 jobs
Page 1

Infographics

The biggest public-sector
spenders on infrastructure
Page 4

Provincial snapshot

Thank you Free State for our
maize and cattle
Page 5

Universities depend more on government for funding Page 3



Image: unsplash.com
Sharon McCutcheon



stats sa

Department:
Statistics South Africa
REPUBLIC OF SOUTH AFRICA



Economic headlines

Inflation eases to a three-month low



Annual CPI inflation softened in September, edging lower to 3,0% (click [here](#) to read more).

Public-sector infrastructure spending falls in 2019



Representing the third consecutive year of decline (click [here](#) to read more).


The formal business sector loses 648 000 jobs



Losses were reported across all industries in Q2: 2020 compared with Q1: 2020 (click [here](#) to read more).

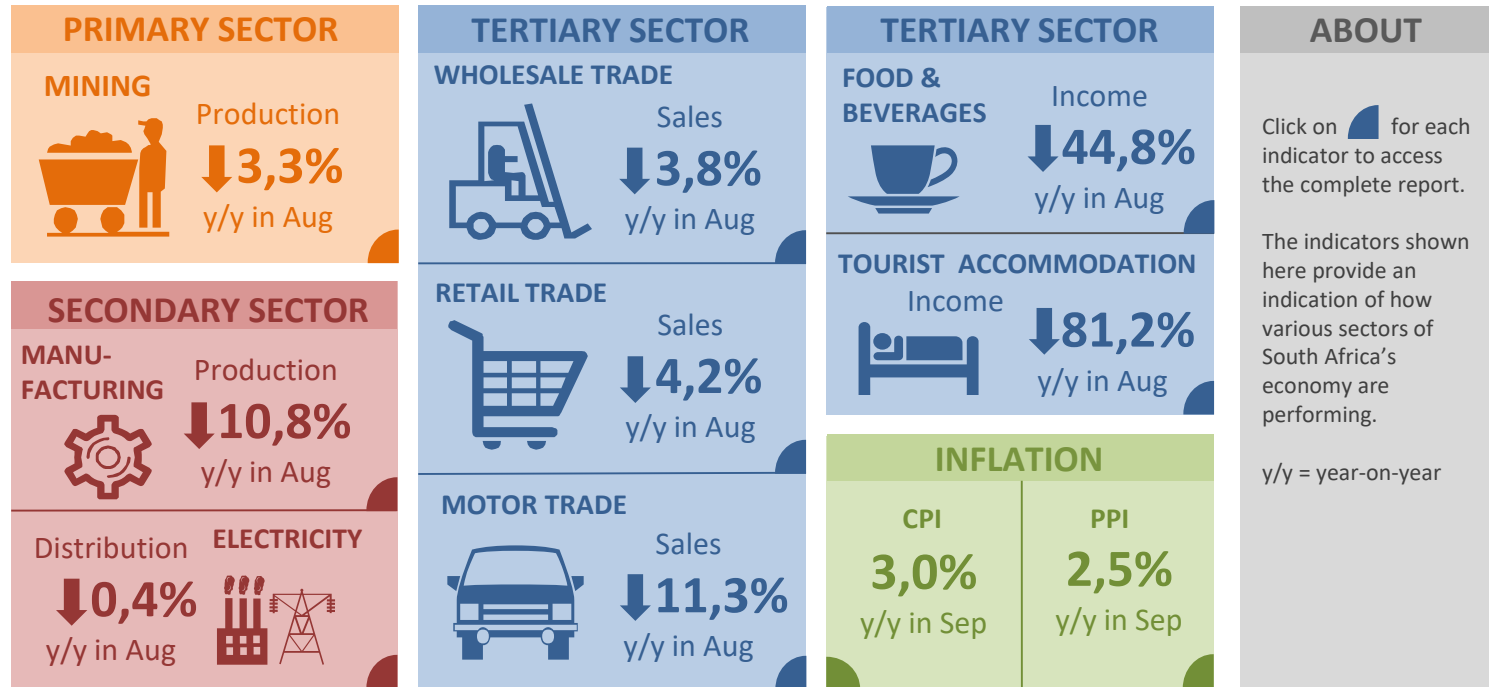
Retail up 4,0% month-on-month in August



Despite consistent growth since May, retail trade sales remain subdued compared with the same period last year (listen [here](#) for more). 

Click [here](#) to browse more headlines.

Monthly economic indicators



Keep up to date with our release schedule [here](#).

Feature article

Universities depend more on government for funding

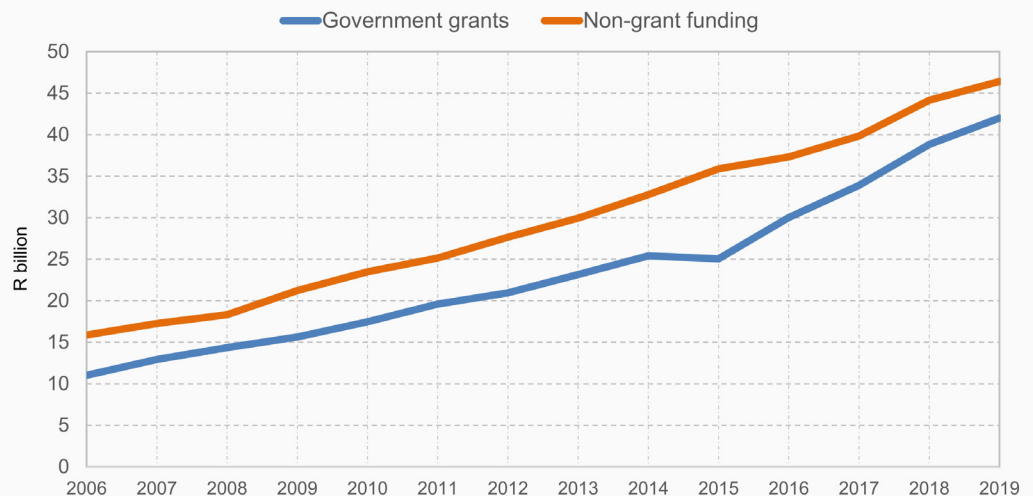
It has been five years since the *#FeesMustFall* campaign. Government funding of tertiary education has accelerated since 2015.

From 2008 to 2015 the gap between government funding and non-grant funding widened. From 2015, government funding accelerated noticeably. With the slowdown in non-grant funding since 2015, the gap between the two has once again narrowed.

Higher education institutions generate or receive slightly more revenue from student fees, donations and other sources (non-grant funding) than they do from government grants. In 2019, total revenue amounted to just over R88 billion, with R42 billion from government grants and R46 billion from non-grant funding.

Read more [here](#).

Higher education funding over time Sources of revenue: Government grants vs non-grant funding



Source: Financial statistics of higher education institutions, 2019
Non-grant funding includes tuition fees, donations, interest and dividends, and other receipts

Infographic of the month

These are the biggest public-sector spenders on infrastructure

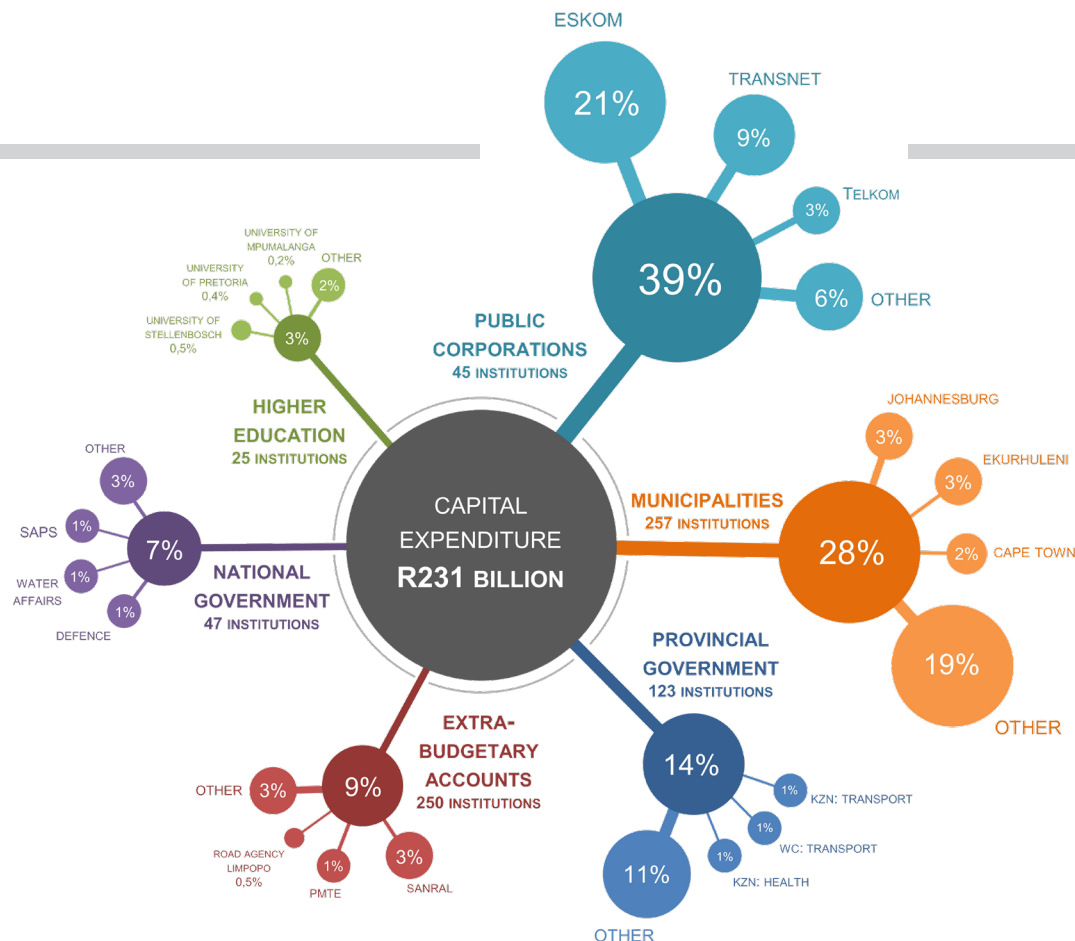
Eskom was the biggest public-sector spender on fixed assets in 2019. The utility was responsible for 21% (or R48,3 billion) of total public-sector capital expenditure.

In total, the 747 institutions that form part of the public-sector family spent R231 billion on fixed assets in 2019, which includes investments in buildings, vehicles, machinery, land and equipment.

Transnet was the second biggest spender (R20,3 billion), followed by the City of Johannesburg (R7,6 billion).

Together, Eskom and Transnet spent more on infrastructure than all of the country's municipalities combined.

Download the 2019 *Capital expenditure by the public sector* report [here](#).



Provincial snapshot

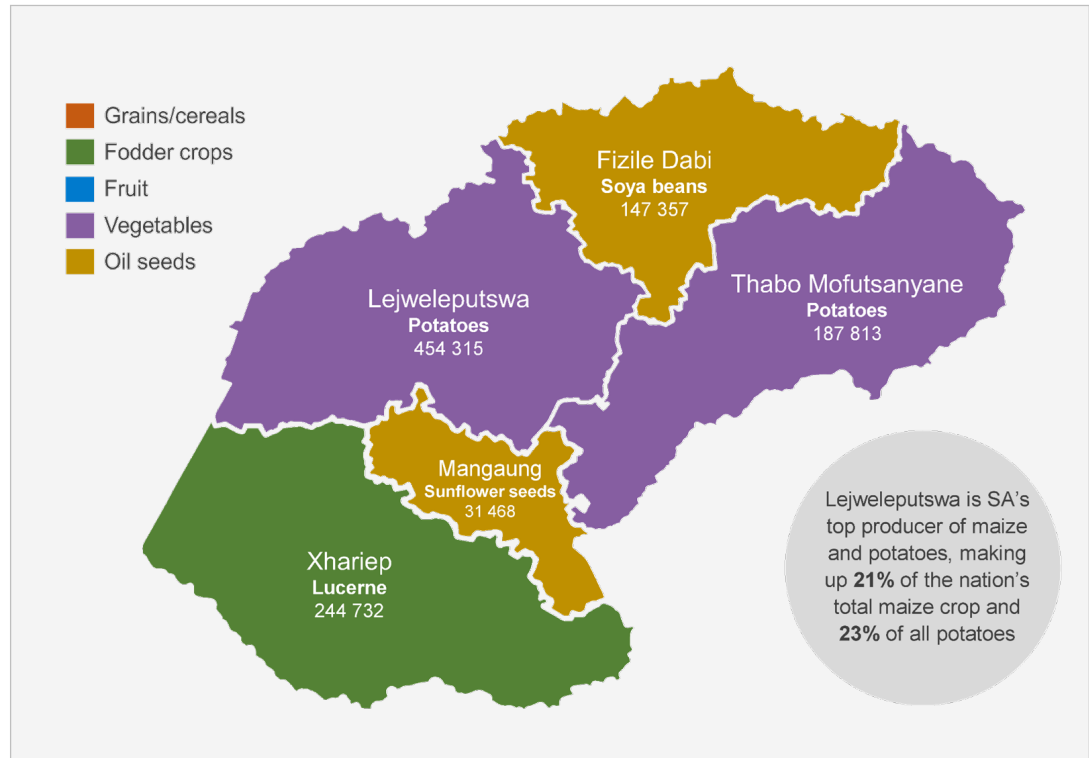
Thank you Free State for our maize and cattle

Free State was the top producer of maize and potatoes nationwide in 2017, according to data from the Census of Commercial Agriculture released earlier this year.

The province was also the top provincial producer of potatoes, sweet potatoes, grass, sunflower seeds, dry beans and cattle.

Both maize and potato production is centred in Lejweleputswa. This district was the top producer of maize and potatoes nationwide, responsible for 21% of the country's maize crop and 23% of all potatoes.

Interested to learn about our country's agricultural products? Bury yourself in [these fact sheets](#). The national report for the Census of Commercial Agriculture is available [here](#). The Free State report is available [here](#).



Contact us

Head Office
ISibalo House, Koch Street
Salvokop, Pretoria
0002

Private Bag X44
Pretoria 0001
South Africa

Main switchboard
Tel: +27 12 310 8911
User Information Services
Tel: +27 12 310 8600

Click [here](#) for contact details for provincial offices and subject experts.



E-mail: info@statssa.gov.za
Website: www.statssa.gov.za

 Stats SA

 @StatsSA

 Statistics South Africa

 <https://soundcloud.com/statssa>

 <http://www.slideshare.net/StatsSA>

Read more editions of *Stats Biz* [here](#).