

CONTENTS

HEADLINES
ECONOMIC INDICATORS
FEATURE ARTICLE

INFOGRAPHIC OF THE MONTH
PROVINCIAL SNAPSHOT
CONTACT US

Your monthly update on South Africa's economic indicators

Headlines

The economy sheds
2,2 million jobs
Page 1

Infographics

The impact of COVID-19 on
tourist accommodation
Page 4

Provincial snapshot

This is where our potatoes
are grown
Page 5

Further data shows lagging infrastructure investment Page 3



Image: James Sullivan, unsplash.com



stats sa

Department:
Statistics South Africa
REPUBLIC OF SOUTH AFRICA



Economic headlines

Consumer inflation slightly softer in August



Annual CPI inflation pulled back slightly in the month, easing to 3,1% from 3,2% in July (click [here](#) to read more).

Retail trade drops for a fourth month in a row



[This video](#) provides a quick rundown of how various stores fared in July.

The economy sheds 2,2 million jobs



The COVID-19 lockdown saw the biggest quarterly fall in employment since 2008 (click [here](#) to read more).

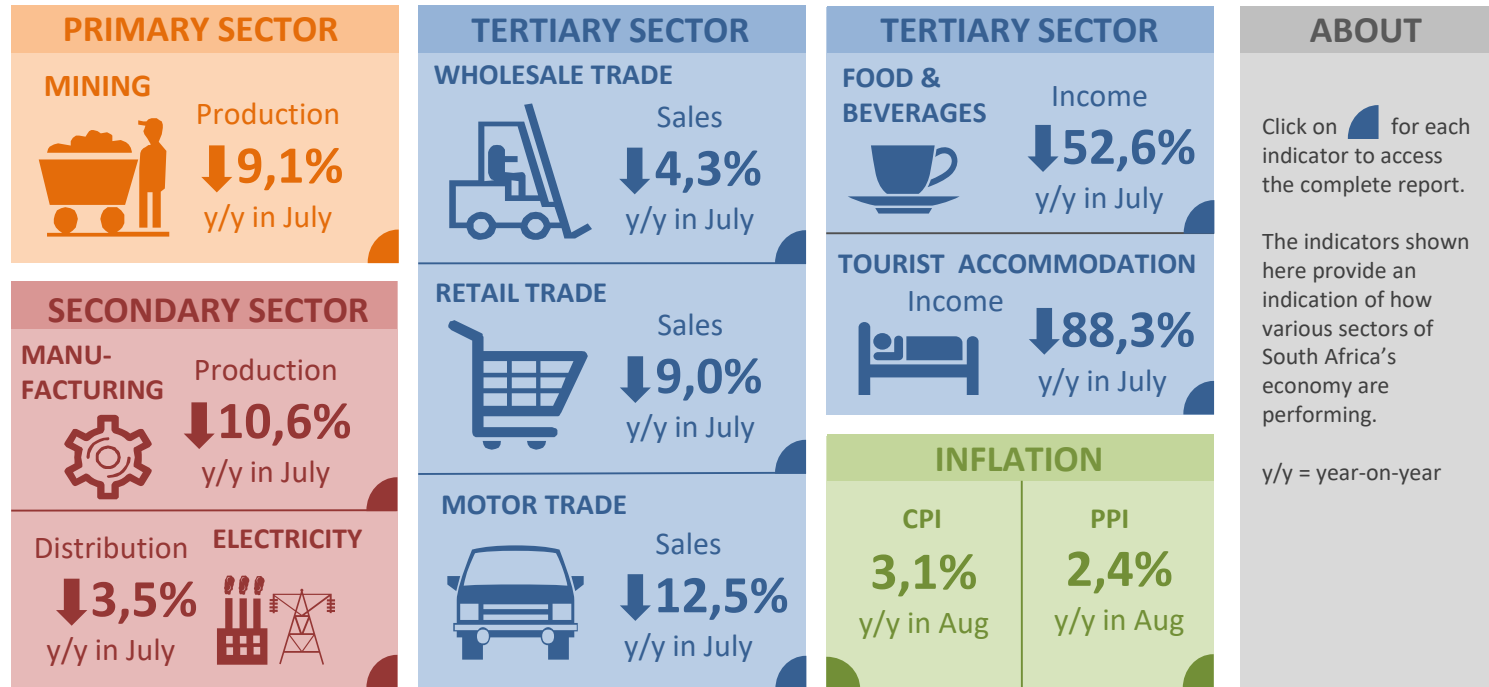
Mining output down in July



This represents the fifth consecutive month of lower production, year-on-year (listen [here](#) for more). 🎧

Click [here](#) to browse more headlines.

Monthly economic indicators



Keep up to date with our release schedule [here](#).

Feature article

Further data shows lagging infrastructure investment

The concern over declining infrastructure investment was further confirmed by Stats SA's most recent release of its *Financial statistics of provincial government* report.

South Africa's provincial government departments recorded a fall in infrastructure spending (capital expenditure) of R1,88 billion in 2018/19.


North West, KwaZulu-Natal, Limpopo and Gauteng recorded the biggest decreases.

Delays and interruptions mainly affected the construction of schools, as well as the rehabilitation and maintenance of road infrastructure.

Read more [here](#).

Seven of the nine provinces recorded a fall in capital expenditure

Total provincial government capex fell by 1 880 million (down 5,4%) in 2018/19 compared with 2017/18



Source: Financial statistics of provincial government, 2018/19

Infographic of the month

The impact of COVID-19 on tourist accommodation

South Africa's hotels recorded an occupancy rate of 6,3% in July, according to the latest tourist accommodation figures. This is higher than the rates recorded in June (4,1%) and May (1,3%), but far lower than the 53,9% recorded in February.

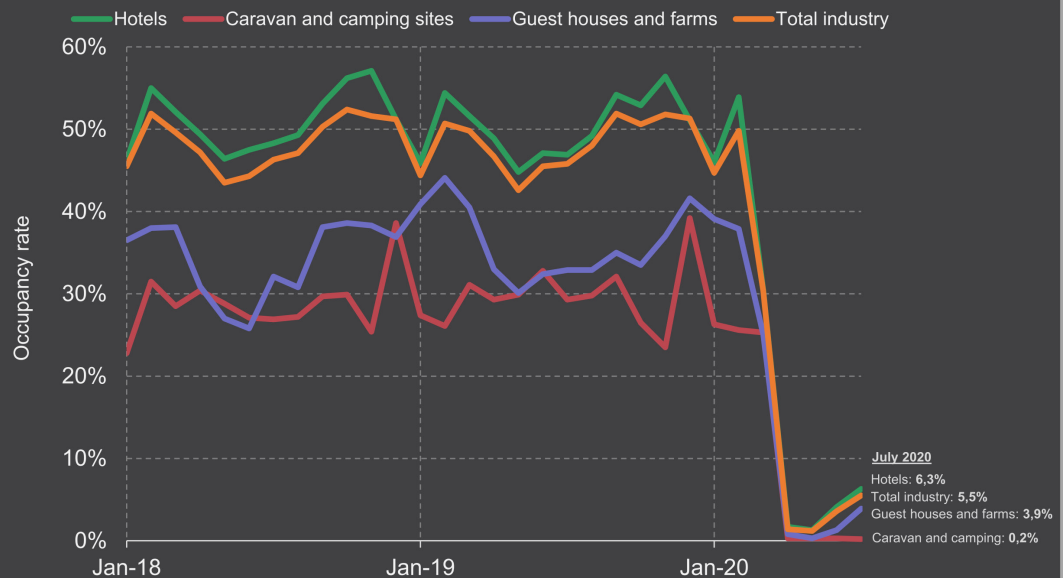
This starkly shows the grave impact that the COVID-19 pandemic has had on the tourist accommodation industry.

Guest houses and guest farms recorded an occupancy rate of 3,9% in July, higher than 0,3% in May but far lower than 37,9% in February.

There was almost no activity at caravan parks and camping sites. Together, both registered an occupancy rate of 0,2% in July. This is far lower than the 25,6% recorded in February.

Download the release [here](#).

Occupancy rates in the tourist accommodation industry



Monthly data Source: Tourist accommodation, July 2020 (Table 4)

Provincial snapshot

This is where our potatoes are grown

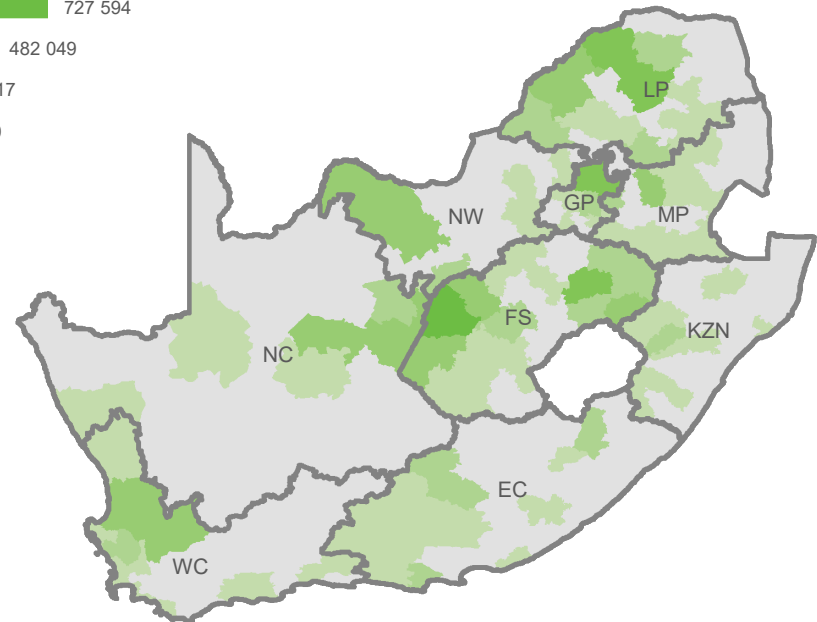
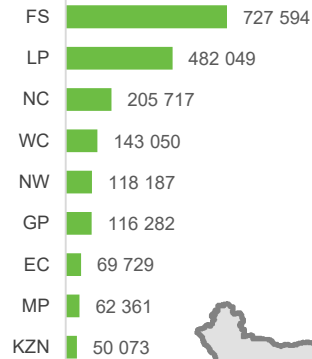
Tokologo local municipality in Free State produced 20% of South Africa's potato crop in 2017, a total of 402 397 metric tons. Free State is the biggest provincial producer of potatoes, responsible for 727 594 metric tons.

This is according to data from the Census of Commercial Agriculture.

The second biggest producing municipality was Polokwane in Limpopo, responsible for 125 816 metric tons, or 6% of national production. Blouberg municipality in Limpopo was the third biggest producer (118 546 metric tons).

Interested to learn about our country's agricultural products? Bury yourself in [these fact sheets](#). The national report and media presentation for the Census of Commercial Agriculture are available [here](#).

Potato production by province in 2017, metric tons
National total = 1,97 million metric tons



Contact us

Head Office
ISibalo House, Koch Street
Salvokop, Pretoria
0002

Private Bag X44
Pretoria 0001
South Africa

Main switchboard
Tel: +27 12 310 8911
User Information Services
Tel: +27 12 310 8600

Click [here](#) for contact details for provincial offices and subject experts.



E-mail: info@statssa.gov.za
Website: www.statssa.gov.za

 Stats SA

 @StatsSA

 Statistics South Africa

 <https://soundcloud.com/statssa>

 <http://www.slideshare.net/StatsSA>

Read more editions of *Stats Biz* [here](#).