

CONTENTS

HEADLINES
ECONOMIC INDICATORS
FEATURE ARTICLE

INFOGRAPHIC OF THE MONTH
PROVINCIAL SNAPSHOT
CONTACT US

Your monthly update on South Africa's economic indicators

Headlines

Inflation dips to 4,1%
in March
Page 1

Infographics

COVID-19: Stats SA speeds
up consumer price monitoring
Page 4

Provincial snapshot

Western Cape leads in
commercial agriculture
Page 5

COVID-19: The impact on South African business Page 3



stats sa

Department:
Statistics South Africa
REPUBLIC OF SOUTH AFRICA



Economic headlines

Inflation dips to 4,1%



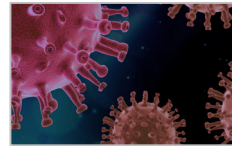
Key features in March include fee data from educational institutions and excise tariffs (click [here](#) to read more).

Formal sector jobs up slightly in Q4: 2019



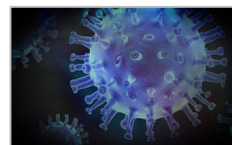
There was a rise of 16 000 jobs, bringing the total number of persons employed in the formal sector to 10,2 million (click [here](#) to read more).

How is COVID-19 affecting you?



We would love to know. Stats SA invites you to participate in our online impact survey (click [here](#) to read more).

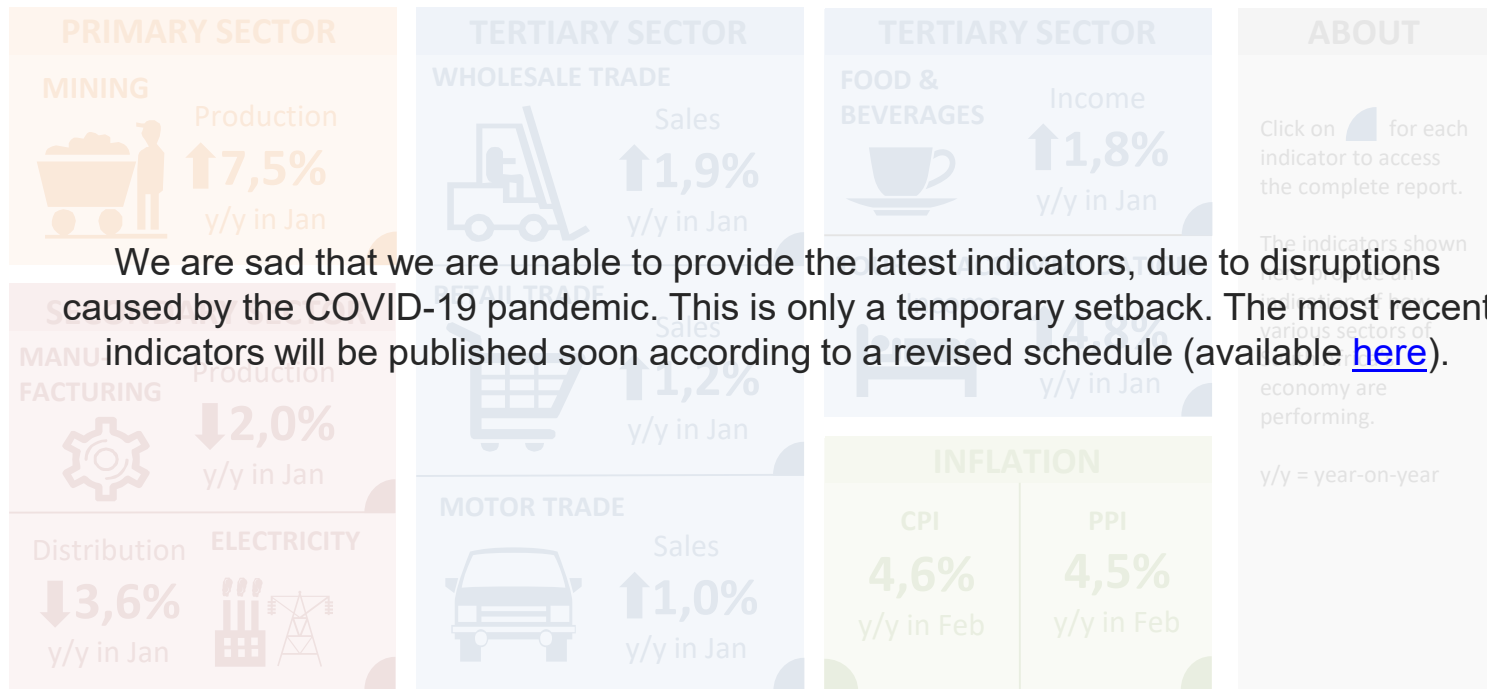
For those of you who have participated...



Results for the first wave of the impact survey are available [here](#).

Click [here](#) to browse more headlines.

Monthly economic indicators



Feature article

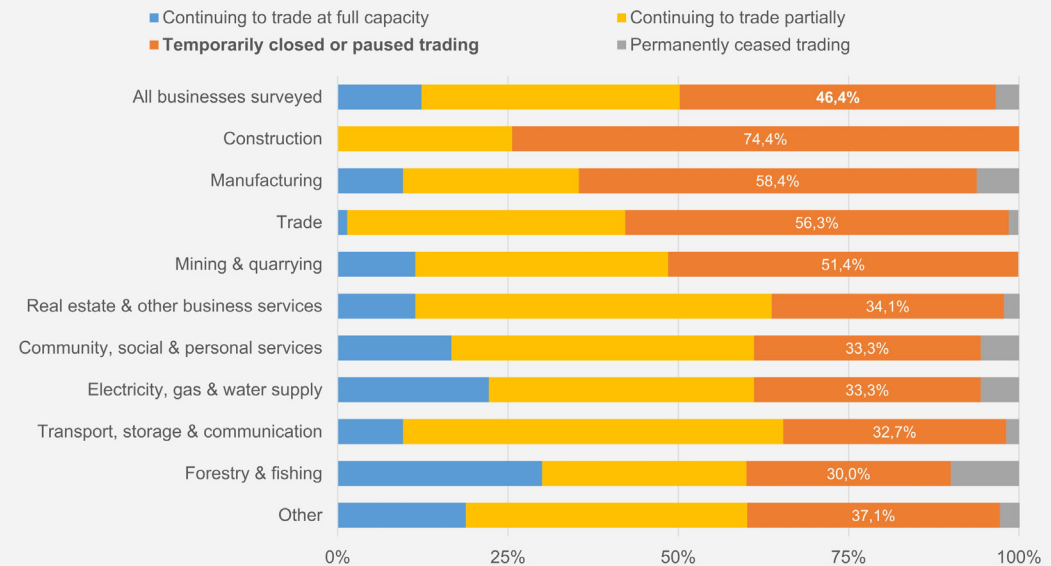
COVID-19: The impact on South African business

A rapid response survey, conducted by Stats SA during the lockdown, asked businesses how the current crisis affected their operations in the two-week period from 30 March to 13 April 2020. A total of 707 businesses in the formal sector responded, and this is what they told us:

- Four in ten businesses feel that they cannot continue to operate.
- Almost half of responding businesses have temporarily closed their doors.
- Half of the respondents expect that their workforce size would stay the same.
- Five in six businesses have experienced a drop in turnover.
- Almost two-thirds of businesses feel that this will be worse than the 2008/09 recession.

Read a summary of the results [here](#). More data are available in the report, available [here](#).

46,4% of businesses have temporarily closed during the COVID-19 pandemic



Source: Business impact survey of COVID-19 pandemic in South Africa, 21 April 2020

Infographic of the month

COVID-19: Stats SA speeds up consumer price monitoring

Since the start of the national lockdown, large price increases have been recorded for milk, eggs and cheese (up 2,6%) and oils and fats (up 2,4%). Prices for vegetable, fruit, and fish products decreased by 4,6%, 3,7% and 1,7%, respectively.

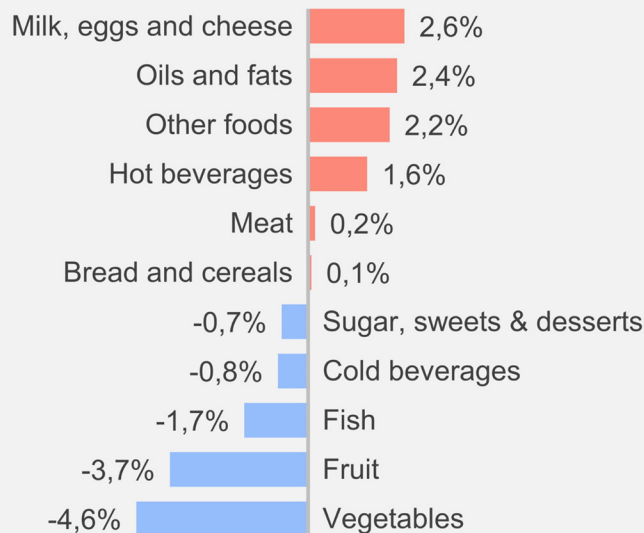
Stats SA is temporarily publishing inflation data on a weekly basis, albeit for a smaller range of goods than usual. Price data for essential items are collected online from retail stores.

This is a temporary project, and will run until the lockdown restrictions on consumer products are lifted.

The latest complete set of figures, for the week ending 23 April 2020, are available [here](#).

Percentage change in prices of essential food and non-alcoholic beverages during the COVID-19 lockdown

Week ending 23 April 2020 compared with the week ending 2 April 2020



Source: Essential Products Consumer Price Index (EP-CPI), 30 April 2020

Provincial snapshot

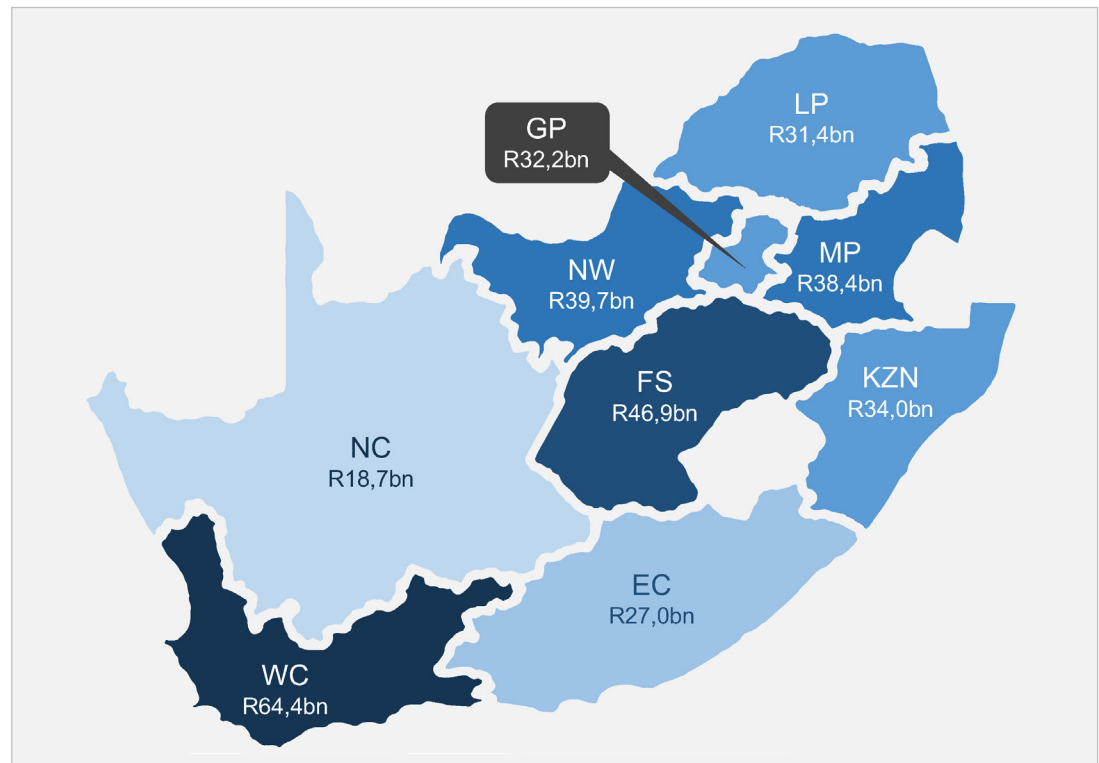
Western Cape leads in commercial agriculture

The 6 937 commercial farms in Western Cape generated R64,4 billion in 2017, according to Stats SA's latest set of reports on the Census of Commercial Agriculture.

This makes Western Cape the biggest income generating province in terms of commercial agriculture, contributing 19% to the national total of R332,8 billion.

Western Cape's main business is grapes. It is also the leading producer of other deciduous fruits, such as apples, peaches, pears and plums. The province is also the number one producer of wheat, barley and onions.

Interested to learn more? Bury yourself in [these fact sheets](#) on commercial agriculture. The national report and media presentation are available [here](#).



Contact us

Head Office
ISibalo House, Koch Street
Salvokop, Pretoria
0002

Private Bag X44
Pretoria 0001
South Africa

Main switchboard
Tel: +27 12 310 8911
User Information Services
Tel: +27 12 310 8600

Click [here](#) for contact details for provincial offices and subject experts.



E-mail: info@statssa.gov.za
Website: www.statssa.gov.za

 Stats SA

 @StatsSA

 Statistics South Africa

 <https://soundcloud.com/statssa>

 <http://www.slideshare.net/StatsSA>

Read more editions of Stats Biz [here](#).