

CONTENTS

HEADLINES
ECONOMIC INDICATORS
FEATURE ARTICLE

INFOGRAPHIC OF THE MONTH
PROVINCIAL SNAPSHOT
CONTACT US

Your monthly update on South Africa's economic indicators

Headlines

How much does business
spend on employees?
Page 1

Infographics

Pasta prices across
the nation
Page 4

Provincial snapshot

Unemployment rises in
four provinces
Page 5

Capital expenditure priorities in higher education Page 3



Economic headlines

How much does business spend on employees?



About 14% of total expenditure. This differs, however, across industries (click [here](#) to read more).

How do municipalities spend their money?



Local government spends about 27% of its budget on employees, according to recent figures (click [here](#) to read more).

Long-term unemployment



Who is most likely to be affected? (click [here](#) to read more).

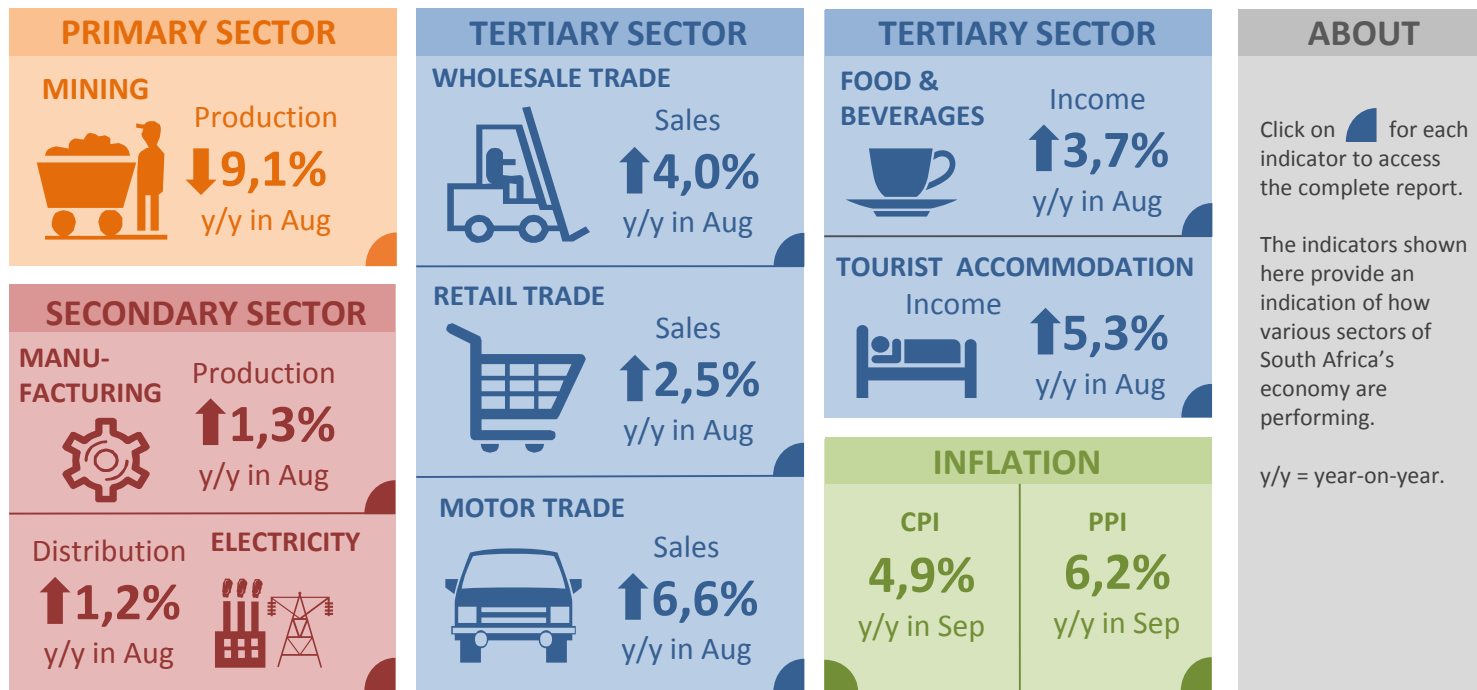
Communities experience a rise in crime



An estimated 830 000 incidences of housebreaking occurred in 2017/18, affecting about 4% of all households (click [here](#) to read more).

Click [here](#) to browse more headlines.

Monthly economic indicators



Feature article

Capital expenditure priorities in higher education

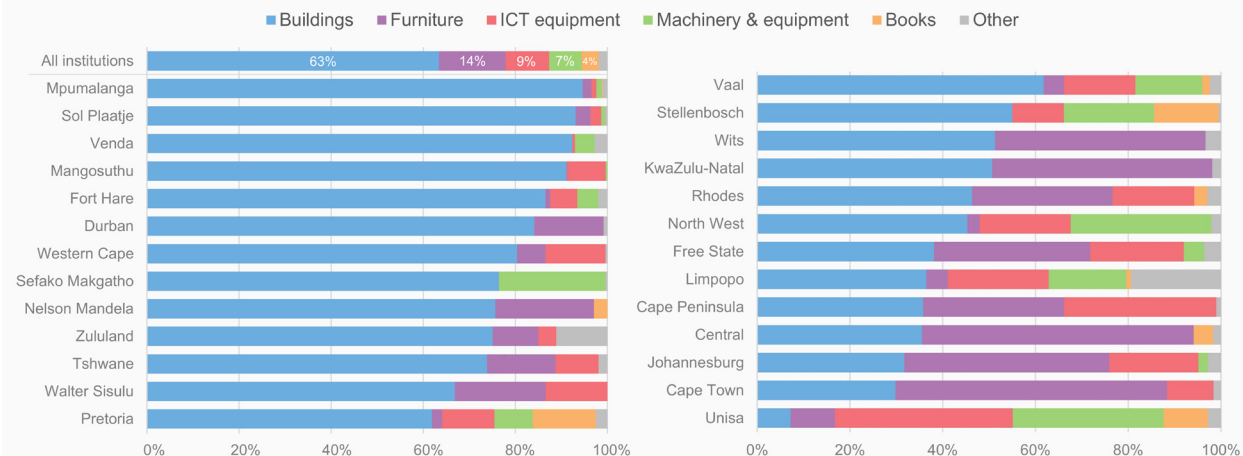
South Africa's 20 universities and 6 universities of technology spent R5,89 billion on capital expenditure in 2017.

Capital expenditure is money that an institution spends to acquire, maintain or upgrade fixed assets such as buildings, land, equipment and furniture.

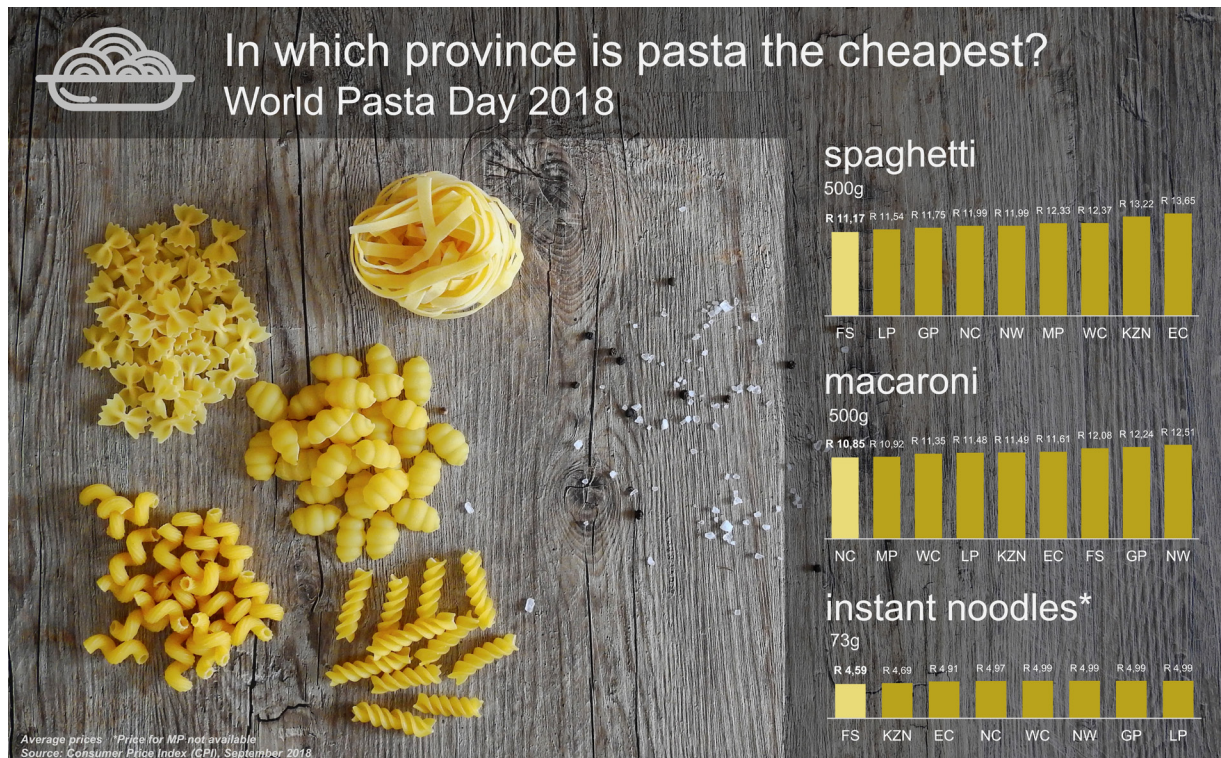
The bulk of the R5,89 billion was directed towards the construction and maintenance of buildings such as laboratories, lecture halls and residences. The second most important item was furniture, taking up 14% of capital expenditure.

Click [here](#) to read more.

Percentage breakdown of total capital expenditure by institution, 2017

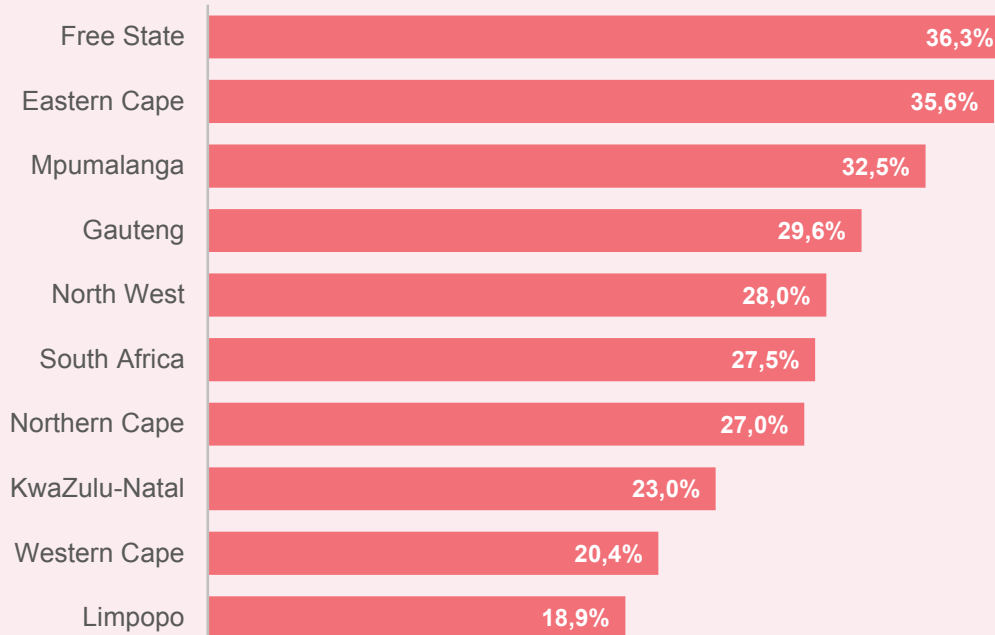


Infographic of the month



Provincial snapshot

Unemployment rate by province
Q3: 2018



Unemployment rises in four provinces

The national unemployment rate climbed to 27,5% in the third quarter of 2018 from 27,2% in the second quarter.

The unemployment rate decreased in five of the nine provinces, with the largest declines in the unemployment rate recorded in Northern Cape (28,9% to 27,0%), Mpumalanga (33,2% to 32,5%), and Limpopo (19,3% to 18,9%).

However, the declines were offset by increases in the unemployment rate in the other four provinces.

Free State had the highest unemployment rate in the third quarter of 2018, followed by Eastern Cape.

Click [here](#) for more information on the latest unemployment figures.

Contact us

Head Office
ISibalo House, Koch Street
Salvokop, Pretoria
0002

Private Bag X44
Pretoria 0001
South Africa

Main switchboard
Tel: +27 12 310 8911
User Information Services
+27 12 310 8600

Click [here](#) for contact details for provincial offices and subject experts.



Email: info@statssa.gov.za
Website: www.statssa.gov.za



Statistics South Africa app:



Read more editions of Stats Biz [here](#).