

CONTENTS

HEADLINES
ECONOMIC INDICATORS
FEATURE ARTICLE

INFOGRAPHIC OF THE MONTH
PROVINCIAL SNAPSHOT
CONTACT US

Your monthly update on South Africa's economic indicators

Headlines

Four in every ten mayors
are women
Page 1

Infographics

Buildings completed:
Cape Town leads
Page 4

Provincial snapshot

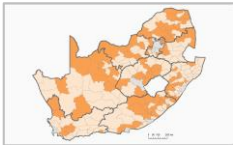
Which province has gained
the most jobs?
Page 5

CapEx: Eskom and Transnet are the biggest spenders Page 3



Economic headlines

Four in every ten mayors are women



#WomensMonth: Limpopo leads the charge against the mayoral glass ceiling (click [here](#) to read more).

Plugging the skills gap one leak at a time



Sewage spills in the Vaal Dam have again raised concerns over water resources (click [here](#) to read more).

More detailed CPI data now available



For food and other items in the consumer inflation basket of goods and services (click [here](#) to read more).

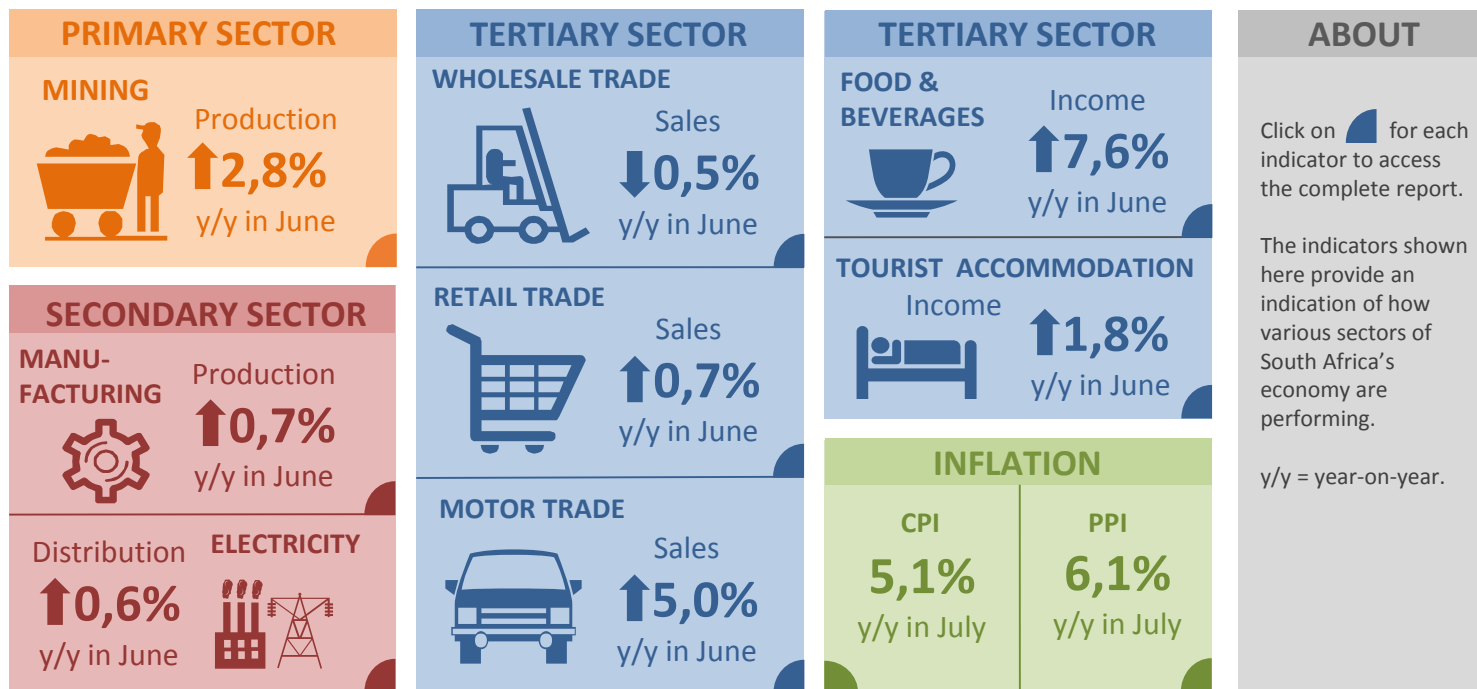
What's in a name?



What are the most common baby names in South Africa? (click [here](#) to read more).

Click [here](#) to browse more headlines.

Monthly economic indicators



Feature article

CapEx: Eskom and Transnet are the biggest spenders

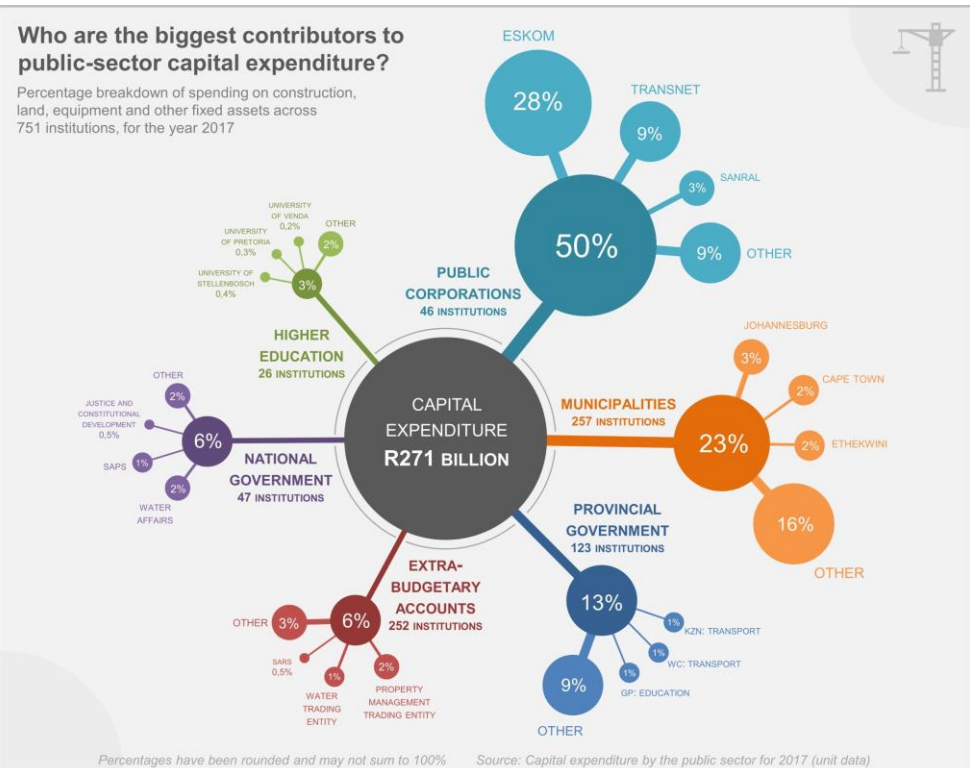
Capital expenditure (CapEx) is money that an institution spends to buy, maintain or upgrade fixed assets, such as buildings, vehicles, land and equipment.

Eskom and Transnet were the two biggest public-sector spenders on fixed assets, with Eskom responsible for 28% of total capital expenditure while Transnet was in second spot at 9%.

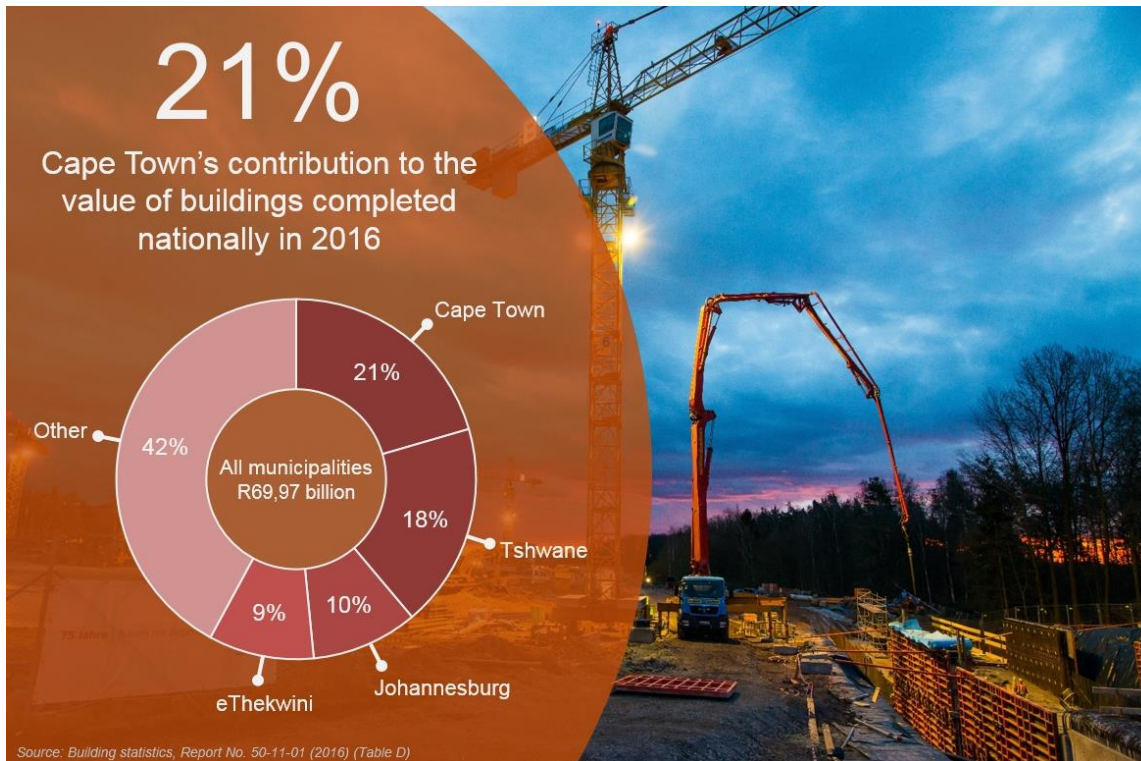
Eskom increased its capital expenditure to R75,7 billion in 2017 from R73,0 billion in 2016, mainly due to its work on the Kusile power station.

South Africa's 257 municipalities were responsible for 23% of total public-sector capital expenditure, with Johannesburg, Cape Town and eThekweni the largest contributors.

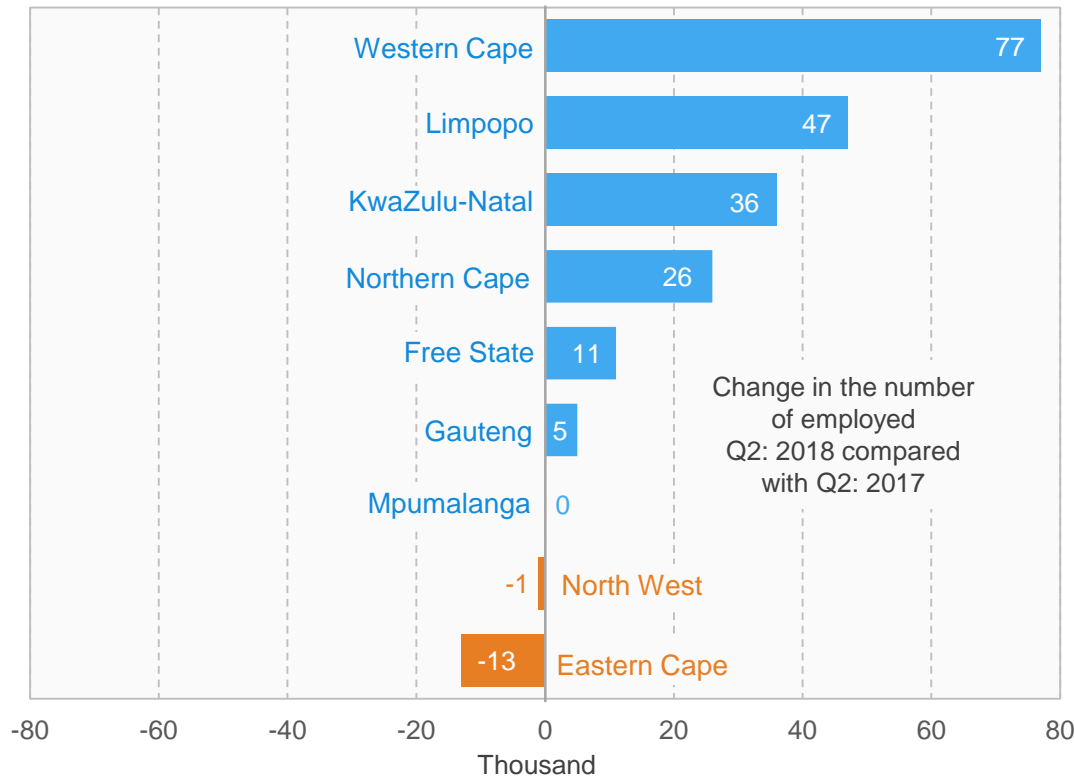
Click [here](#) to read more.



Infographic of the month



Provincial snapshot



Which province has gained the most jobs?

South Africa gained 188 000 jobs in the second quarter of 2018 compared with the second quarter of 2017.

Employment increased in six of the nine provinces, with Western Cape recording the largest increase of 77 000 jobs, followed by Limpopo and KwaZulu-Natal.

During the same period, employment losses were recorded in Eastern Cape and North West. Employment in Mpumalanga remained unchanged.

Click [here](#) to download the entire report.

Contact us

Head Office
ISibalo House, Koch Street
Salvokop, Pretoria
0002

Private Bag X44
Pretoria 0001
South Africa

Main switchboard
Tel: +27 12 310 8911
User Information Services
+27 12 310 8600

Click [here](#) for contact details for
provincial offices and subject
experts.



Email: info@statssa.gov.za
Website: www.statssa.gov.za



Stats SA



@StatsSA

Statistics South Africa app:



Download on the
App Store

Read more editions of Stats Biz [here](#).