

CONTENTS

HEADLINES
ECONOMIC INDICATORS
FEATURE ARTICLE

INFOGRAPHIC OF THE MONTH
PROVINCIAL SNAPSHOT
CONTACT US

Your monthly update on South Africa's economic indicators

Headlines

Economic growth: get the
latest figures here
Page 1


Infographics

Retail growth in household
furniture and appliances
Page 4

Provincial snapshot

Where is economic activity
concentrated?
Page 5

Tourism's impact on the South African economy Page 3



Economic headlines

Economic growth beats expectations



In a time when good news seems hard to come by, the latest GDP results provide some cautious cheer (Click [here](#) to read more.)

Economy gains jobs in Q4 2017



Together with the uptick in economic growth, 81 000 jobs were created in the formal non-agricultural sector (Click [here](#) to read more.)

Tracking municipal spending and revenue



Stats SA provides an update on how municipalities spend their money (Click [here](#) to read more.)

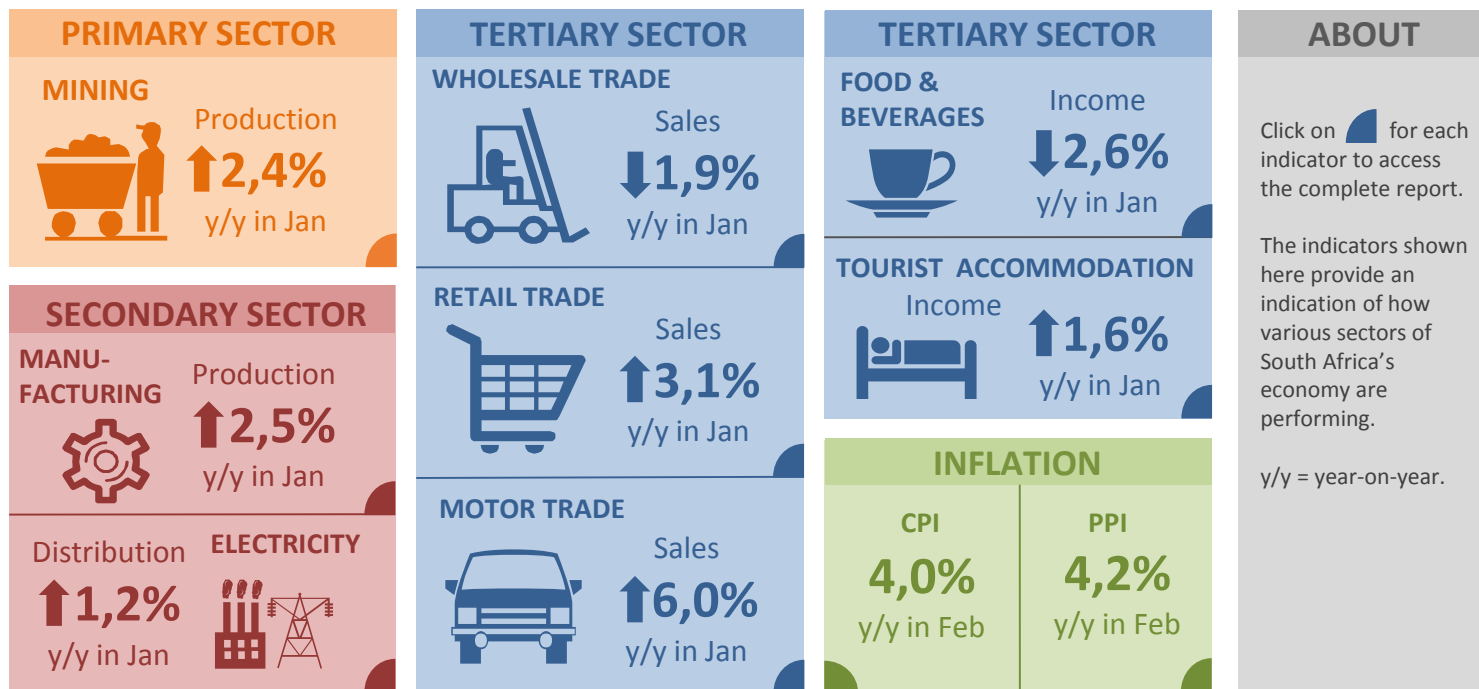
Mining: Winners and losers in 2017



For those who missed last month's *Stats Biz*, a rundown of mining performance in 2017 (Click [here](#) to read more.)

Click [here](#) to browse more headlines.

Monthly economic indicators



Feature article

The tourism sector directly contributed 2,9% to the South African gross domestic product (GDP) in 2016, according to the latest release of Stats SA's *Tourism Satellite Account for South Africa* report.

This makes the tourism sector a larger contributor than agriculture, but smaller than other industries such as construction and mining.

Despite the challenges that tourism has endured over the last few years, it outperformed other key industries in terms of job creation, adding just over 40 000 net new jobs to the economy over the five-year period from 2012 to 2016.

This is higher than the number of jobs gained in industries such as trade and utilities (electricity, gas and water).

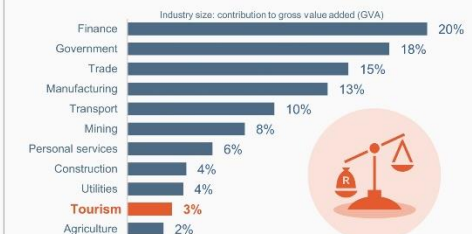
Click [here](#) to read more.

Tourism's impact on the South African economy

Key findings from *Tourism Satellite Account for South Africa, 2016*



TOURISM'S GVA IS LARGER THAN AGRICULTURE

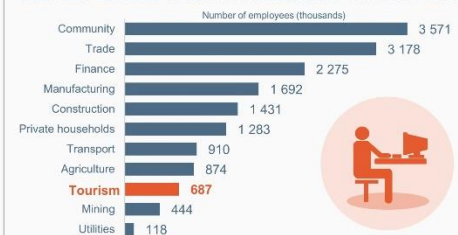


1 in 23 EMPLOYED INDIVIDUALS WORK IN THE TOURISM SECTOR*



*4,4% of the employed

MORE PEOPLE WORK IN TOURISM THAN IN MINING



Infographic of the month



Provincial snapshot

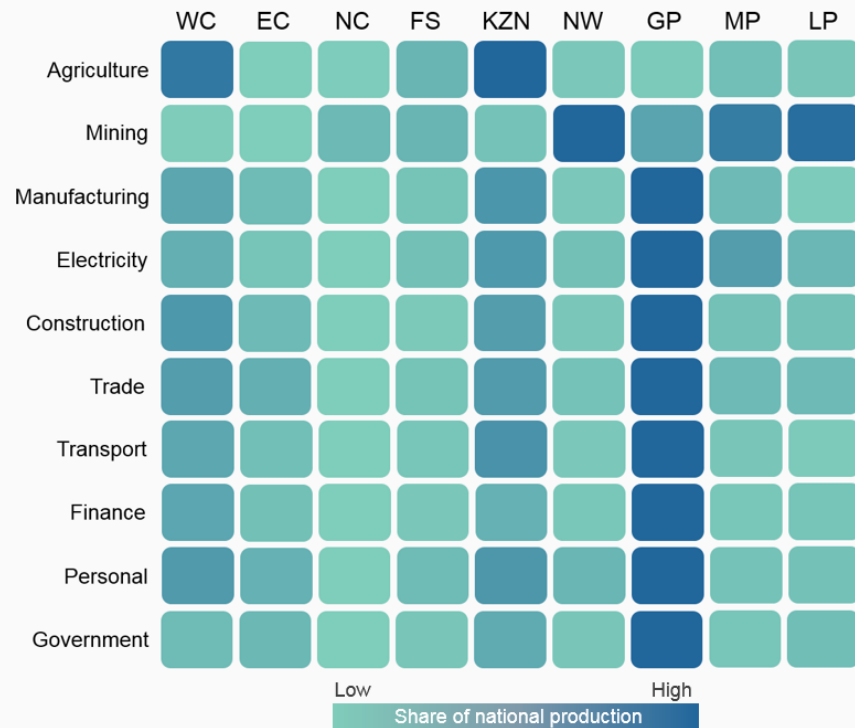
Where is economic activity concentrated?

South African agriculture activity occurs mostly in Western Cape and KwaZulu-Natal, according to provincial gross domestic product (GDP) figures released recently by Stats SA.

Notice how mining production is concentrated in the provinces of North West, Limpopo and Mpumalanga?

Gauteng shows its economic dominance. Eight of the ten industries are heavily concentrated in that province.

For a summary of the latest economic growth figures, download the GDP media release presentation [here](#). The full report is available [here](#).



Contact us

Head Office
ISibalo House, Koch Street
Salvokop, Pretoria
0002

Private Bag X44
Pretoria 0001
South Africa

Main switchboard
Tel: +27 12 310 8911
User Information Services
+27 12 310 8600

Click [here](#) for contact details for
provincial offices and subject
experts.



Email: info@statssa.gov.za
Website: www.statssa.gov.za



Stats SA



@StatsSA

Statistics South Africa app:



Download on the
App Store

Read more editions of Stats Biz [here](#).