

CONTENTS

HEADLINES
ECONOMIC INDICATORS
FEATURE ARTICLE

INFOGRAPHIC OF THE MONTH
PROVINCIAL SNAPSHOT
CONTACT US

Your monthly update on South Africa's economic indicators

Headlines

Four facts about our economy
you might have missed
Page 1

Infographics

The most popular
vehicles in SA
Page 4

Provincial snapshot

Taking stock of
eggs-orbitant prices
Page 5

Want to know how your taxes are spent? Page 3



Economic headlines

Hello to the new Statistician-General



Mr Risenga Maluleke is Stats SA's new boss, taking over the reins from Dr Pali Lehohla. (Click [here](#) to read more.)

SA businesses are borrowing more money



A quick look at formal business sector debt in 2016 (Click [here](#) to read more.)

SA business turnover and profit



Who is responsible for generating the most in turnover? (Click [here](#) to read more.)

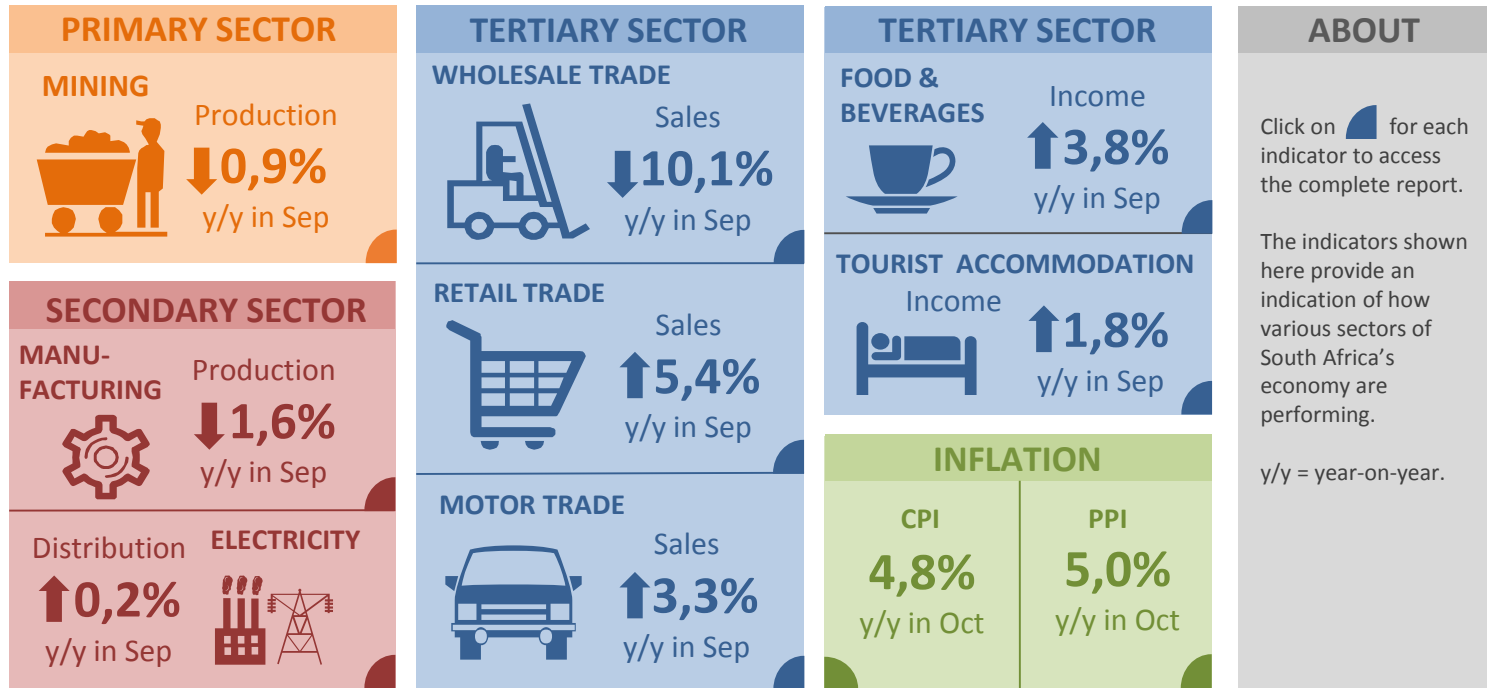
Facts about our economy you might have missed



In celebration of African Statistics Day, a rundown of economic statistics that might surprise you. (Click [here](#) to read more.)

Click [here](#) to browse more headlines.

Monthly economic indicators



Feature article

Want to know how your taxes are spent?

Here is a breakdown of government spending for 2015/16. Did you know that more money was spent on servicing debt than on tertiary education, and more on defence than on environmental protection?

According to the latest *Financial statistics of consolidated general government* report, general services accounted for a quarter of government spending.

Within this, debt payments accounted for 9% (of the total) and executive, legislative and financial services accounted for 12%. The latter includes the funding of general government services provided by institutions such as SARS, the National Treasury and parliament.

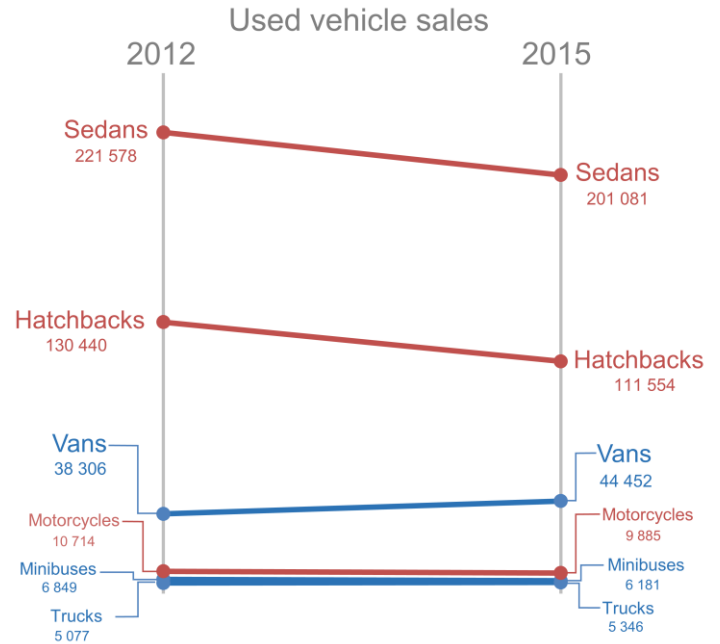
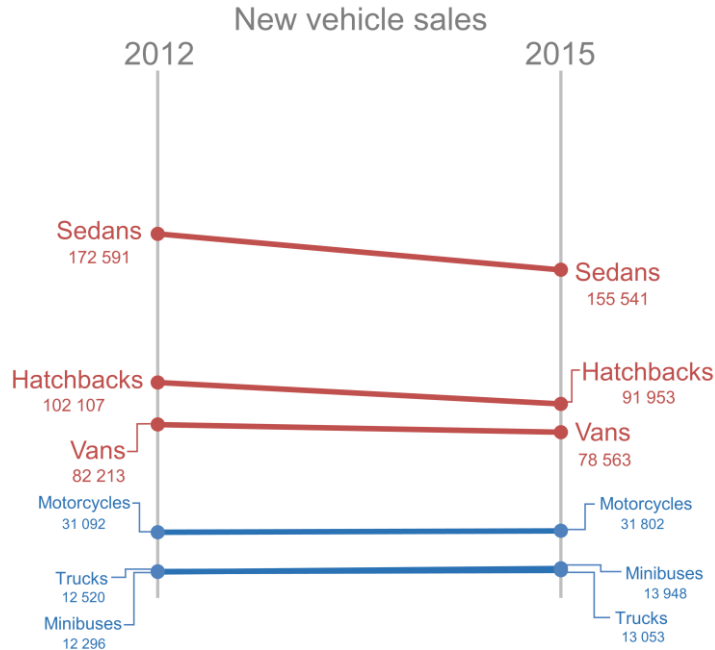
Not surprisingly, big priorities for government are education and social protection (which includes the payment of social grants). Together these two items contributed 32% of total spending.

Click [here](#) to read more.



Infographic of the month

Sedans and hatchbacks have become less popular since 2012, according to Stats SA's latest report on the motor trade industry. The number of new vehicle sales for sedans, for example, dropped from 172 591 units in 2012 to 155 541 units in 2015*. Click [here](#) to read the full report.



*Only includes retail sales; excludes wholesale sales of vehicles

Provincial snapshot

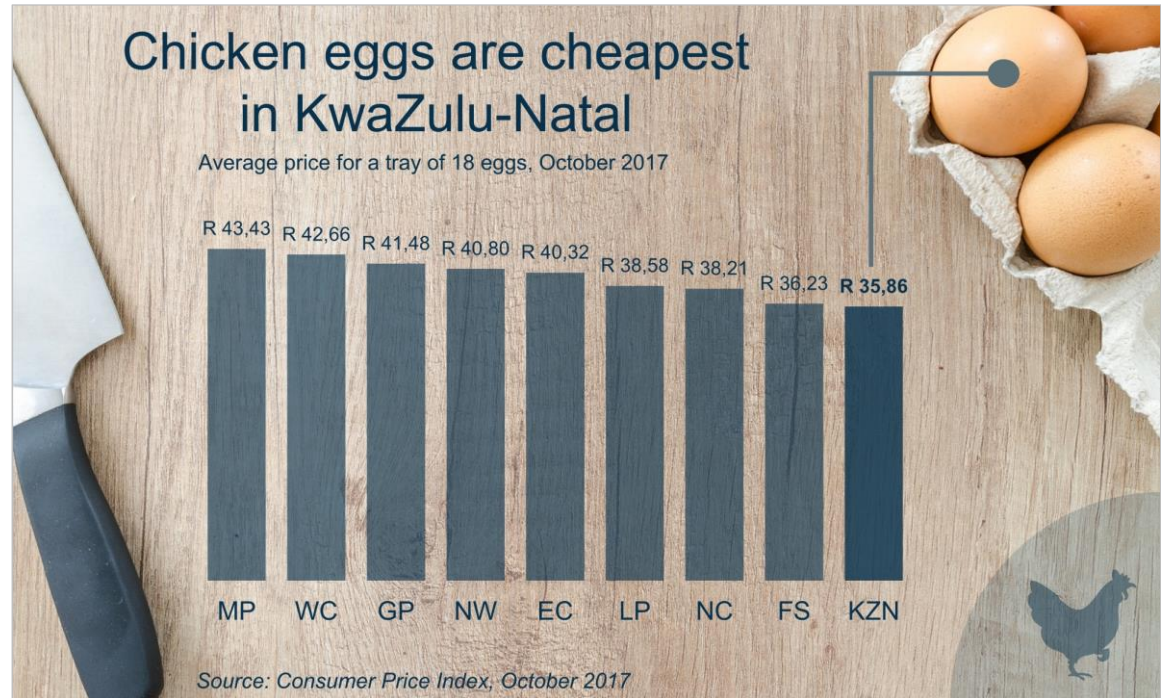
Taking stock of eggs-orbitant prices

Fancy an omelette in the morning? The prices of eggs have been on the rise, with reported shortages across the country.

A tray of 18 eggs, for example, is 8,5% more expensive than it was a year ago, rising from an average price of R36,96 to R40,11.

Data from Stats SA's latest *Consumer Price Index (CPI)* release also shows that your frittata will cost you less in KwaZulu-Natal than other parts of the country. A tray of 18 eggs is cheapest in that province.

For more on consumer prices, download the latest *Consumer Price Index* release [here](#).



Contact us

Head Office
ISibalo House, Koch Street
Salvokop, Pretoria
0002

Private Bag X44
Pretoria 0001
South Africa

Main switchboard
Tel: +27 12 310 8911
User Information Services
+27 12 310 8600

Click [here](#) for contact details for provincial offices and subject experts.



Email: info@statssa.gov.za
Website: www.statssa.gov.za



Statistics South Africa app:



Read more editions of Stats Biz [here](#).