

CONTENTS

HEADLINES
ECONOMIC INDICATORS
FEATURE ARTICLE

INFOGRAPHIC OF THE MONTH
PROVINCIAL SNAPSHOT
CONTACT US

Your monthly update on South Africa's economic indicators

Headlines

How non-profit
institutions survive
Page 1

Infographics

The farming sector: income
and spending
Page 4

Provincial snapshot


Where are the mining jobs?
Page 5

Statistics on the rocks: exploring the price of whiskey Page 3



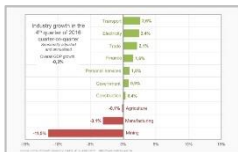
Economic headlines: March 2017

How non-profit institutions survive




These striking charts show how non-profit institutions (NPIs) in South Africa keep themselves afloat. (Click [here](#) to read more.)

SA economy shrinks in the 4th quarter of 2016



A fall in mining and manufacturing in the final quarter of 2016 pulled economic growth into negative territory. (Click [here](#) to read more.)

Mining: a brief history



The 1970s are best remembered for disco, bell-bottoms, and lava lamps. It was also the decade that saw mining forge ahead. (Click [here](#) to read more.)

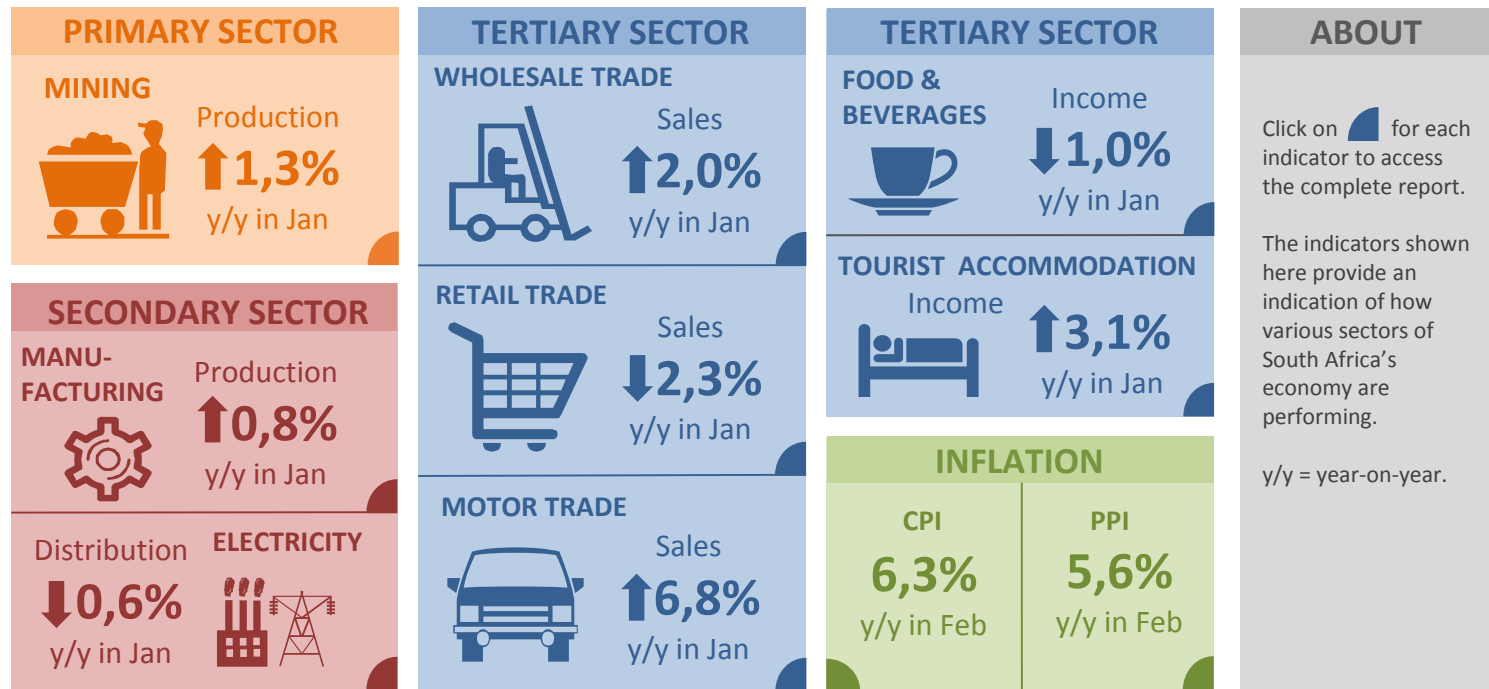
Domestic tourism on the decline



The number of trips taken by South Africans travelling domestically has fallen. (Click [here](#) to read more.)

Click [here](#) to browse more headlines.

Monthly economic indicators



Watch short YouTube clips covering the latest results for CPI ([here](#)), retail trade sales ([here](#)) and manufacturing ([here](#)).

Feature article

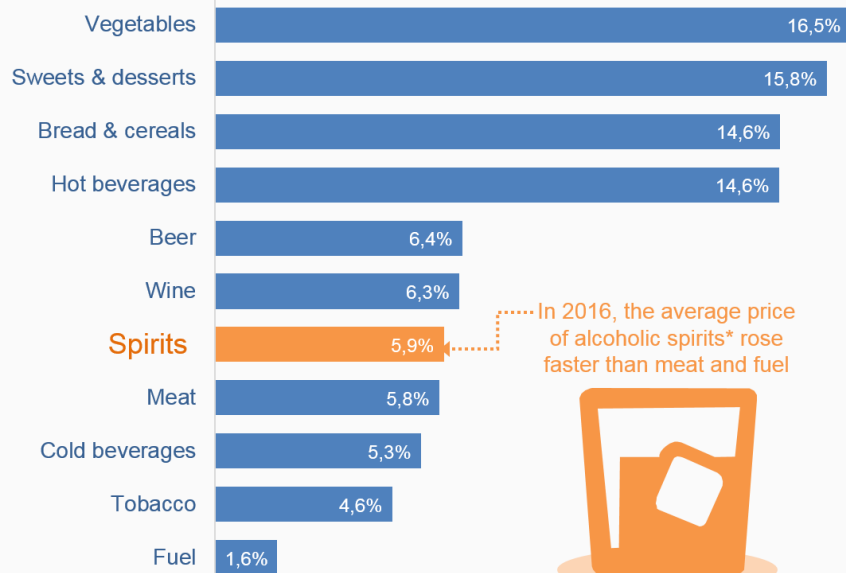
Statistics on the rocks: exploring the price of whiskey

International Whisk(e)y Day was on 27 March. If you consider yourself a connoisseur of bourbon or rye, then it might come as some comfort to learn that the prices of spirits increased at a slower rate during 2016 than the prices of beer and wine, according to Stats SA's *Consumer Price Index (CPI)* release. The prices of spirits, however, rose faster than prices for meat and fuel.

As a whiskey drinker, you stand somewhat apart from the rest of your fellow South Africans. As a nation, we are predominantly beer drinkers. If we consider the total amount of money that households spend on alcoholic beverages, just over half is spent on beer and 21% on spirits (which includes whiskey, brandy, liqueur and vodka).

More on whiskey prices? Click [here](#) to read the full article.

Average percentage rise in prices of selected goods for the year 2016 compared with 2015



*Includes whiskey, brandy, liqueur and vodka
Source: Consumer Price Index (CPI), February 2017

Infographic of the month

Income and spending in the farming sector

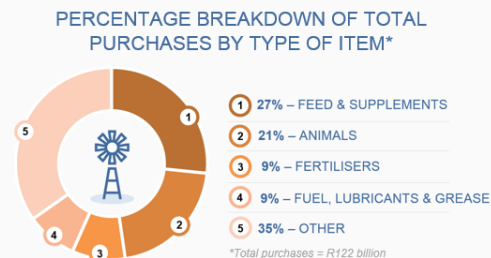
The farming sector earned almost half of its total income from animals and animal products, according to Stats SA's Agricultural survey of 2015.

The results of the survey, released recently, also show that feed and supplements contributed 27% of total purchases within the sector.

For more information on the farming sector, take a look at the full Agricultural survey report [here](#).

Income and spending in the farming sector

Key findings from the Agricultural Survey, 2015 (Statistical release P1101)



Provincial snapshot

Where are the mining jobs?

The mining industry employs just under half-a-million individuals, according to Stats SA's recently released report on the 2015 mining census. Way over a third of the mining workforce resides in North West, followed by Mpumalanga (22,2%) and Gauteng (15,2%).

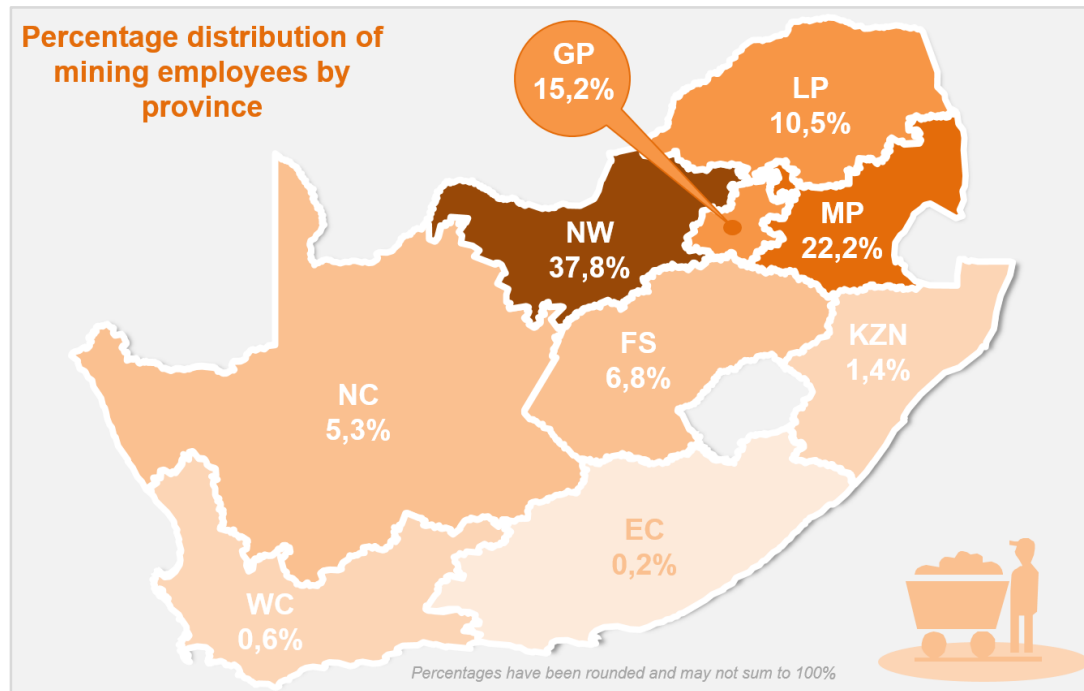
Mining is a pivotal driver of economic production in North West, having contributed 33,5% to total economic activity in that province during 2015.

The report also provides other information on the mining industry, such as income, expenditure, salaries and wages, and sales.

Download the full report [here](#).

Download the media release presentation [here](#).

Percentage distribution of mining employees by province



Contact us

Head Office
ISibalo House, Koch Street
Salvokop, Pretoria
0002

Private Bag X44
Pretoria 0001
South Africa

Main switchboard
Tel: +27 12 310 8911
User Information Services
+27 12 310 8600

Click [here](#) for contact details for
provincial offices and subject
experts.



Email: info@statssa.gov.za
Website: www.statssa.gov.za



Stats SA



@StatsSA

Statistics South Africa app:



Download on the
App Store

Read more editions of Stats Biz [here](#)