

CONTENTS

HEADLINES
ECONOMIC INDICATORS
FEATURE ARTICLE

INFOGRAPHIC OF THE MONTH
PROVINCIAL SNAPSHOT
CONTACT US

Your monthly update on South Africa's economic indicators

Headlines

Business performance:
a 15-year snapshot
Page 1


Infographics

Tourism and jobs:
a quick overview
Page 4

Provincial snapshot

Explore provincial
household spending
Page 5

The new inflation basket: what's in and what's out? Page 3



Economic headlines: January 2017

Elections, water restrictions and iron ore



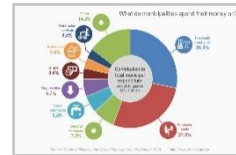
What factors influenced GDP growth in the third quarter of 2016? (Click [here](#) to read more.)

Business performance: a 15-year snapshot



These three graphs cover income, spending and profit trends (Click [here](#) to read more.)

How do municipalities spend their money?



Electricity and salaries continue to take up the bulk of local government expenditure. (Click [here](#) to read more.)

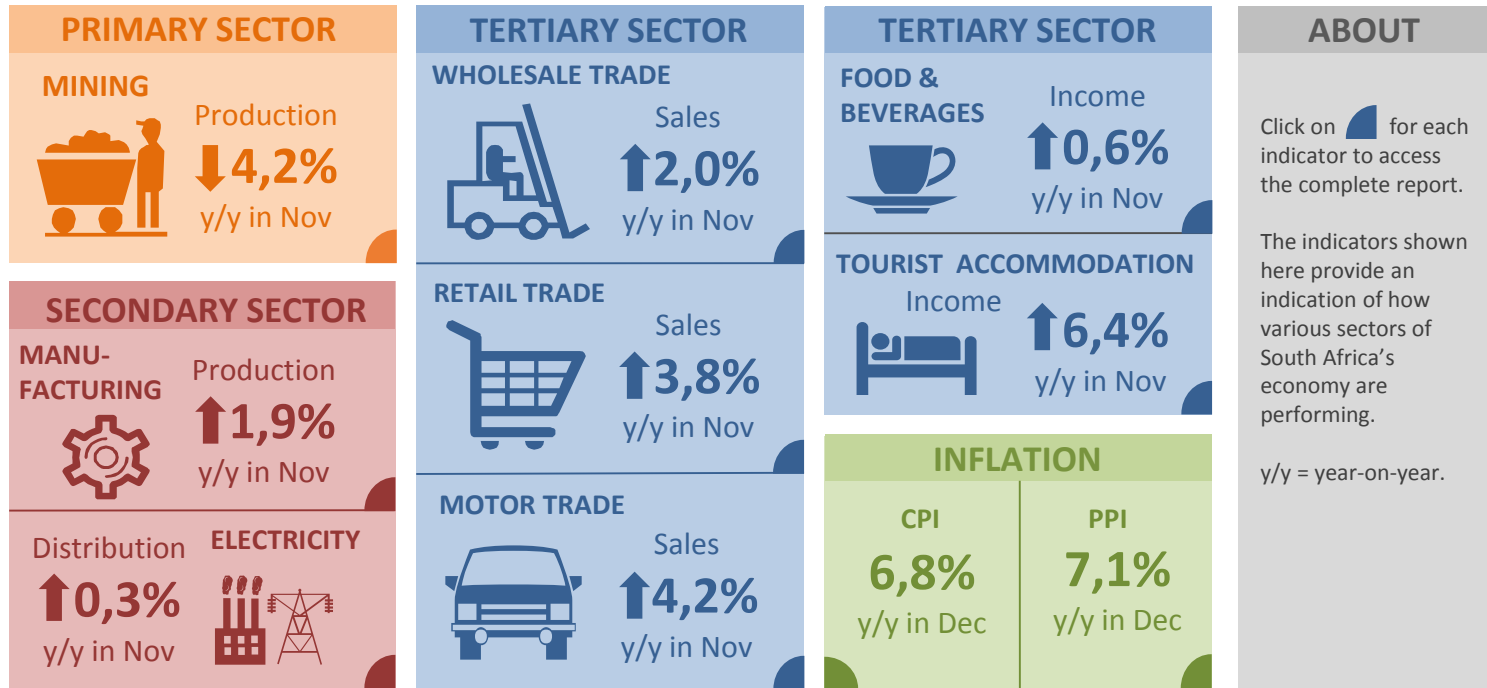
Total business turnover in R200 notes



344 years. That's how long it would take to spend R2,1 trillion in R200 notes if you spent a note every second (Click [here](#) to read more.)

Click [here](#) to browse more headlines.

Monthly economic indicators



Watch these YouTube clips on CPI reweighting (in [English](#)) and GDP results (in [English](#) and [Sepedi](#))

Feature article

The new inflation basket: what's in and what's out?

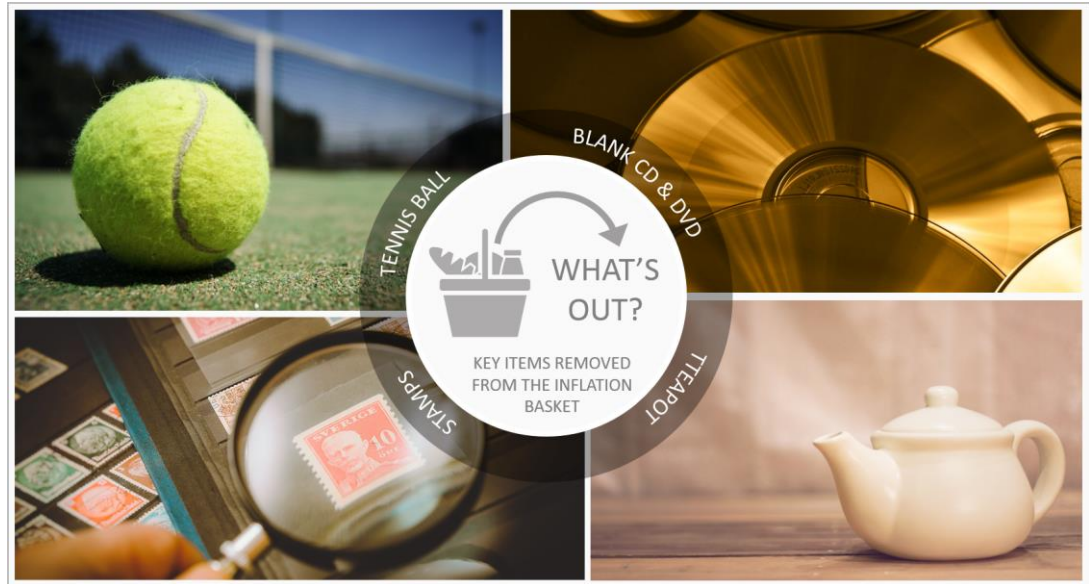
The Consumer Price Index (CPI) basket is updated every four to five years with products and services that households spend the most money on. The new basket announced recently consists of 412 products, up from 396.

New products added to the basket: Frozen pastry products, instant noodles, ready-mix flour, savoury biscuits, rusks, sectional title levies, video games, car rental, car wash/valet, chicken gIBLETS, beef offal, peanuts, pears, chewing gum, toasters, coffee mugs, toy cars, and diesel.

Products taken out of the basket: Blank CDs and DVDs, tennis balls, teapots, postage stamps, electric fans, automated pool cleaners, sweet corn (cream style), tinned peas, spreads, public hospital ward fees, and board games.

Click [here](#) to read more.

Watch the YouTube video [here](#).



Infographic of the month

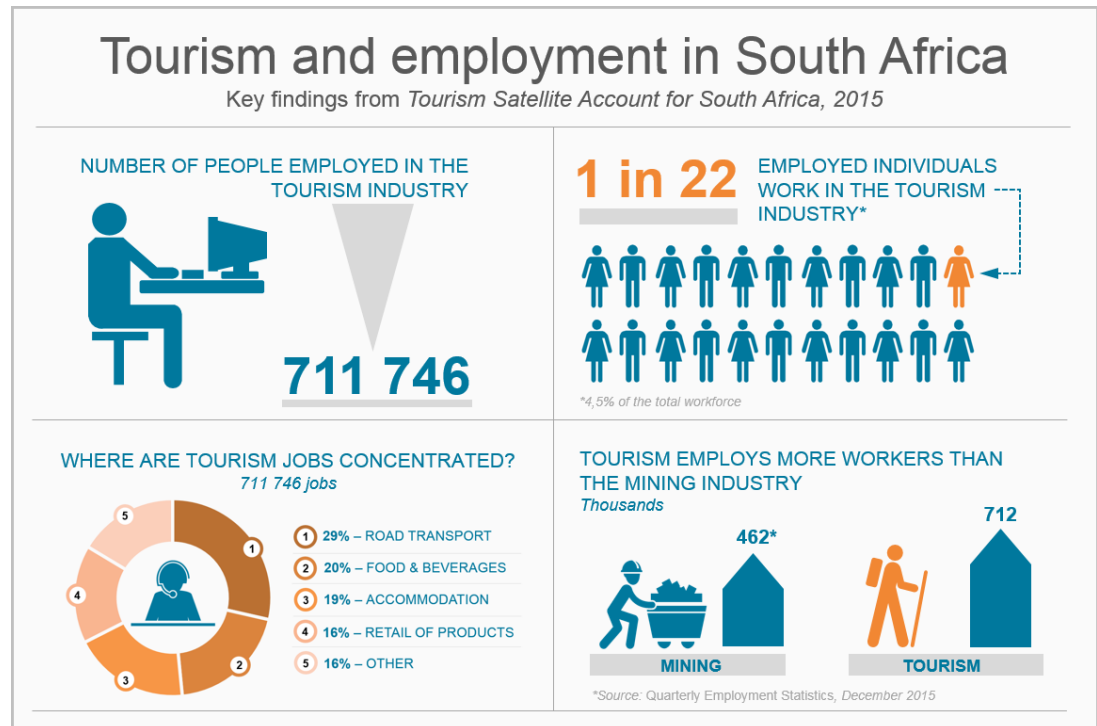
Tourism and jobs: a quick overview

Despite a drop in the number of tourists visiting South Africa, the tourism industry continued to create jobs in 2015, according to Stats SA's latest *Tourism Satellite Account for South Africa* report.

The number of overseas tourists to our shores fell from 9,5 million in 2014 to 8,9 million in 2015. The drop didn't slow the tourism industry's contribution to employment, though. The industry created 32 186 new jobs, raising the tourism workforce from 679 560 individuals in 2014 to 711 746 individuals in 2015.

Tourism surpasses mining as an employer. The mining industry employed about 462 000 individuals in the quarter ending December 2015.

Click [here](#) to read more.



Provincial snapshot

Explore provincial household spending

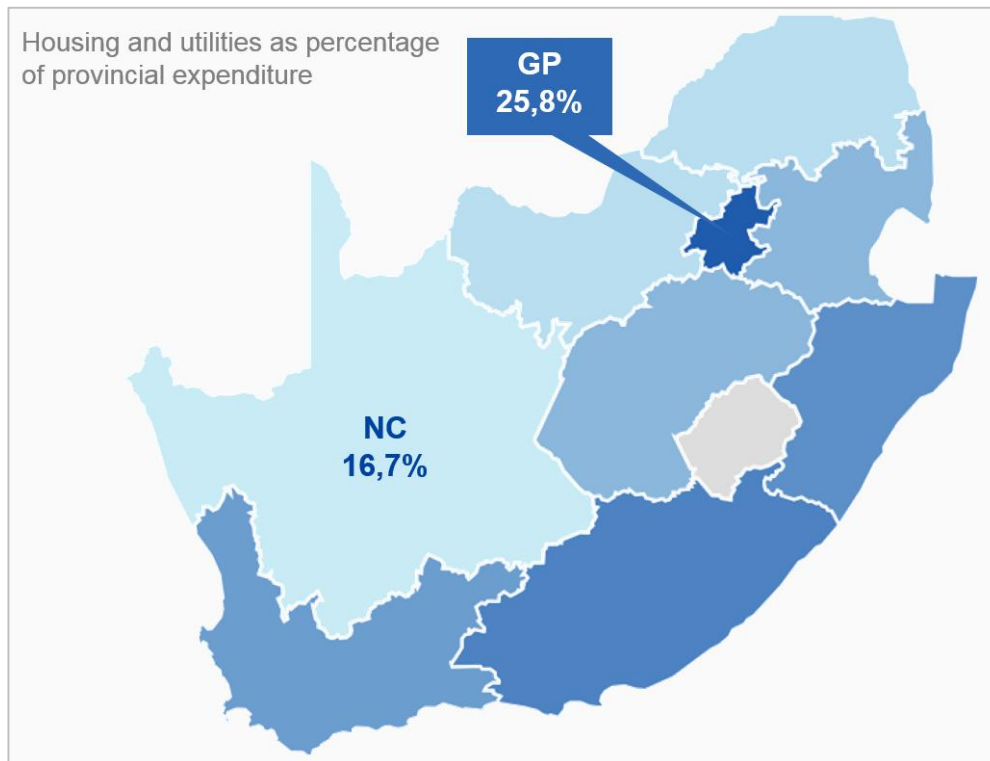
A series of maps from Stats SA's media release presentation of the new Consumer Price Index (CPI) basket provide some interesting insights.

Notice how Gauteng households spend just over a quarter of total expenditure on housing, water, electricity, gas and other fuels? Contrast this to Northern Cape households, who devote 16,7% of total spending to housing and utilities.

The 412 goods and services in the basket are classified into 12 broad groups. Examples include food and non-alcoholic beverages, clothing and footwear, health, transport, and education.

Explore and play with more expenditure maps [here](#).
Download the media release presentation [here](#).
Download the report on the new CPI weights [here](#).

Housing and utilities as percentage of provincial expenditure



Contact us

Head Office
ISibalo House, Koch Street
Salvokop, Pretoria
0002

Private Bag X44
Pretoria 0001
South Africa

Main switchboard
Tel: +27 12 310 8911
User Information Services
+27 12 310 8600

Click [here](#) for contact details for provincial offices and subject experts.



Email: info@statssa.gov.za
Website: www.statssa.gov.za



Statistics South Africa app:



Read more editions of Stats Biz [here](#)