

CONTENTS

HEADLINES
ECONOMIC INDICATORS
FEATURE ARTICLE

INFOGRAPHIC OF THE MONTH
PROVINCIAL SNAPSHOT
CONTACT US

Your monthly update on South Africa's economic indicators

Headlines

The cost of school nutrition
programmes
Page 1

Infographics

Motor vehicles and platinum
lift economic growth
Page 4

Provincial snapshot

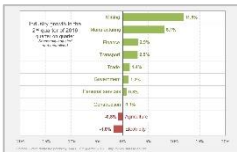
Where are the
construction jobs?
Page 5

Four manufacturing facts that might surprise you Page 3




Economic headlines: September 2016

Positive GDP growth in the 2nd quarter



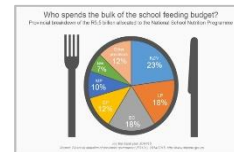
Mining and manufacturing helped lift economic production by 3,3% in the 2nd quarter of 2016 (Click [here](#) to read more.)

Manufacturing and the rand



Does rand weakness boost manufacturing production? Stats SA tackles this question (Click [here](#) to read more.)

The cost of school nutrition



Government provided meals to 19 800 schools in 2014/15. This is how much it cost (Click [here](#) to read more.)

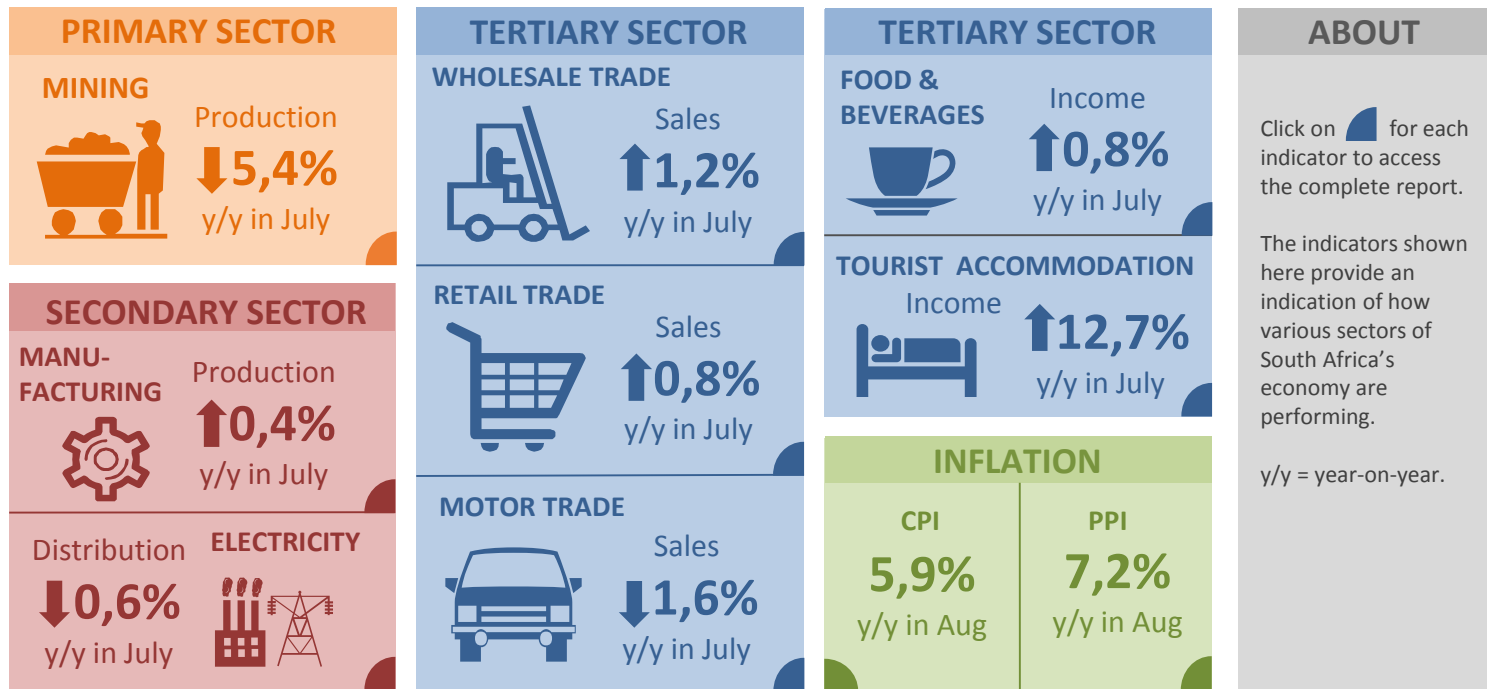
CPI basket due for a makeover



From January 2017, Stats SA will change the CPI basket of goods and services (Click [here](#) to read more.)

Click [here](#) to browse more headlines.

Monthly economic indicators



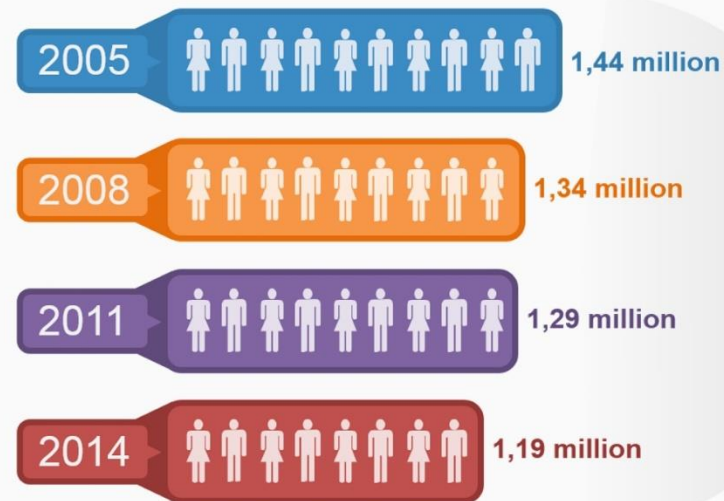
Four manufacturing facts that might surprise you

The following are notable facts about the manufacturing industry, based on the recently published report *Manufacturing industry: Financial, 2014*:

- 52% of the manufacturing industry's national workforce is concentrated in just three metros: Johannesburg, Cape Town and eThekweni.
- Petroleum and chemical enterprises pay the highest average salary (R265 871 per annum); textiles the lowest (R69 443 per annum).
- The entire manufacturing industry lost 246 000 jobs over a ten-year period, from 1,44 million in 2005 to 1,19 million in 2014.
- Metal and machinery manufacturers are the largest employers, employing 25% of the total manufacturing workforce.

Click [here](#) to read more.

The long-term decline in manufacturing jobs The number of employed in the South African manufacturing industry, by year



Source: *Manufacturing industry: Financial, 2014* <http://www.statssa.gov.za>

Infographic of the month

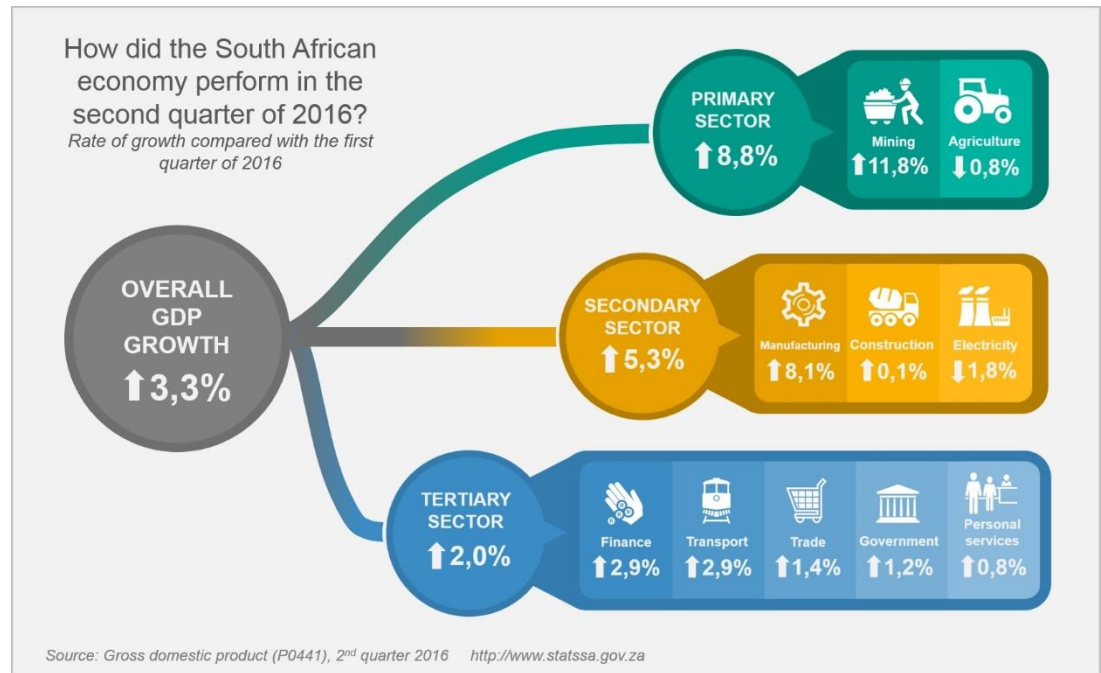
South Africa's economy grew by 3,3% q/q in the 2nd quarter, according to estimates of real gross domestic product (GDP) released by Stats SA.

Mining and manufacturing contributed mostly to the rise. Mining expanded its production by 11,8%, mainly due to increased production in platinum group metals (PGMs).

A rise in the production of motor vehicles helped manufacturing expand by 8,1%, the highest expansion since the 4th quarter of 2013. This is corroborated by data from the expenditure side of the economy, showing a substantial rise in exports of passenger and goods-carrying vehicles.

The agriculture industry continued its sickly run in recession territory, posting its sixth consecutive quarter of economic decline.

Click [here](#) to read more.



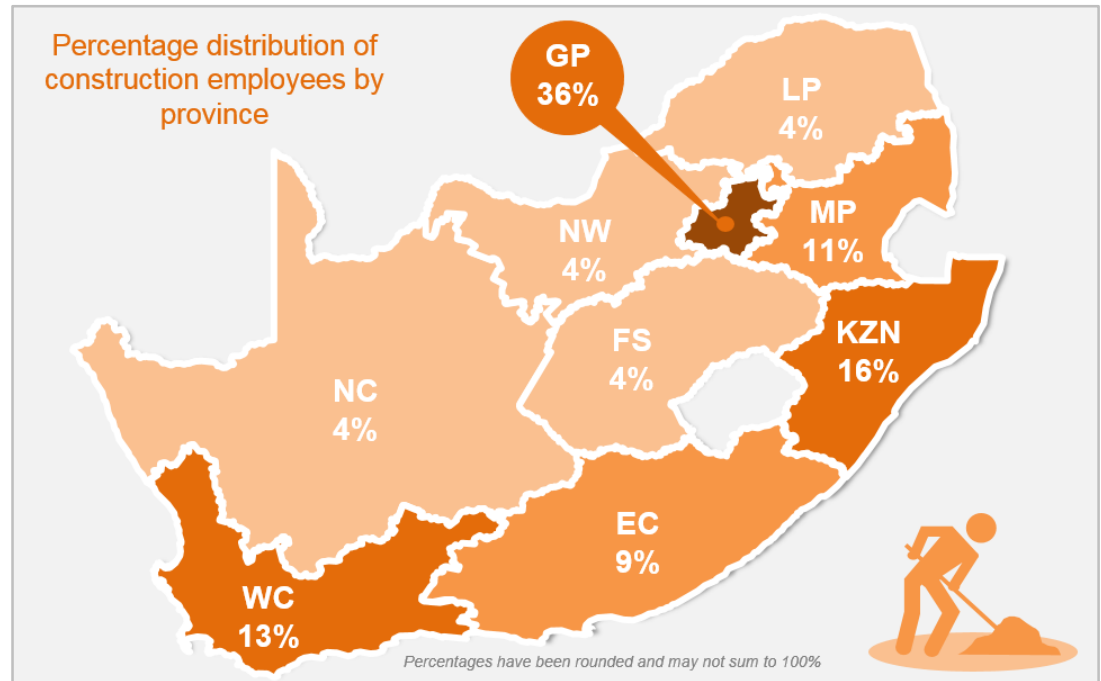
Provincial snapshot

Where are the construction jobs?

The construction industry employs over half-a-million individuals nationwide, according to the recently released report *Construction industry, 2014*. Over a third of the construction workforce resides in Gauteng, followed by KwaZulu-Natal (16%) and Western Cape (13%).

These are the provinces where the construction industry earns most of its income, according to the same report. 38% of income earned through sales of goods and services flows from construction activities based in Gauteng, followed by Western Cape (15%), KwaZulu-Natal (12%) and Mpumalanga (12%).

Download the media release presentation [here](#).
Download the full report [here](#).



Contact us

Head Office
ISibalo House, Koch Street
Salvokop, Pretoria
0002

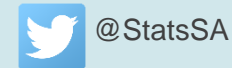
Private Bag X44
Pretoria 0001
South Africa

Main switchboard
Tel: +27(12) 310 8911
User Information Services
+27(12) 310 8600

Click [here](#) for contact details for provincial offices and subject experts.



Email: info@statssa.gov.za
Website: www.statssa.gov.za



Statistics South Africa app:



Read more editions of Stats Biz [here](#)



South Africa Demographic and Health Survey (SADHS): May to November 2016

SADHS

South Africa Demographic and Health Survey
2016

This survey is a nationally-representative household survey aimed at providing a better understanding of the health status of the population of South Africa. The information collected will assist the Department of Health to plan and prioritise health and service delivery programmes. The survey will be done in collaboration with the Department of Health and the South African Medical Research Council.



012 310 8600



www.statssa.gov.za
www.health.gov.za



StatsSA
HealthZA



@statssa
@HealthZA



health

Department:
Health
REPUBLIC OF SOUTH AFRICA



Statistics
South Africa



The South Africa I know, the home I understand



Stats SA appeals to sampled households to participate in these surveys and cooperate with our fieldworkers by providing accurate information.