

Your monthly update to South Africa's economic indicators

## Headlines

Two facts about university  
spending in SA  
Page 1

## Indicators

Consumer inflation rises  
to 4,6%  
Page 2

## Infographics

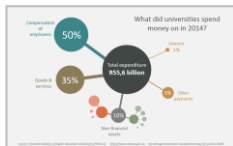
Income sources for the  
telecommunications industry  
Page 4

## Tuition fees: Who will likely feel the pinch? – Page 3



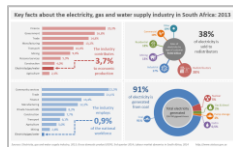
## Economic headlines: October 2015

### Two facts about university spending in SA



Two interesting facts emerged from a recent report released by Stats SA. (Click [here](#) to read more.)

### The electricity, gas and water supply industry



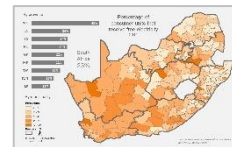
91% of electricity in South Africa is generated from coal, according to a recent report. (Click [here](#) to read more.)

### The post and telecommunications industry



Only 5% of services income in the telecommunications industry is from fixed-line calls. (Click [here](#) to read more.)

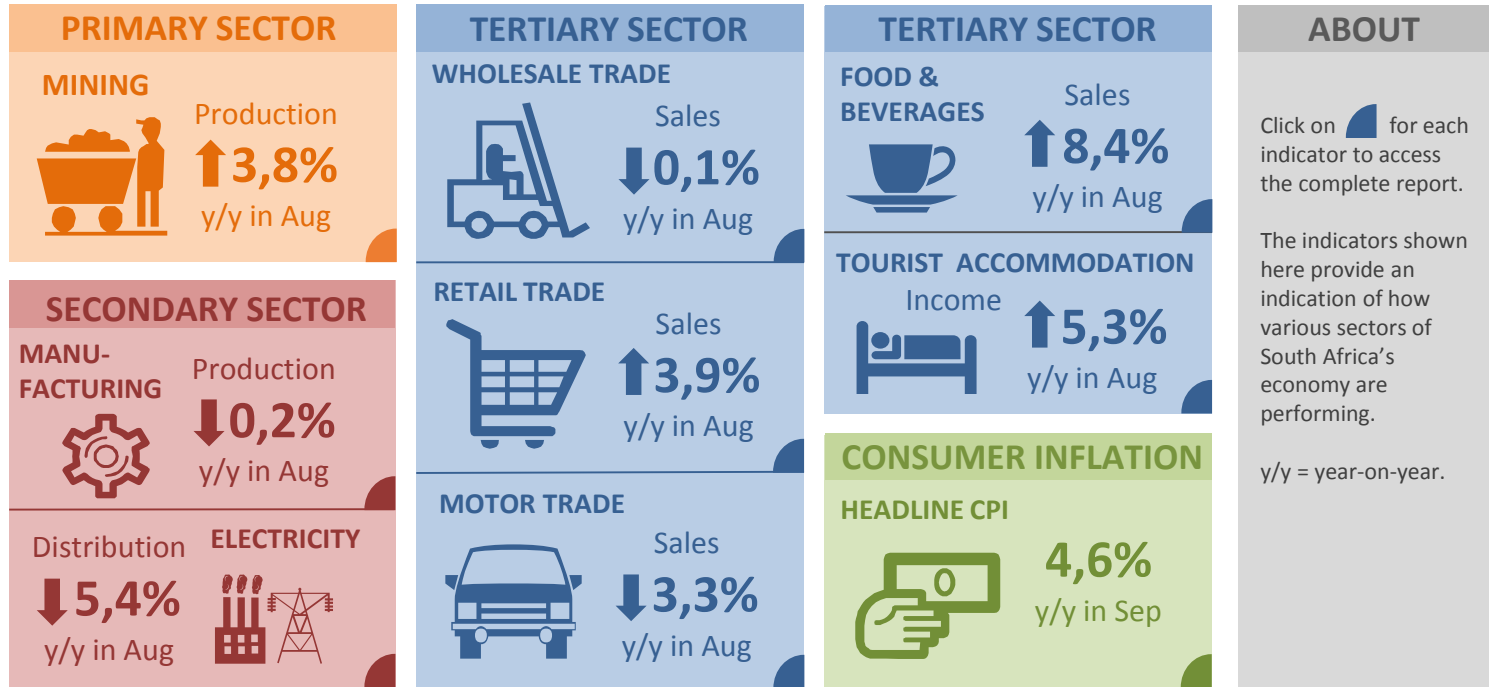
### How municipalities help to keep the lights on



Municipalities play an important role in getting electricity to you and I. (Click [here](#) to read more.)

Click [here](#) to browse more headlines.

## Economic indicators



## Tuition fees: which universities are likely to feel the pinch?

With the announcement of a zero fee increase for higher education institutions next year (2016), the focus is now on where the money will be sourced to finance the expected shortfall.

Recent data provide an indication of which universities are most dependent on tuition fees, and as a result might be most vulnerable to a shortfall.

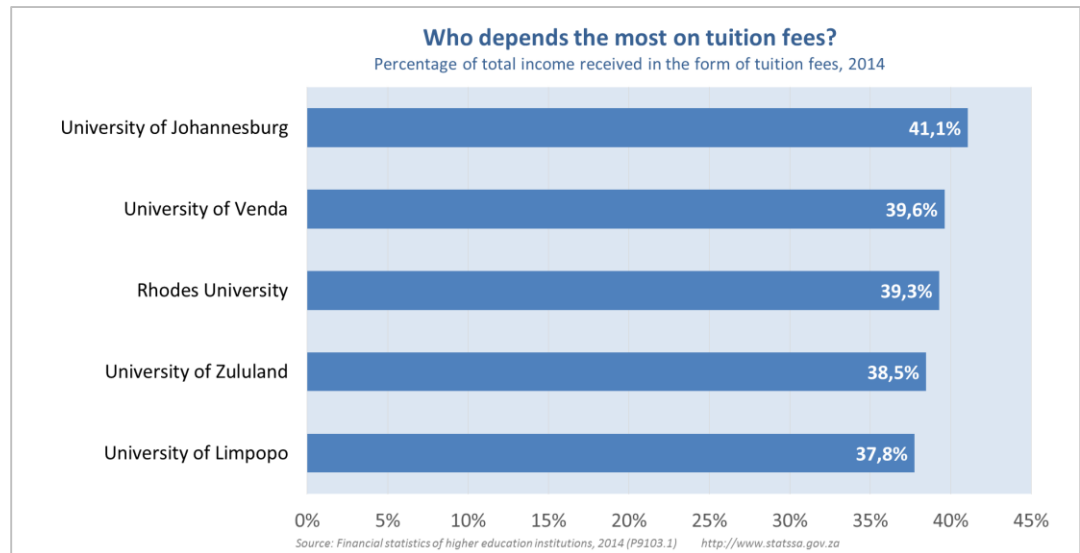
In 2014, tuition fees contributed 32% to the income of South Africa's 25 higher education institutions, according to data from Stats SA's latest *Financial statistics of higher education institutions* report.

The University of Johannesburg depended the most on tuition fees to finance its budget, with 41% of its total income sourced from students.

Second was University of Venda (40%), followed by Rhodes University (39%) and University of Zululand (38%).

The two newcomers to South Africa's tertiary education landscape, Sol Plaatje University and the University of Mpumalanga, recorded 3% and 2% respectively.

Click [here](#) to read the complete article.




## Infographic of the month

The telecommunications industry sourced 27% of its services income from airtime in 2013.

Only 5% of income was sourced from fixed line calls, according to Stats SA's *Post and telecommunications industry report for 2013*.

Click [here](#) to read more.



## Contact us

Head Office  
De Bruyn Park Building  
170 Thabo Sehume Street  
Pretoria 0002

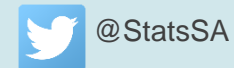
Private Bag X44  
Pretoria 0001  
South Africa

Main switchboard  
Tel: +27(12) 310 8911  
User Information Services  
+27(12) 310 8600

Click [here](#) for contact details for provincial offices and subject experts.



Email: [info@statssa.gov.za](mailto:info@statssa.gov.za)  
Website: [www.statssa.gov.za](http://www.statssa.gov.za)



Statistics South Africa app:

