



**Statistics  
South Africa**

Preferred supplier of quality statistics



**Statistical report  
61-01-01**

# Wholesale trade industry

**2005**

**Embargoed until:  
5 June 2008**

**Enquiries:**

User Information Services  
(012) 310 8600

## Statistics South Africa

Published by Statistics South Africa, Private Bag X44, Pretoria 0001

© Statistics South Africa, 2008

Users may apply or process this data, provided Statistics South Africa (Stats SA) is acknowledged as the original source of the data; that it is specified that the application and/or analysis is the result of the user's independent processing of the data; and that neither the basic data nor any reprocessed version or application thereof may be sold or offered for sale in any form whatsoever without prior permission from Stats SA.

Stats SA Library Cataloguing-in-Publication (CIP) Data

Wholesale trade industry, 2005 / Statistics South Africa. Pretoria: Statistics South Africa, 2008

xiii. 50p. [Report No. 61-01-01 (2005)]

ISBN 978-0-621-37159-8

A complete set of Stats SA publications is available at Stats SA Library and the following libraries:

- National Library of South Africa, Pretoria Division
- National Library of South Africa, Cape Town Division
- Library of Parliament, Cape Town
- Bloemfontein Public Library
- Natal Society Library, Pietermaritzburg
- Johannesburg Public Library
- Eastern Cape Library Services, King William's Town
- Central Regional Library, Polokwane
- Central Reference Library, Nelspruit
- Central Reference Collection, Kimberley
- Central Reference Library, Mmabatho

This report is available on the Stats SA website: [www.statssa.gov.za](http://www.statssa.gov.za)

Copies are obtainable from: Printing and Distribution, Statistics South Africa

Tel: (012) 310 8044

Fax: (012) 321 7381

(012) 310 2973

Email: [publications@statssa.gov.za](mailto:publications@statssa.gov.za)

## Table of Contents

1. Introduction .....	i
1.1 Scope and coverage .....	i
1.2 Data items .....	ii
1.3 Reference period .....	ii
1.4 Current prices .....	ii
1.5 Reliability of data .....	ii
1.6 Confidentiality.....	ii
1.7 Related publications .....	iii
1.8 Revisions.....	iii
2. Background to the Programme of large sample surveys .....	iv
2.1 Purpose and uses of large sample surveys .....	iv
2.2 Scope and coverage .....	iv
3. Summary of findings for the year 2005.....	v
3.1 Income .....	v
3.1.1 Sources of income .....	v
3.1.2 Income by enterprise size .....	v
3.1.3 Extent of concentration .....	vi
3.1.4. Income (Value traded) by commodity .....	vi
3.2 Expenditure.....	vii
3.2.1 Composition of expenditure.....	vii
3.2.2 Salaries and wages .....	vii
3.3 Net profit before tax .....	vii
3.4 Profit margin .....	vii
3.5 Employment .....	vii
3.5.1 Employment by enterprise size .....	viii
3.5.2 Employment by gender.....	viii
3.6 Capital expenditure on new assets .....	ix
Tables.....	1
Table 1 - Principal statistics in the wholesale trade industry, 2005.....	1
Table 2 - Income in the wholesale trade industry, 2005 .....	2
Table 3 - Income by enterprise size in the wholesale trade industry, 2005.....	3
Table 4 - Concentration ratios in the wholesale trade industry, 2005 .....	4
Table 5 - Expenditure in the wholesale trade industry, 2005.....	5
Table 6 - Book value of assets at the end of the year in the wholesale trade industry, 2005 .....	9
Table 7 - Capital expenditure on new assets in the wholesale trade industry, 2005 .....	10
Table 8 - Assets in the wholesale trade industry, 2005.....	11
Table 9 - Liabilities in the wholesale trade industry, 2005 .....	12
Table 10 - Company tax and dividends in the wholesale trade industry, 2005.....	13

Table 11 - Employment in the wholesale trade industry at the end of June 2005 .....	14
Table 11a - Employment by large enterprises in the wholesale trade industry, 2005.....	15
Table 11b - Employment by medium enterprises in the wholesale trade industry, 2005 .....	16
Table 11c - Employment by small and micro enterprises in the wholesale trade industry, 2005.....	17
Table 12 - Details of sales by commodity in the wholesale trade industry, 2005.....	18
Table 13a - Commodities by type of wholesaler: Wholesale trade on a fee or contract basis .....	24
Table 13b - Commodities by type of wholesaler: Agricultural raw materials and livestock .....	25
Table 13c - Commodities by type of wholesaler: Wholesale trade in food, beverages and tobacco.....	26
Table 13d - Commodities by type of wholesaler: Wholesale trade in textiles, clothing and footwear.....	27
Table 13e - Commodities by type of wholesaler: Wholesale trade in other household goods.....	28
Table 13f - Commodities by type of wholesaler: Wholesale trade in fuels and related products.....	30
Table 13g - Commodities by type of wholesaler: Wholesale trade in metals and metal ores.....	31
Table 13h - Commodities by type of wholesaler: Wholesale trade in construction materials, hardware, plumbing and heating equipment and supplies.....	32
Table 13i - Commodities by type of wholesaler: Wholesale trade in other intermediate products, waste and scrap.....	33
Table 13j - Commodities by type of wholesaler: Wholesale trade in machinery, equipment and supplies .....	34
Table 13k - Commodities by type of wholesaler: General and other wholesale trade.....	35
Explanatory notes .....	36
Table 14 - Size groups for the wholesale trade industry.....	36
Table 15 - Income in the wholesale trade industry within 95% confidence limits: October 2005.....	38
Glossary .....	39
Commodity descriptions .....	41
General information .....	50

## 1. Introduction

This publication updates Statistical Release P6101 'Wholesale Trade Industry 2005' and adds the details of value of sales per commodity. The financial information has been revised following the re-classification of some enterprises. Further financial tables have been added (opening inventory, closing inventory, details of sales and purchases, assets and liabilities).

Estimates are presented in respect of the 2005 wholesale trade large sample survey (LSS). The 2005 wholesale trade LSS collected data from a sample of 1 776 enterprises drawn from a sampling frame of 19 566 which were operating between 1 July 2004 and 30 June 2005. The sample was stratified in such a way that all large enterprises (with annual income exceeding R64 million) were included. Data were collected at the 4-digit SIC level of classification of enterprises and on 99 commodities.

The statistical unit for the collection of information is an enterprise. An enterprise is a legal unit (or a combination of legal units) that includes and directly controls all functions necessary to carry out its production activities. Each enterprise is classified to an industry that reflects its predominant activity. The estimates are presently published only at national level.

There has been no previous census or large sample survey in the wholesale trade industry in South Africa.

### 1.1 Scope and coverage

The 2005 wholesale trade large sample survey covers enterprises registered in the taxation system that are mainly engaged in the resale (sale without transformation) of new and used goods to retailers; to industrial, commercial, institutional or professional users; or to other wholesalers; or acting as agents or brokers in buying merchandise for or selling merchandise to such persons or firms. The survey includes enterprises involved in the following detailed wholesale trade activities:

- (i) Wholesale trade on a fee or contract basis (SIC 6110).
- (ii) Agricultural raw materials and livestock (SIC 6121).
- (iii) Food, beverages and tobacco (SIC 6122).
- (iv) Textiles, clothing and footwear (SIC 6131)
- (v) Other household goods (SIC 6139).
- (vi) Solid, liquid and gaseous fuels and related products (SIC 6141).
- (vii) Metals and metal ores (SIC 6142).
- (viii) Construction materials, hardware, plumbing and heating equipment and supplies (SIC 6143).
- (ix) Other intermediate products, waste and scrap (SIC 6149).
- (x) Machinery, equipment and supplies (SIC 6150).
- (xi) General and other wholesale trade (SIC 6190).

The following activities are **excluded**:

- Sale of farmers' products by farmers (SIC 11).
- Manufacture and sale of manufactured goods (SIC 3).
- Sale (retail and wholesale) of motor vehicles, motor cycles and their parts and of fuel for these items (SIC 63).
- Sale of food and drinks for consumption on the premises and sale of take-away foods (SIC 6420).
- Renting and hiring of motor vehicles, machinery and equipment and personal and household goods (SIC 85).
- Handling and storage activities of businesses (SIC 74).
- Repair and maintenance of office machinery and computers (SIC 86).
- Repair of machinery, which is classified under manufacturing along with the manufacture of the relevant type of machinery.

## 1.2 Data items

The following categories of data items were collected: industrial classification, details of employment, trading income, expenditure, profit or loss, inventories, book value of assets, and details of sales of goods (commodities).

## 1.3 Reference period

The questionnaires were completed for the financial year of the enterprise which ends on any date between 1 July 2004 and 30 June 2005, according to the usual reporting schedule of the enterprise.

### *Example*

- 1 October 2003 – 30 September 2004
- 1 January 2004 – 31 December 2004
- 1 February 2004 – 31 January 2005
- 1 March 2004 – 28 February 2005
- 1 April 2004 – 31 March 2005

## 1.4 Current prices

The rand values are at current prices.

## 1.5 Reliability of data

All estimates compiled for this industry are subject to both sampling and non-sampling errors.

The estimates presented in this publication are subject to sampling variability since they are based on information obtained from a sample. They may therefore differ from the figures that would have been produced if the data had been obtained from all enterprises in the wholesale industry in South Africa. One measure of the likely difference is given by the standard error (SE), which indicates the extent to which an estimate might have varied by chance because only a sample of enterprises was used. The relative standard error (RSE) provides an immediate indication of the percentage errors likely to have occurred due to sampling, and thus avoids the need to refer to the size of the estimate. The larger the RSE, the less reliable the estimate.

The following are some of the likely sources of non-sampling errors: sampling frame not-up-to date, wrong definitions and classification, phrasing of questions, non-response, processing and estimation. Every effort is made to minimise non-sampling errors by careful design of questionnaires, testing them in pilot studies, editing reported data and implementing efficient operating procedures. Non-sampling errors occur in both sample surveys and censuses.

## 1.6 Confidentiality

According to Section 17 of the Statistics Act, 1999 (Act No. 6 of 1999), completed questionnaires remain confidential to Statistics South Africa (Stats SA). Individual business information is never disclosed. Results are presented in aggregated form only.

## 1.7 Related publications

Stats SA conducts a monthly survey on wholesale trade. That survey is **used mainly** to monitor trends and provides estimates at less detailed levels of SIC than the wholesale trade large sample surveys.

## 1.8 Revisions

Estimates for the principal financial statistics in manufacturing, wholesale and retail industries for 2005 were originally published in October 2006 (P3001 Manufacturing industry 2005; P6101 Wholesale trade industry 2005; and P6201 Retail trade industry 2005). The estimates for total income were: manufacturing R926 513 million, wholesale R537 516 million and retail R312 264 million, with a total of R1 776 293 million.

Analysis of products and commodities within these industries led to the re-classification of some enterprises and consequent revision of the estimates. The revised estimates are: manufacturing R943 793 million, wholesale R530 868 million and retail R304 360 million, with a total of R1 779 021 million. Most reclassifications took place between manufacturing, wholesale and retail, but the net gain in total income reflects the reclassification to manufacturing of some enterprises outside of wholesale and retail.

## 2. Background to the Programme of large sample surveys

The large sample surveys serve to document comprehensively the nature and structure of all industries within the economy.

Previously, Statistics South Africa (Stats SA) periodically conducted industry censuses i.e. collections covering all entities known to be mainly engaged in particular sectors. The last industry 'census' was conducted for the manufacturing sector in 1996. Since then, Stats SA has replaced industry censuses with periodic 'large sample surveys' of industry sectors. These surveys are based on larger samples than the sub-annual and annual surveys. They do not attempt to completely enumerate all entities within the industry scope of the surveys, but are based on stratified random samples which are representative of the survey population.

### 2.1 Purpose and uses of large sample surveys

The large sample survey results are used in constructing and refreshing supply/use tables, and for benchmarking Gross Domestic Product and its components, as well as production and price indices, and annual and short-term statistical series.

Users of the large sample surveys programme include the following:

- Price statisticians, particularly in refreshing the commodity basket of producer price indices.
- Policy advisers in government for monitoring the performance of industries and their contribution to the South African economy and evaluating the effectiveness of industry policies.
- Industry associations monitoring trends in their own and competing or complementary industries in order to inform their members of market changes.
- Individual businesses using the data to analyse their performance relative to their industry.

### 2.2 Scope and coverage

This programme covers enterprises registered in the taxation system (VAT and income tax) that are mainly engaged in the following industries as defined in the Standard Industrial Classification of all Economic Activities (SIC):

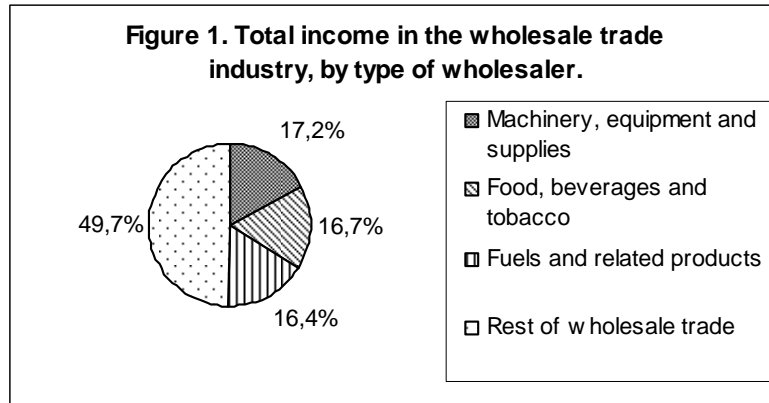
- Mining and quarrying
- Manufacturing
- Electricity, gas and water supply
- Construction
- Wholesale and retail trade, repair of motor vehicles, motor cycles and personal and household goods, and hotels and restaurants
- Transport, storage and communication
- Financial intermediation, insurance, real estate and business services
- Community, social and personal services (except national, provincial and local government activities)

**Note:** The agriculture, forestry, fishing, hunting and related services industry (SIC 1) is not included as it is covered by a separate program within Statistics South Africa. Similarly, the public administration and defence activities industry (SIC 92), the financial intermediation industry (SIC 81) and insurance and pension funding industry (SIC 82) are covered by other programmes both within Stats SA and elsewhere (e.g. South African Reserve Bank).



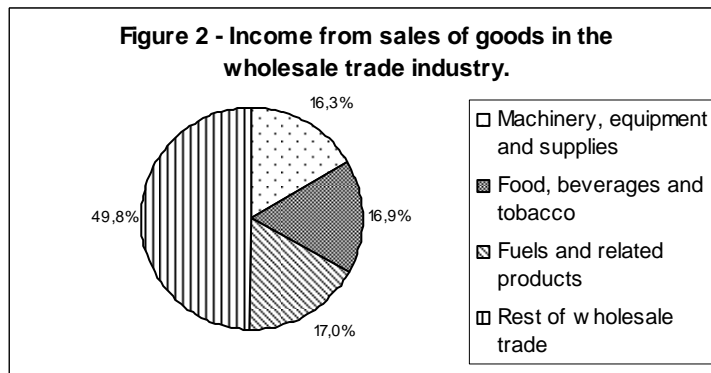
### 3. Summary of findings for the year 2005

#### 3.1 Income



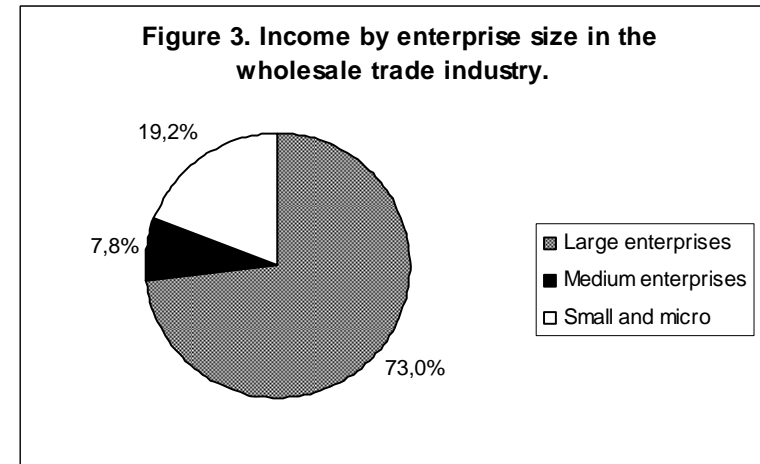
The total income for the wholesale trade industry in 2005 was R530 868 million (Figure 1). The three largest types of wholesaler contributed 50,3% of income: 'Machinery, equipment and supplies' (R91 744 million or 17,2%), followed by 'Food, beverages and tobacco' (R88 713 million or 16,7%) and 'Fuels and related products' (R86 656 million or 16,4%).

#### 3.1.1 Sources of income

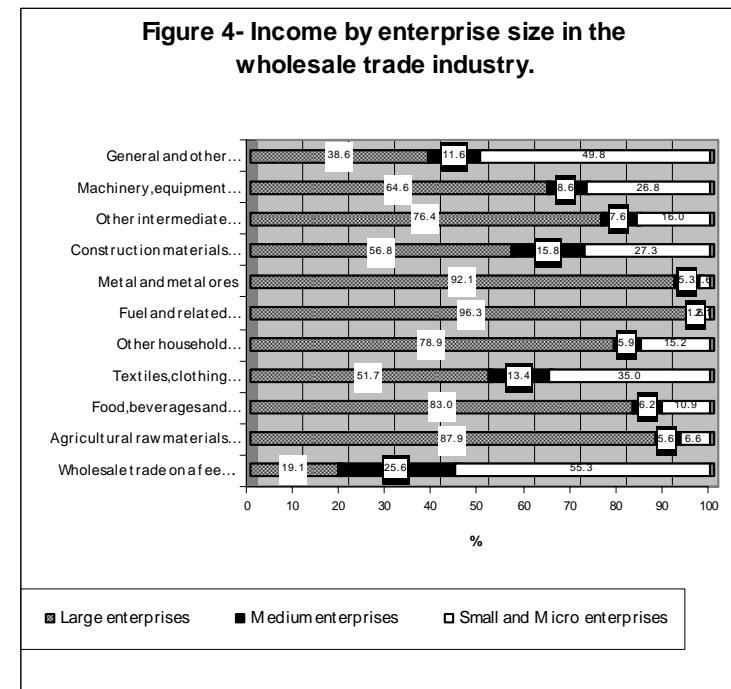


Income from sales of goods contributed R504 050 million, or 95,0% of the total income. 'Fuels and related products', 'Food, beverages and tobacco' and 'Machinery, equipment and supplies' were the major contributors to total income (Figure 2).

#### 3.1.2 Income by enterprise size



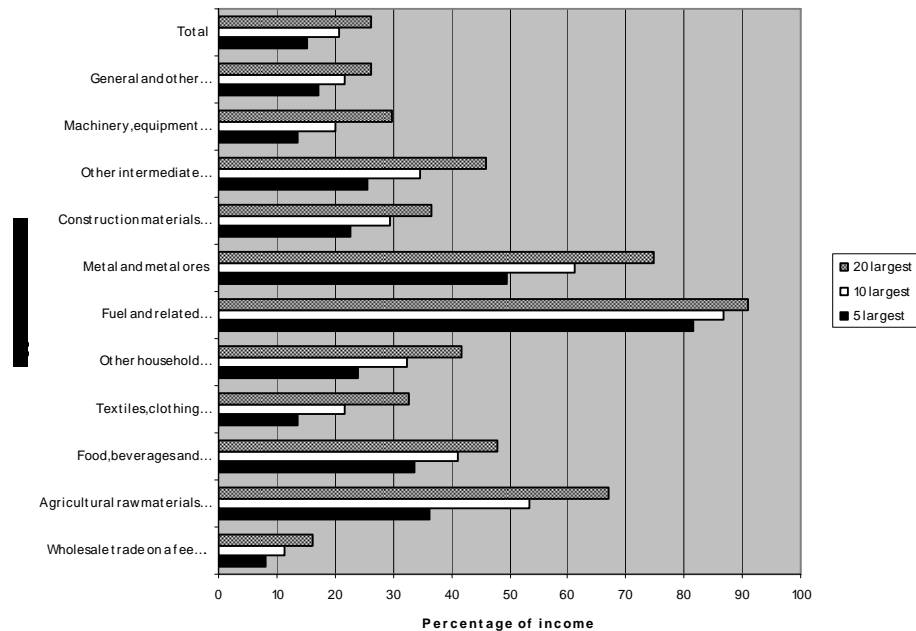
Analysis of income by enterprise size indicates that Large enterprises (those with turnover greater than R64 million) earned 73,0% (or R387 623 million) of the total income (Figure 3).



The large enterprises are particularly dominant in 'Fuels and related products' and in 'Metal and metal ores'. Small and micro enterprises contributed more than 50% of total income in 'Wholesale trade on a fee or contract basis' (Figure 4).

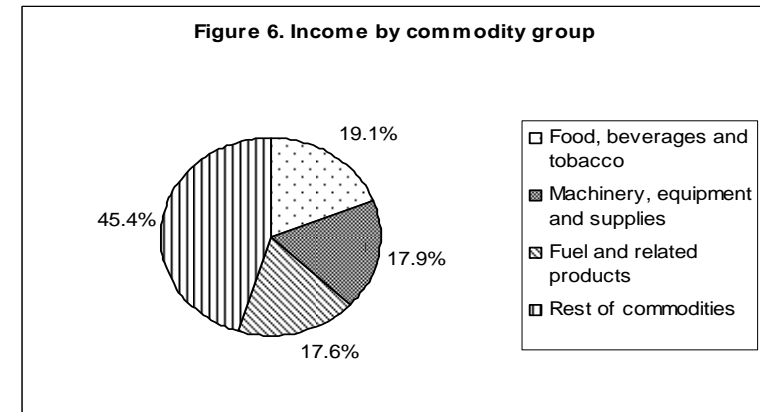
### 3.1.3 Extent of concentration

Figure 5: Concentration ratios in the Wholesale trade industry



The 20 largest enterprises contributed 26,3% of the total income of the wholesale trade sector (Figure 5). The contribution of the five largest enterprises ranges from 8,0% of total income in this industry for 'Wholesale trade on a fee or contract basis' to 81,6% for 'Fuels and related products'.

### 3.1.4. Income (Value traded) by commodity



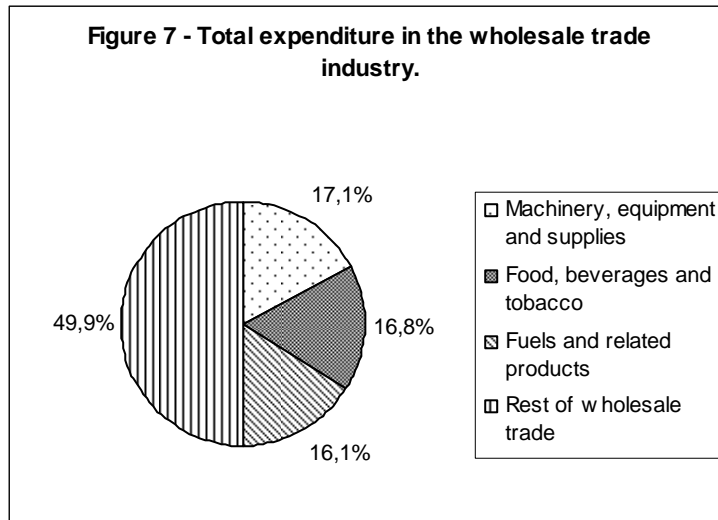
The commodity group with the largest value of sales was 'Food, beverages and tobacco' with R96 052 million (19,1%) (Figure 6), followed by 'Machinery, equipment and supplies' with R90 055 million (17,9%) and 'Fuels and related products' with R88 830 million (17,6%).

The commodity which contributed most to income from sales was 'Petroleum and petroleum products' with R81 125 million (16,1%) (Table B), followed by 'Grain and seeds' with R22 831 million (4,5%), 'Computers and related equipment' with R21 491 million (4,3%) and 'Industrial machinery, equipment and supplies' with R15 963 million (3,2%).

Table B - Income by commodity group

Commodity	Value	%
	R million	
Agricultural raw materials and livestock	32 858	6,5
Food, beverages and tobacco	96 052	19,1
Textiles, clothing and footwear	16 215	3,2
Household furniture, appliances, articles and equipment	72 221	14,3
Other household goods	14 849	2,9
Fuels and related products	88 830	17,6
Metal and metal ores	20 911	4,1
Hardware and construction materials	48 674	9,7
Other intermediate products, waste and scrap	23 361	4,6
Machinery, equipment and supplies	90 055	17,9
Other	21	0,0
<b>Total</b>	<b>504 051</b>	<b>100,0</b>

### 3.2 Expenditure



The total expenditure for the wholesale trade industry in 2005 was R511 743 million. Expenditure by type of wholesaler was highly correlated with income, and as for income the three largest contributors were 'Machinery, equipment and supplies' (R87 725 million or 17,1%), 'Food, beverages and tobacco' (R86 151 million or 16,8%) and 'Fuels and related products' (R82 461 million or 16,1%) (Figure 7).

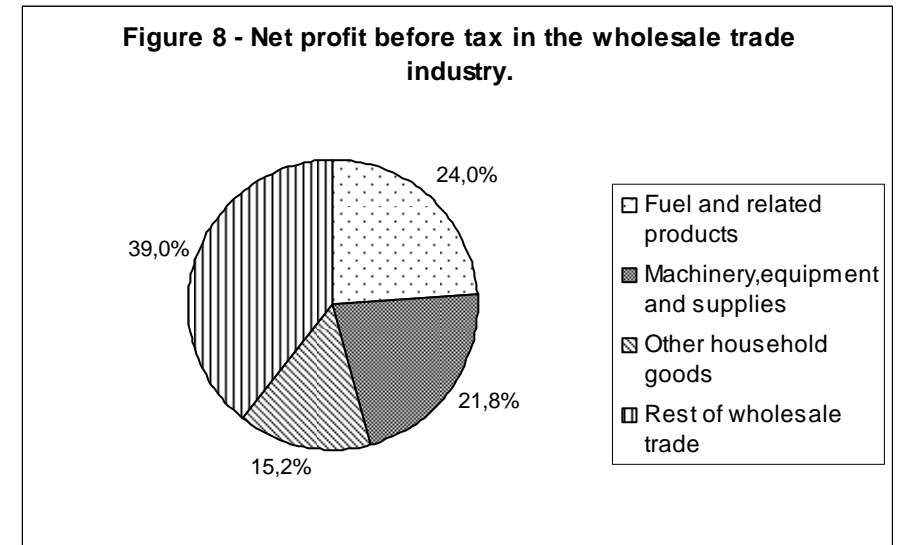
#### 3.2.1 Composition of expenditure

The total expenditure was primarily made up of purchases (R411 443 million or 80,5%), followed by salaries and wages (R37 322 million or 7,3%).

#### 3.2.2 Salaries and wages

Gross salaries and wages paid to employees in 2005 amounted to R37 322 million. Employees employed in 'Machinery, equipment and supplies' accounted for the largest proportion of salaries and wages paid (R12 091 million or 32,4%), followed by 'Other household goods' (R5 586 million or 15,1%), 'General and other wholesale trade' (R4 907 million or 12,9%) and 'Food, beverages and tobacco' (R3 673 million or 9,9%).

### 3.3 Net profit before tax



Net profit before tax is computed as income plus closing stocks minus expenditure minus opening stocks. For 2005, net profit before tax was R25 180 million. The largest contributor to the net profit before tax was 'Fuels and related products' (R6 038 million or 24,0%), followed by 'Machinery, equipment and supplies' (R5 477 million or 21,8%) and 'Other household goods' (R3 834 million or 15,2%) (Figure 8).

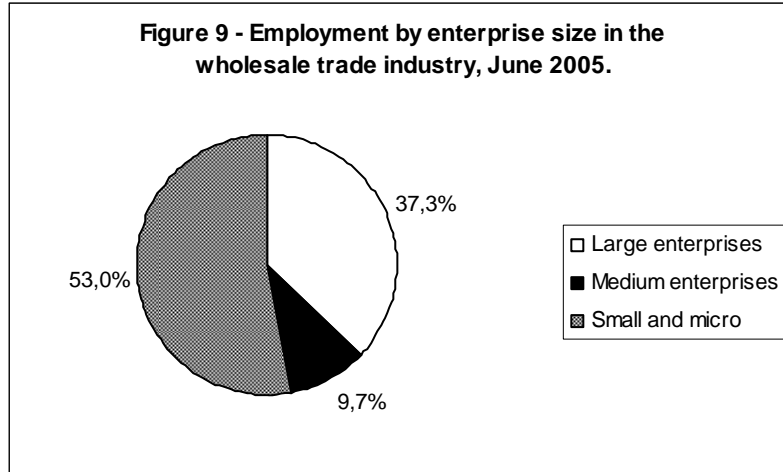
#### 3.4 Profit margin

The profit margin (net profit before tax as a percentage of turnover) for the wholesale trade industry was 3,5%. Wholesalers trading in 'Fuels and related products' had the highest profit margin at 5,9%, followed by 'Textiles, clothing and footwear' at 5,8% and 'Construction materials and hardware' at 5,3%.

#### 3.5 Employment

The total number of persons employed in the wholesale trade industry at end June 2005 was 424 560. 'Machinery, equipment and supplies' employed the largest number of persons (85 809 or 20,3%), followed by 'Food, beverages and tobacco' (82 585 or 19,4%), 'General and other wholesale trade' (79 156 or 18,3%), and 'Other household goods' (47 706 or 11,4%).

### 3.5.1 Employment by enterprise size



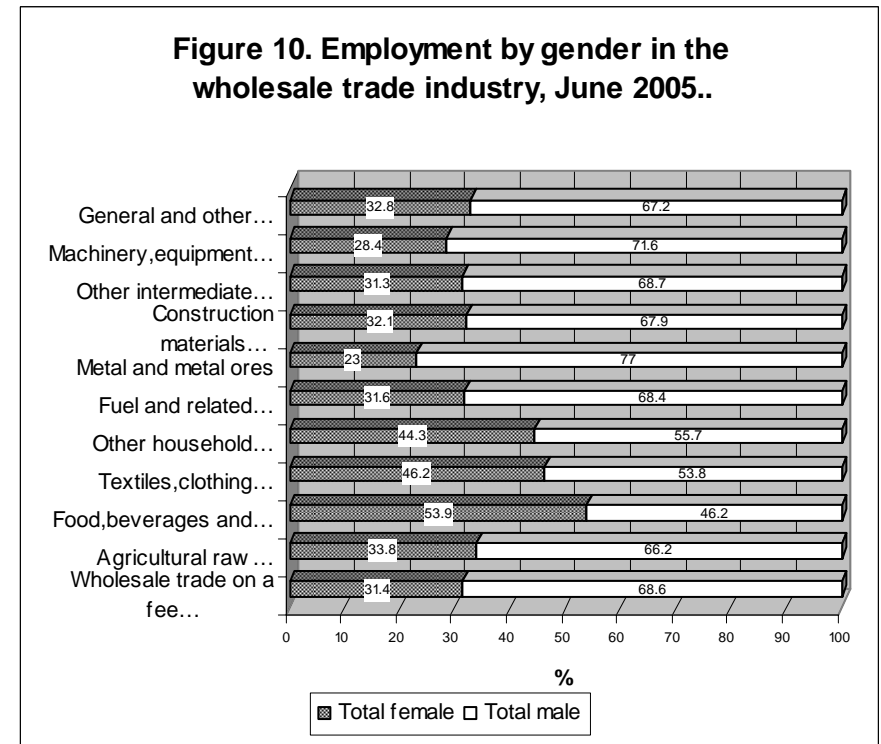
Although they earned less than 30% of the income, medium, small and micro enterprises (those with annual turnover between R0,3 million and R64 million) employed 62,7% (266 002 workers) of the workers in the industry (Figure 9).

The mean income generated per person employed was R1,3 million, ranging from R0,5 million in 'Wholesale trade on a fee or contract basis' to R13,1 million in 'Fuels and related products'.

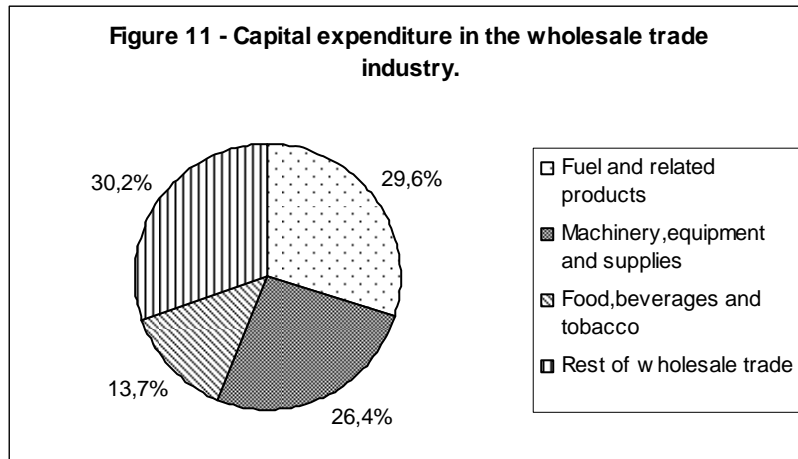
### 3.5.2 Employment by gender

The proportion of females in the workforce was 37,1%, ranging from 22,9% in 'Metals and metal ores' to 53,9% in 'Food, beverages and tobacco' (Figure 10).

Permanent employees made up 75,0% of the workforce. In large enterprises, 68,1% of employees were permanent, while in medium, small and micro enterprises 78,8% were permanent.



### 3.6 Capital expenditure on new assets



Capital expenditure on new assets amounted to R7 906 million. The largest capital expenditure on new assets was by wholesalers of 'Fuel and related products' (R2 344 million or 29,6%) followed by 'Machinery, equipment and supplies' (R2 090 million or 26,4%), 'Food, beverages and tobacco' (R1 085 million or 13,7%) and 'General and other wholesale' (R745 million or 9,5%) (Figure 11). The largest expenditure was on 'Plant, machinery and equipment' (R3 957 million or 50,4%) followed by 'Land, buildings and construction' (R1 766 million or 22,1%).

## Tables

Table 1 - Principal statistics in the wholesale trade industry, 2005

Type of wholesaler	Total income	Total expenditure	Total value of opening inventory	Total value of closing inventory	Net profit before tax	Book value of fixed assets at the beginning of the year	Book value of fixed assets at the end of the year	Capital expenditure on new assets	Profit margin
	R million								%
Wholesale trade on a fee or contract basis	16 033	15 365	722	1 176	1 122	1 118	1 224	307	5,0
Agricultural raw materials and livestock	33 034	31 895	3 177	2 741	702	1 113	1 045	152	1,6
Food, beverages and tobacco	88 173	86 151	5 488	4 604	1 139	3 259	3 620	1 085	0,8
Textiles, clothing and footwear	15 537	14 745	2 048	2 346	1 090	443	514	147	5,8
Other household goods	79 750	76 262	7 279	7 626	3 834	3 136	3 003	497	3,3
Fuels and related products	86 656	82 461	3 457	5 402	6 140	5 679	6 377	2 344	5,9
Metals and metal ores	16 723	16 293	1 372	1 991	1 050	618	653	132	5,1
Construction materials, hardware, plumbing and heating equipment and supplies	35 871	34 034	3 699	4 395	2 533	1 169	1 468	270	5,3
Other intermediate products, waste and scrap	18 515	18 112	1 694	2 089	798	1 106	1 166	137	3,2
Machinery, equipment and supplies	91 744	87 725	9 810	11 267	5 477	5 242	5 431	2 090	4,2
General and other wholesale trade	48 832	48 699	3 731	4 995	1 397	2 758	2 884	745	2,0
<b>Total</b>	<b>530 868</b>	<b>511 742</b>	<b>42 477</b>	<b>48 632</b>	<b>25 282</b>	<b>25 641</b>	<b>27 385</b>	<b>7 906</b>	<b>3,5</b>

Table 2 - Income in the wholesale trade industry, 2005

Type of wholesaler	Income from sales of goods	Income from services rendered	Interest received	Dividends received	Net profit on foreign loans	Income from rental of land, buildings and other structures	Income from leasing and hiring of plant, machinery, equipment and vehicles	Other income	Total
	R million								
Wholesale trade on a fee or contract basis	13 376	2 262	65	76	6	19	12	216	16 033
Agricultural raw materials and livestock	30 765	1 144	389	42	88	17	2	587	33 034
Food, beverages and tobacco	85 159	965	229	60	24	76	13	1 645	88 173
Textiles, clothing and footwear	15 179	60	65	5	11	104	0	113	15 537
Other household goods	77 239	779	274	66	130	8	5	1 249	79 750
Fuels and related products	85 814	38	147	97	22	232	0	304	86 656
Metals and metal ores	16 356	166	28	2	18	6	0	147	16 723
Construction materials, hardware, plumbing and heating equipment and supplies	34 767	370	138	4	91	2	2	497	35 871
Other intermediate products, waste and scrap	17 940	104	125	8	35	3	1	299	18 515
Machinery, equipment and supplies	82 100	6 391	493	39	114	420	721	1 465	91 744
General and other wholesale trade	45 355	2 719	273	39	34	13	5	395	48 832
<b>Total</b>	<b>504 050</b>	<b>14 998</b>	<b>2 226</b>	<b>438</b>	<b>573</b>	<b>900</b>	<b>761</b>	<b>6 917</b>	<b>530 868</b>

Table 3 - Income by enterprise size in the wholesale trade industry, 2005

Type of wholesaler	Large	Medium	Small and Micro*	Total
	R million			
Wholesale trade on a fee or contract basis	3 063	4 099	8 870	16 032
Agricultural raw materials and livestock	29 033	1 837	2 164	33 034
Food, beverages and tobacco	73 149	5 429	9 595	88 173
Textiles, clothing and footwear	8 025	2 079	5 433	15 537
Other household goods	62 902	4 720	12 128	79 750
Fuels and related products	83 431	1 401	1 824	86 656
Metals and metal ores	15 402	894	427	16 723
Construction materials, hardware, plumbing and heating equipment and supplies	20 387	5 681	9 803	35 871
Other intermediate products, waste and scrap	14 137	1 416	2 962	18 515
Machinery, equipment and supplies	59 265	7 929	24 551	91 745
General and other wholesale trade	18 829	5 685	24 318	48 832
<b>Total</b>	<b>387 623</b>	<b>41 170</b>	<b>102 075</b>	<b>530 868</b>

- \* **Note:** Small and Micro enterprises are combined throughout this report because the separate values are too small for analysis in some cells.



Table 4 - Concentration ratios in the wholesale trade industry, 2005

Type of wholesaler	Total income	Contribution of 5 largest enterprises	Income of 5 largest	Contribution of 10 largest enterprises	Income of 10 largest	Contribution of 20 largest enterprises	Income of 20 largest
	R million	%	R million	%	R million	%	R million
Wholesale trade on a fee or contract basis	16 033	8,0	1 289	11,3	1 812	16,3	2 607
Agricultural raw materials and livestock	33 034	36,2	11 955	53,5	17 667	66,9	22 106
Food, beverages and tobacco	88 173	33,6	29 650	41,0	36 187	48,0	42 339
Textiles, clothing and footwear	15 537	13,7	2 135	21,7	3 373	32,7	5 084
Other household goods	79 750	24,1	19 257	32,3	25 763	41,9	33 430
Fuels and related products	86 656	81,6	70 674	86,7	75 167	91,1	78 927
Metals and metal ores	16 723	49,5	8 283	61,1	10 212	74,6	12 480
Construction materials, hardware, plumbing and heating equipment and supplies	35 871	22,7	8 156	29,3	10 516	36,6	13 116
Other intermediate products, waste and scrap	18 515	25,5	4 722	34,5	6 396	46,0	8 519
Machinery, equipment and supplies	91 744	13,6	12 479	20,2	18 506	29,8	27 364
General and other wholesale trade	48 832	17,3	8 425	21,8	10 648	26,3	12 830
All types of wholesaler	530 868	15,2	80 676*	20,6	109 198*	26,3	139 512*

\*Note: These figures are not the column totals, but the sum of incomes of the (5, 10 or 20) largest enterprises of any type.

Table 5 - Expenditure in the wholesale trade industry, 2005

Type of wholesaler	Purchases of goods for resale	Other purchases	Total purchases	Salaries and wages	Advertising	Interest paid	Depreciation	Rental of land and buildings	Motor vehicle running expenditure
	R million								
Wholesale trade on a fee or contract basis	9 276	764	10 040	2 420	101	150	233	186	242
Agricultural raw materials and livestock	26 718	643	27 361	1 522	39	451	130	74	59
Food, beverages and tobacco	72 431	1 361	73 792	3 673	798	507	886	548	417
Textiles, clothing and footwear	9 787	1 120	10 907	1 261	120	190	106	164	101
Other household goods	57 728	1 173	58 902	5 569	1 564	563	550	614	363
Fuels and related products	56 581	17 984	74 564	1 159	124	760	916	155	132
Metals and metal ores	12 628	1 779	14 407	668	9	225	101	83	94
Construction materials, hardware, plumbing and heating equipment and supplies	26 032	684	26 716	2 949	112	235	277	347	395
Other intermediate products, waste and scrap	14 185	694	14 880	1 103	32	206	103	85	113
Machinery, equipment and supplies	61 002	1 662	62 663	12 091	600	1 119	919	829	785
General and other wholesale trade	34 316	2 895	37 212	4 907	236	538	588	543	503
<b>Total</b>	<b>380 684</b>	<b>30 759</b>	<b>411 444</b>	<b>37 322</b>	<b>3 735</b>	<b>4 944</b>	<b>4 809</b>	<b>3 628</b>	<b>3 204</b>

Table 5 - Expenditure in the wholesale trade industry, 2005 (continued)

Type of wholesaler	Banking	Entertainment	Insurance	Railage and transport out	Leasing & hiring of plant and equipment	Telecommunication	Travelling	Repair and maintenance
	R million							
Wholesale trade on a fee or contract basis	48	36	85	349	39	193	153	51
Agricultural raw materials and livestock	24	12	74	611	37	37	56	107
Food, beverages and tobacco	157	42	189	302	195	133	85	485
Textiles, clothing and footwear	32	22	71	63	52	64	85	32
Other household goods	117	75	227	588	276	258	288	185
Fuels and related products	33	12	590	646	44	222	54	277
Metals and metal ores	18	11	38	44	9	19	19	52
Construction materials, hardware, plumbing and heating equipment and supplies	72	46	148	109	121	161	84	97
Other intermediate products, waste and scrap	20	12	54	118	39	38	43	78
Machinery, equipment and supplies	255	166	355	242	221	452	337	215
General and other wholesale trade	107	67	183	154	577	284	209	132
<b>Total</b>	<b>883</b>	<b>501</b>	<b>2 014</b>	<b>3 226</b>	<b>1 610</b>	<b>1 861</b>	<b>1 413</b>	<b>1 711</b>

Table 5 - Expenditure in the wholesale trade industry, 2005 (continued)

Type of wholesaler	Skills levy	Losses on sales or revaluation of assets or investments	Losses on redemption or revaluation of liabilities	Postage	Royalties	Security	Water and electricity	Paper, printing and stationery
	R million							
Wholesale trade on a fee or contract basis	16	51	21	16	2	12	22	69
Agricultural raw materials and livestock	4	46	18	25	21	53	52	32
Food, beverages and tobacco	7	132	71	112	66	133	163	91
Textiles, clothing and footwear	6	17	42	46	99	37	28	32
Other household goods	13	76	131	164	288	102	128	134
Fuels and related products	2	74	10	19	32	312	20	24
Metals and metal ores	2	7	18	10	38	14	12	14
Construction materials, hardware, plumbing and heating equipment and supplies	11	21	7	23	10	46	57	62
Other intermediate products, waste and scrap	5	26	55	28	10	12	22	24
Machinery, equipment and supplies	42	233	161	179	468	100	115	238
General and other wholesale trade	10	42	56	43	26	67	89	157
<b>Total</b>	<b>118</b>	<b>725</b>	<b>590</b>	<b>665</b>	<b>1 060</b>	<b>888</b>	<b>708</b>	<b>877</b>

Table 5 - Expenditure in the Wholesale Trade industry, 2005 (Concluded)

Type of wholesaler	Property tax	Regional services*	Severance payments	Sub-contractors	External training	Customs and excise	Other	Total
	R million							
Wholesale trade on a fee or contract basis	8	26	2	11	16	13	754	15 365
Agricultural raw materials and livestock	11	32	2	13	3	19	970	31 895
Food, beverages and tobacco	42	109	4	30	17	861	2 104	86 151
Textiles, clothing and footwear	1	26	5	1	5	109	1 021	14 745
Other household goods	61	116	24	113	23	237	4 513	76 262
Fuels and related products	40	63	4	218	8	396	1 551	82 461
Metals and metal ores	2	25	1	0	2	2	349	16 293
Construction materials, hardware, plumbing and heating equipment and supplies	8	48	6	13	10	257	1 586	34 034
Other intermediate products, waste and scrap	11	27	1	1	3	93	870	18 112
Machinery, equipment and supplies	15	148	7	157	29	85	4 499	87 725
General and other wholesale trade	26	70	9	12	19	124	1 709	48 699
<b>Total</b>	<b>225</b>	<b>690</b>	<b>65</b>	<b>569</b>	<b>135</b>	<b>2 196</b>	<b>19 926</b>	<b>511 742</b>

\* **Note:** Regional services levies were discontinued in 2006.

Table 6 - Book value of assets at the end of the year in the wholesale trade industry, 2005

Type of wholesaler	Land	Residential buildings	Non residential buildings	Construction works, roads etc	Computers and IT equipment	Transport equipment	Plant, machinery and equipment	Fixed assets: computer software	Intangible fixed assets	Intangible non-produced assets	Total
	R million										
Wholesale trade on a fee or contract basis	52	13	186	0	60	515	206	4	15	174	1 225
Agricultural raw materials and livestock	113	77	419	1	51	122	210	5	4	43	1 045
Food, beverages and tobacco	88	693	487	67	133	380	1 053	36	85	598	3 620
Textiles, clothing and footwear	2	5	37	0	29	190	102	9	48	93	515
Other household goods	56	186	419	3	175	335	823	42	151	813	3 003
Fuels and related products	388	4	1 686	658	49	303	2 665	44	412	167	6 376
Metals and metal ores	20	1	146	0	15	60	347	5	6	54	654
Construction materials, hardware, plumbing and heating equipment and supplies	123	50	66	10	61	509	302	13	44	288	1 466
Other intermediate products, waste and scrap	32	19	130	7	57	128	239	26	4	524	1 166
Machinery, equipment and supplies	122	97	445	1	301	1 434	2 316	101	34	580	5 431
General and other wholesale trade	59	89	715	2	71	861	845	51	8	182	2 883
<b>Total</b>	<b>1 055</b>	<b>1 234</b>	<b>4 736</b>	<b>749</b>	<b>1 002</b>	<b>4 837</b>	<b>9 108</b>	<b>336</b>	<b>811</b>	<b>3 516</b>	<b>27 384</b>

Table 7 - Capital expenditure on new assets in the wholesale trade industry, 2005

Type of wholesaler	Land, buildings and construction	Computer equipment and software	Vehicles	Plant, machinery and equipment	Other	Total
	R million					
Wholesale trade on a fee or contract basis	21	32	171	81	2	307
Agricultural raw materials and livestock	28	35	38	47	4	152
Food, beverages and tobacco	516	62	113	343	50	1 085
Textiles, clothing and footwear	12	12	42	31	49	147
Other household goods	22	72	148	205	49	497
Fuels and related products	783	36	206	1 294	25	2 344
Metals and metal ores	23	7	17	79	6	132
Construction materials, hardware, plumbing and heating equipment and supplies	35	25	92	104	15	270
Other intermediate products, waste and scrap	38	13	16	58	11	137
Machinery, equipment and supplies	185	188	346	1 310	62	2 090
General and other wholesale trade	103	33	164	405	40	745
<b>Total</b>	<b>1 766</b>	<b>515</b>	<b>1 353</b>	<b>3 957</b>	<b>313</b>	<b>7 906</b>

Table 8 - Assets in the wholesale trade industry, 2005

Type of wholesaler	Current					Non-current				Total assets
	Bank	Debtors	Inventory	Other	Total current assets	Fixed non-current assets	Long-term investment	Other	Total non-current assets	
	R million									
Wholesale trade on a fee or contract basis	1 003	2 462	1 176	140	4 781	1 066	185	387	1 797	6 601
Agricultural raw materials and livestock	582	5 103	2 741	969	9 394	1 003	964	523	2 532	11 926
Food, beverages and tobacco	1 798	7 920	4 604	646	14 969	3 406	1 020	1 322	5 962	20 931
Textiles, clothing and footwear	747	2 407	2 346	266	5 766	407	158	266	938	6 704
Other household goods	3 382	9 060	7 626	2 055	22 123	2 469	852	783	4 638	26 761
Fuels and related products	1 423	9 728	5 402	849	17 402	6 289	1 574	1 503	9 455	26 857
Metals and metal ores	301	2 597	1 991	154	5 043	600	624	23	1 300	6 343
Construction materials, hardware, plumbing and heating equipment and supplies	1 953	5 003	4 395	273	11 622	1 181	667	549	2 684	14 306
Other intermediate products, waste and scrap	647	3 573	2 089	338	6 647	1 090	182	336	1 684	8 331
Machinery, equipment and supplies	5 836	14 466	11 267	3 188	34 758	4 989	1 988	2 095	9 513	44 271
General and other wholesale trade	2 611	5 477	4 995	1 261	14 344	2 732	637	1 892	5 412	19 756
<b>Total</b>	<b>20 283</b>	<b>67 796</b>	<b>48 632</b>	<b>10 139</b>	<b>146 849</b>	<b>25 232</b>	<b>8 851</b>	<b>9 679</b>	<b>45 915</b>	<b>192 764</b>



Table 9 - Liabilities in the wholesale trade industry, 2005

Type of wholesaler	Current				Non-current			Owners' equity	Total liabilities
	Creditors	Overdraft	Other	Total current liabilities	Long-term loan	Other	Total non-current liabilities		
	R million								
Wholesale trade on a fee or contract basis	2 371	382	753	3 507	810	501	1 312	1 760	6 579
Agricultural raw materials and livestock	3 569	828	1 805	6 202	1 092	538	1 629	4 094	11 925
Food, beverages and tobacco	8 906	1 789	1 837	12 532	3 389	2 656	6 046	2 353	20 931
Textiles, clothing and footwear	2 428	299	598	3 325	1 400	303	1 703	1 676	6 704
Other household goods	8 190	796	3 608	12 594	3 409	1 053	4 462	9 706	26 762
Fuels and related products	9 684	108	1 789	11 580	6 109	1 710	7 819	7 458	26 857
Metals and metal ores	2 194	1 340	543	4 078	654	122	777	1 489	6 344
Construction materials, hardware, plumbing and heating equipment and supplies	5 037	656	1 085	6 778	1 453	997	2 451	5 077	14 306
Other intermediate products, waste and scrap	2 932	793	1 488	5 213	986	218	1 204	1 914	8 331
Machinery, equipment and supplies	15 279	1 528	5 156	21 964	7 472	908	8 380	13 928	44 272
General and other wholesale trade	6 622	1 533	1 564	9 718	2 563	923	3 485	6 553	19 756
<b>Total</b>	<b>67 212</b>	<b>10 052</b>	<b>20 226</b>	<b>97 491</b>	<b>29 337</b>	<b>9 929</b>	<b>39 268</b>	<b>56 008</b>	<b>192 767</b>

Table 10 - Company tax and dividends in the wholesale trade industry, 2005

Type of wholesaler	Company tax	Cash dividends	Other dividends
	R million		
Wholesale trade on a fee or contract basis	334	244	1
Agricultural raw materials and livestock	181	276	1
Food, beverages and tobacco	480	774	1
Textiles, clothing and footwear	196	22	0
Other household goods	1 287	518	0
Fuels and related products	964	241	0
Metals and metal ores	210	47	5
Construction materials, hardware, plumbing and heating equipment and supplies	688	526	54
Other intermediate products, waste and scrap	229	82	0
Machinery, equipment and supplies	1 723	759	12
General and other wholesale trade	458	666	26
<b>Total</b>	<b>6 750</b>	<b>4 155</b>	<b>100</b>

Table 11 - Employment in the wholesale trade industry at the end of June 2005

Type of wholesaler	Female employees	Male employees	Permanent employees	Casual employees	Total employees	Income per person employed (R million)
Wholesale trade on a fee or contract basis	11 030	24 132	32 746	2 416	35 162	0,5
Agricultural raw materials and livestock	4 169	8 177	11 471	875	12 346	2,7
Food, beverages and tobacco	44 474	38 111	71 156	11 429	82 585	1,1
Textiles, clothing and footwear	7 264	8 469	14 682	1 051	15 733	1,0
Other household goods	21 114	26 592	44 530	3 176	47 706	1,7
Fuels and related products	2 084	4 510	6 420	174	6 594	13,1
Metals and metal ores	1 292	4 336	5 515	113	5 628	3,0
Construction materials, hardware, plumbing and heating equipment and supplies	13 778	29 121	41 934	965	42 899	0,8
Other intermediate products, waste and scrap	3 426	7 516	9 762	1 180	10 942	1,7
Machinery, equipment and supplies	24 398	61 411	84 962	847	85 809	1,1
General and other wholesale trade	25 978	53 178	71 270	7 886	79 156	0,6
<b>Total</b>	<b>159 007</b>	<b>265 553</b>	<b>394 448</b>	<b>30 112</b>	<b>424 560</b>	<b>1,3</b>

**Note:** The data for the number of employees was provided for the last pay period ended on or before 30 June 2005.

Table 11a - Employment by large enterprises in the wholesale trade industry, 2005

Type of wholesaler	Female	Male	Total
Wholesale trade on a fee or contract basis	2 583	2 596	5 179
Agricultural raw materials and livestock	3 029	6 066	9 095
Food, beverages and tobacco	11 280	20 721	31 991
Textiles, clothing and footwear	2 121	2 375	4 496
Other household goods	11 278	13 251	24 529
Fuels and related products	1 462	2 928	4 390
Metals and metal ores	1 091	3 840	4 931
Construction materials, hardware, plumbing and heating equipment and supplies	3 803	10 614	14 417
Other intermediate products, waste and scrap	1 732	3 640	5 372
Machinery, equipment and supplies	12 967	29 067	42 034
General and other wholesale trade	4 562	7 562	12 124
<b>Total</b>	<b>55 908</b>	<b>102 660</b>	<b>158 558</b>

Table 11b - Employment by medium enterprises in the wholesale trade industry, 2005

Type of wholesaler	Female employees	Male employees	Total
Wholesale trade on a fee or contract basis	860	1 437	2 297
Agricultural raw materials and livestock	341	732	1 073
Food, beverages and tobacco	9 320	2 720	12 040
Textiles, clothing and footwear	1 031	1 122	2 153
Other household goods	3 250	2 127	5 377
Fuels and related products	140	326	466
Metals and metal ores	123	248	371
Construction materials, hardware, plumbing and heating equipment and supplies	1 604	2 934	4 538
Other intermediate products, waste and scrap	281	1 310	1 591
Machinery, equipment and supplies	2 346	4 691	7 037
General and other wholesale trade	1 701	2 480	4 181
<b>Total</b>	<b>20 997</b>	<b>20 127</b>	<b>41 124</b>

Table 11c - Employment by small and micro enterprises in the wholesale trade industry, 2005

Type of wholesaler	Female employees	Male employees	Total
Wholesale trade on a fee or contract basis	7 587	20 099	27 686
Agricultural raw materials and livestock	798	1 380	2 178
Food, beverages and tobacco	23 879	14 676	38 555
Textiles, clothing and footwear	4 112	4 972	9 084
Other household goods	6 586	11 214	17 800
Fuels and related products	482	1 256	1 738
Metals and metal ores	78	248	326
Construction materials, hardware, plumbing and heating equipment and supplies	8 372	15 572	23 944
Other intermediate products, waste and scrap	1 412	2 566	3 978
Machinery, equipment and supplies	9 085	27 653	36 738
General and other wholesale trade	19 715	43 136	62 851
<b>Total</b>	<b>82 106</b>	<b>142 772</b>	<b>224 878</b>

Table 12 - Details of sales by commodity in the wholesale trade industry, 2005

code	Commodity	R million	%
61210-1	Grain and seeds	22 831	4,5
61210-3	Flowers and plants	59	0,0
61210-4	Unprocessed tobacco	71	0,0
61210-5	Hides and skins	1 421	0,3
61210-6	Agricultural materials	5 766	1,1
61210-7	Livestock	2 710	0,5
<b>61210</b>	<b>Total: Agricultural raw materials and livestock</b>	<b>32 858</b>	<b>6,5</b>
61221-1	Fruit and vegetables	9 690	1,9
61221-2	Meat and meat products	15 081	3,0
61221-3	Fish and seafood products	2 871	0,6
61221-4	Dairy products	10 415	2,1
61221-5	Eggs and egg products	3 154	0,6
61221-6	Edible oils and fat of animal or vegetable origin	4 675	0,9
61221-7	Bakery products	3 563	0,7
61221-8	Sugar, cocoa, chocolate and snacks	5 745	1,1
61221-9	Coffee, tea and spices	4 837	1,0
61221-10	Other food products	5 650	1,1
61222-1	Wine	2 587	0,5
61222-2	Other alcoholic beverages	11 959	2,4
61222-3	Non-alcoholic beverages	3 657	0,7
61223-1	Tobacco and tobacco products	12 168	2,4
<b>6122</b>	<b>Total: Food, beverages and tobacco</b>	<b>96 052</b>	<b>19,1</b>

Table 12 - Details of sales by commodity in the wholesale trade industry, 2005 (continued)

code	Commodity	R million	%
61310-7	Yarn and thread	903	0,2
61310-8	Woven fabrics	1 471	0,3
61310-9	Household linen	727	0,1
61310-10	Haberdashery	1 006	0,2
61310-1	Men's and boys' clothing	3 415	0,7
61310-2	Men's and boys' accessories	361	0,1
61310-3	Women's and girls' clothing	2 821	0,6
61310-4	Women's and girls' accessories	880	0,2
61310-5	Infants' and children's clothing and accessories	1 216	0,2
61310-11	Men's and boys' footwear	1 440	0,3
61310-12	Women's and girls' footwear	669	0,1
61310-13	Infants' and children's footwear	155	0,0
61310-14	Sport footwear	1 151	0,2
<b>61310</b>	<b>Total: Textiles, clothing and footwear</b>	<b>16 215</b>	<b>3,2</b>



Table 12- Details of sales by commodity in the wholesale trade industry, 2005 (continued)

code	Commodity	R million	%
61391-1	Household furniture	3 230	0,6
61391-2	Household appliances	7 980	1,6
61391-3	Sound and visual apparatus	1 853	0,4
61391-4	Household requisites	1 737	0,3
61391-5	Musical records, audio and video tapes, compact discs and dvds	2 335	0,5
61392-1	Books	491	0,1
61392-2	Newspapers, magazines and periodicals	145	0,0
61392-3	Stationery	1 477	0,3
61392-4	Postcards and greeting cards	152	0,0
61392-5	Advertising material and commercial catalogues	14	0,0
61392-6	Paper and paperboard	3 881	0,8
61393-1	Precious stones	13 768	2,7
61393-2	Jewellery, silverware and medals	644	0,1
61393-3	Watches and clocks	148	0,0
61394-1	Pharmaceuticals	12 638	2,5
61394-2	Medical goods	9 537	1,9
61394-3	Cosmetics and toiletries	10 007	2,0
61394-4	Surgical	2 184	0,4
<b>6139</b>	<b>Total: Household furniture, appliances, articles and equipment</b>	<b>72 221</b>	<b>14,3</b>

Table 12 - Details of sales by commodity in the wholesale trade industry, 2005 (continued)

code	Commodity	R million	%
61399-1	Photographic and optical goods	1 392	0,3
61399-2	Games and toys	431	0,1
61399-3	Bicycles and their parts and accessories	157	0,0
61399-4	Musical instruments, tapes and recordings	148	0,0
61399-5	Sports goods and entertainment requisites	790	0,2
61399-6	Hockey, baseball, football, soccer, volleyball and basketball equipment and supplies	63	0,0
61399-8	Golf equipment and accessories	88	0,0
61399-9	Exercise and fitness equipment	2	0,0
61399-10	Other sporting goods	240	0,0
61399-11	Luggage and travel accessories	256	0,1
61399-12	Garden products, equipment and lawnmowers	514	0,1
61399-13	Lighting equipment	509	0,1
61399-14	Cleaning materials	906	0,2
61399-15	Telephones	2 896	0,6
61399-16	Prepaid airtime	6 457	1,3
<b>61399</b>	<b>Total: Other household goods</b>	<b>14 849</b>	<b>2,9</b>
61410-1	Solid fuel	4 546	0,9
61410-2	Petroleum products	81 125	16,1
61410-3	Gaseous fuel	3 159	0,6
<b>61410</b>	<b>Total: Fuels and related products</b>	<b>88 830</b>	<b>17,6</b>
61420-1	Ferrous and non-ferrous metal ores	7 318	1,5
61420-3	Semi-finished metal products	6 044	1,2
61420-2	Metal in primary forms	5 417	1,1
61420-4	Other precious metals	2 132	0,4
<b>61420</b>	<b>Total: Metal and metal ores</b>	<b>20 911</b>	<b>4,1</b>

Table 12 - Details of sales by commodity in the wholesale trade industry, 2005 (continued)

code	Commodity	R million	%
61430-1	Construction materials	12 888	2,6
61430-2	Plumbing, heating, cooling and electrical equipment and supplies	6 033	1,2
61430-3	Hand tools and equipment for domestic and garden use	2 181	0,4
61430-4	Hardware	5 045	1,0
61430-5	Fitting and fixtures	2 141	0,4
61430-6	Paint, varnishes and lacquers	1 748	0,3
61430-7	Sanitary equipment and installation fittings	1 123	0,2
61430-8	Glassware and wooden ware	562	0,1
61430-9	Wallpaper and floor covering	2 766	0,5
61430-10	Electrical wiring, switch gear, circuit breakers and related materials	14 187	2,8
<b>61430</b>	<b>Total: Hardware and construction materials</b>	<b>48 674</b>	<b>9,7</b>
61490-1	Industrial chemicals	13 409	2,7
61490-2	Fertilisers and agrochemical products	5 270	1,0
61490-3	Plastic materials in primary form	1 992	0,4
61490-4	Rubber and rubber products	610	0,1
61490-5	Waste, scrap and materials for recycling	2 080	0,4
<b>61490</b>	<b>Total: Other intermediate products, waste and scrap</b>	<b>23 361</b>	<b>4,6</b>

Table 12 - Details of sales by commodity in the wholesale trade industry, 2005 (concluded)

code	Commodity	R million	%
61501-1	Office machinery, furniture and equipment	8 459	1,7
61501-2	Computer equipment	21 491	4,3
61501-3	Packaged computer software	4 537	0,9
61509-1	Agricultural machinery, equipment and supplies	7 956	1,6
61509-2	Forestry machinery, equipment and supplies	396	0,1
61509-3	Construction machinery, equipment and supplies	6 434	1,3
61509-4	Mining and oil and gas machinery, equipment and supplies	6 994	1,4
61509-5	Industrial machinery, equipment and supplies	15 963	3,2
61509-6	Electrical generators, motors and transformers, turbine and control panels	6 982	1,4
61509-7	Electronic equipment and components	7 531	1,5
61509-8	Industrial switchgear, circuitbreakers and materials	3 312	0,7
<b>6150</b>	<b>TOTAL: Machinery, equipment and supplies</b>	<b>90 055</b>	<b>17,9</b>
	Other	21	0,0
	<b>Total</b>	<b>504 051</b>	<b>100,0</b>

Table 13a – Commodity sales by type of wholesaler: Wholesale trade on a fee or contract basis

Code	Commodity	R million	%
61210	Agricultural raw materials and livestock	1 944	14,5
6122	Food, beverages and tobacco	2 864	21,4
61310	Textiles, clothing and footwear	247	1,9
6139	Household furniture, appliances, articles and equipment	822	6,1
61399	Other household goods	28	0,2
61410	Fuels and related products	757	5,7
61430	Hardware and construction materials	1 320	9,9
61490	Other intermediate products, waste and scrap	3 146	23,5
6150	Machinery, equipment and supplies	2 248	16,8
	<b>Total</b>	<b>13 376</b>	<b>100,0</b>

Table 13b - Commodities by type of wholesaler: Agricultural raw materials and livestock

Code	Commodity	R million	%
61210-1	Grain and seeds	18 033	58,6
61210-3	Flowers and plants	59	0,2
61210-4	Unprocessed tobacco	71	0,2
61210-5	Hides and skins	1 407	4,6
61210-6	Agricultural materials	5 362	17,4
61210-7	Livestock	1 477	4,8
<b>61210</b>	<b>Total: Agricultural raw materials and livestock</b>	<b>26 409</b>	<b>85,8</b>
<b>6122</b>	<b>Food, beverages and tobacco</b>	<b>646</b>	<b>2,1</b>
<b>61310</b>	<b>Textiles, clothing and footwear</b>	<b>160</b>	<b>0,5</b>
<b>6139</b>	<b>Household furniture, appliances, articles and equipment</b>	<b>536</b>	<b>1,7</b>
<b>61399</b>	<b>Other household goods</b>	<b>55</b>	<b>0,2</b>
<b>61410</b>	<b>Fuels and related products</b>	<b>594</b>	<b>1,9</b>
<b>61430</b>	<b>Hardware and construction materials</b>	<b>853</b>	<b>2,8</b>
<b>61490</b>	<b>Other intermediate products, waste and scrap</b>	<b>799</b>	<b>2,6</b>
<b>6150</b>	<b>Machinery, equipment and supplies</b>	<b>710</b>	<b>2,3</b>
	<b>Total</b>	<b>30 765</b>	<b>100,0</b>

Table 13c - Commodity sales by type of wholesaler: Wholesale trade in food, beverages and tobacco

Code	Commodities	R million	%
61221-1	Fruit and vegetables	6 076	7,1
61221-2	Meat and meat products	13 625	16,0
61221-3	Fish and seafood products	2 519	3,0
61221-4	Dairy products	9 945	11,7
61221-5	Eggs and egg products	2 716	3,2
61221-6	Edible oils and fat of animal or vegetable origin	3 911	4,6
61221-7	Bakery products	2 302	2,7
61221-8	Sugar, cocoa, chocolate and snacks	4 353	5,1
61221-9	Coffee, tea and spices	3 973	4,7
61221-10	Other food products	3 544	4,2
61222-1	Wine	2 552	3,0
61222-2	Other alcoholic beverages	11 694	13,7
61222-3	Non-alcoholic beverages	2 441	2,9
61223-1	Tobacco and tobacco products	10 641	12,5
<b>6122</b>	<b>Total: Food, beverages and tobacco</b>	<b>80 292</b>	<b>94,3</b>
<b>61210</b>	<b>Agricultural raw materials and livestock</b>	<b>348</b>	<b>0,4</b>
<b>6139</b>	<b>Household furniture, appliances, articles and equipment</b>	<b>2 342</b>	<b>2,8</b>
<b>61399</b>	<b>Other household goods</b>	<b>1 105</b>	<b>1,3</b>
	<b>Other</b>	<b>1 071</b>	<b>1,3</b>
	<b>Total</b>	<b>85 159</b>	<b>100,0</b>

Table 13d - Commodity sales by type of wholesaler: Wholesale trade in textiles, clothing and footwear

Code	Commodities	R million	%
61310-2	Yarn and thread	760	5,0
61310-3	Woven fabrics	1 378	9,1
61310-4	Household linen	529	3,5
61310-5	Haberdashery	997	6,6
61310-6	Men's and boys' clothing	3 011	19,8
61310-7	Men's and boys' accessories	247	1,6
61310-8	Women's and girls' clothing	2 430	16,0
61310-9	Women's and girls' accessories	680	4,5
61310-10	Infants' and children's clothing and accessories	675	4,4
61310-11	Men's and boys' footwear	1 199	7,9
61310-12	Women's and girls' footwear	551	3,6
61310-13	Infants' and children's footwear	138	0,9
61310-14	Sport footwear	1 121	7,4
61310	<b>TOTAL: Textiles, clothing and footwear</b>	<b>13 716</b>	<b>90,4</b>
6139	<b>Household furniture, appliances, articles and equipment</b>	<b>78</b>	<b>0,5</b>
61399	<b>Other household goods</b>	<b>280</b>	<b>1,8</b>
61430	<b>Hardware and construction materials</b>	<b>1 105</b>	<b>7,3</b>
	<b>Total</b>	<b>15 179</b>	<b>100,0</b>



Table 13e - Commodity sales by type of wholesaler: Wholesale trade in other household goods

Code	Commodities	R million	%
61210	Agricultural raw materials and livestock	32	0,0
61222	Food, beverages and tobacco	4 330	5,6
61310	Textiles, clothing and footwear	688	0,9
61391-1	Household furniture	2 338	3,0
61391-2	Household appliances	7 356	9,5
61391-3	Sound and visual apparatus	1 693	2,2
61391-4	Household requisites	812	1,1
61391-5	Musical records, audio and video tapes, compact discs and dvds	2 262	2,9
61392-1	Books	266	0,3
61392-2	Newspapers, magazines and periodicals	2	0,0
61392-3	Stationery	916	1,2
61392-4	Postcards and greeting cards	131	0,2
61392-6	Paper and paperboard	1 344	1,7
61393-1	Precious stones	12 813	16,6
61393-2	Jewellery, silverware and medals	505	0,7
61393-3	Watches and clocks	62	0,1
61394-1	Pharmaceuticals	10 713	13,9
61394-2	Medical goods	7 212	9,3
61394-3	Cosmetics and toiletries	5 766	7,5
61394-4	Surgical	1 955	2,5
6139	<b>Total: Household furniture, appliances, articles and equipment</b>	<b>56 146</b>	<b>72,7</b>

Table 13e - Commodity sales by type of wholesaler: Wholesale trade in other household goods (continued)

code	Commodity	R million	%
61399-1	Photographic and optical goods	1 212	1,6
61399-2	Games and toys	221	0,3
61399-3	Bicycles and their parts and accessories	150	0,2
61399-4	Musical instruments, tapes and recordings	145	0,2
61399-5	Sports goods and entertainment requisites	660	0,9
61399-6	Hockey, baseball, football, soccer, volleyball and basketball equipment and supplies	1	0,0
61399-8	Golf equipment and accessories	1	0,0
61399-10	Other sporting goods	3	0,0
61399-11	Luggage and travel accessories	229	0,3
61399-12	Lighting equipment	359	0,5
61399-13	Cleaning materials	17	0,0
61399-14	Telephones	2 754	3,6
61399-15	Prepaid airtime	6 003	7,8
61399	<b>Total: Other household goods</b>	<b>11 755</b>	<b>15,2</b>
61430	<b>Hardware and construction materials</b>	<b>1 695</b>	<b>2,2</b>
61490	<b>Other intermediate products, waste and scrap</b>	<b>161</b>	<b>0,2</b>
6150	<b>Machinery, equipment and supplies</b>	<b>2 429</b>	<b>3,1</b>
	<b>Total</b>	<b>77 239</b>	<b>100,0</b>

Table 13f - Commodity sales by type of wholesaler: Wholesale trade in fuels and related products

Code	Commodities	R million	%
<b>6139</b>	<b>Household furniture, appliances, articles and equipment</b>	<b>98</b>	<b>0,1</b>
61410-1	Solid fuel	2 976	3,5
61410-2	Petroleum products	80 211	93,5
61410-3	Gaseous fuel	2 261	2,6
<b>61410</b>	<b>Total: Fuels and related products</b>	<b>85 448</b>	<b>99,6</b>
<b>61430</b>	<b>Hardware and construction materials</b>	<b>179</b>	<b>0,2</b>
<b>61490</b>	<b>Other intermediate products, waste and scrap</b>	<b>90</b>	<b>0,1</b>
	<b>Total</b>	<b>85 814</b>	<b>100,0</b>

Table 13g - Commodity sales by type of wholesaler: Wholesale trade in metals and metal ores

Code	Commodities	R million	%
<b>61410</b>	<b>Fuels and related products</b>	<b>53</b>	<b>0,3</b>
61420-1	Ferrous and non-ferrous metal ores	5 757	35,2
61420-3	Semi-finished metal products	4 003	24,5
61420-2	Metal in primary forms	4 842	29,6
61420-4	Other precious metals	1 524	9,3
<b>61420</b>	<b>Total: Metal and metal ores</b>	<b>16 126</b>	<b>98,6</b>
<b>61430</b>	<b>Hardware and construction materials</b>	<b>15</b>	<b>0,1</b>
<b>61490</b>	<b>Other intermediate products, waste and scrap</b>	<b>163</b>	<b>1,0</b>
	<b>Total</b>	<b>16 356</b>	<b>100,0</b>

Table 13h - Commodity sales by type of wholesaler: Wholesale trade in construction materials, hardware, plumbing and heating equipment and supplies

Code	Commodities	R million	%
6122	Food, beverages and tobacco	71	0,2
61310	Textiles, clothing and footwear	72	0,2
6139	Household furniture, appliances, articles and equipment	1 160	3,3
61399	Other household goods	36	0,1
61420	Metal and metal ores	1 976	5,7
61430-1	Construction materials	10 197	29,3
61430-2	Plumbing, heating, cooling and electrical equipment and supplies	5 529	15,9
61430-3	Hand tools and equipment for domestic and garden use	1 121	3,2
61430-4	Hardware	2 331	6,7
61430-5	Fitting and fixtures	1 989	5,7
61430-6	Paint, varnishes and lacquers	1 626	4,7
61430-7	Sanitary equipment and installation fittings	914	2,6
61430-8	Glassware and wooden ware	493	1,4
61430-9	Wallpaper and floor covering	1 853	5,3
61430-1	Electrical wiring	588	1,7
61430-1	Electrical switch gear, circuit breakers and related materials	4 083	11,7
<b>61430</b>	<b>Total: Hardware and construction materials</b>	<b>30 724</b>	<b>88,4</b>
61490	Other intermediate products, waste and scrap	17	0,0
6150	Machinery, equipment and supplies	706	2,0
	<b>Total</b>	<b>34 767</b>	<b>100,0</b>

Table 13i - Commodity sales by type of wholesaler: Wholesale trade in other intermediate products, waste and scrap

Code	Commodities	R million	%
61210	Agricultural raw materials and livestock	442	2,5
6122	Food, beverages and tobacco	144	0,8
61310	Textiles, clothing and footwear	136	0,8
6139	Household furniture, appliances, articles and equipment	75	0,4
61399	Other household goods	33	0,2
61410	Fuels and related products	352	2,0
61420	Metal and metal ores	733	4,1
61430	Hardware and construction materials	478	2,7
61490-1	Industrial chemicals	8 831	49,2
61490-2	Fertilisers and agrochemical products	3 122	17,4
61490-3	Plastic materials in primary form	1 391	7,8
61490-4	Rubber and rubber products	284	1,6
61490-5	Waste, scrap and materials for recycling	1 550	8,6
<b>61490</b>	<b>Total: Other intermediate products, waste and scrap</b>	<b>15 178</b>	<b>84,6</b>
6150	Machinery, equipment and supplies	369	2,1
	<b>Total</b>	<b>17 940</b>	<b>100,0</b>

Table 13j - Commodity sales by type of wholesaler: Wholesale trade in machinery, equipment and supplies

code	Commodities	R million	%
6122	Food, beverages and tobacco	29	0,0
6139	Household furniture, appliances, articles and equipment	2 888	3,5
61399	Other household goods	447	0,5
61420	Metal and metal ores	420	0,5
61430	Hardware and construction materials	1 830	2,2
61490	Other intermediate products, waste and scrap	13	0,0
61501-1	Office machinery, furniture and equipment	6 691	8,1
61501-2	Computer equipment	18 618	22,7
61501-3	Packaged computer software	4 532	5,5
61509-1	Agricultural machinery, equipment and supplies	5 260	6,4
61509-2	Forestry machinery, equipment and supplies	395	0,5
61509-3	Construction machinery, equipment and supplies	6 334	7,7
61509-4	Mining and oil and gas machinery, equipment and supplies	6 809	8,3
61509-5	Industrial machinery, equipment and supplies	14 795	18,0
61509-6	Electrical generators, motors and transformers, turbine and control panels	4 914	6,0
61509-7	Electronic equipment and components	5 402	6,6
61509-8	Industrial switchgear, circuitbreakers and materials	2 726	3,3
<b>6150</b>	<b>Total: Machinery, equipment and supplies</b>	<b>76 476</b>	<b>93,1</b>
	<b>Total</b>	<b>82 100</b>	<b>100,0</b>

Table 13k - Commodity sales by type of wholesaler: General and other wholesale trade

<b>code</b>	<b>Commodities</b>	<b>R million</b>	<b>%</b>
61210	<b>Agricultural raw materials and livestock</b>	<b>3 685</b>	<b>8,1</b>
6122	<b>Food, beverages and tobacco</b>	<b>7 677</b>	<b>16,9</b>
61310	<b>Textiles, clothing and footwear</b>	<b>1 183</b>	<b>2,6</b>
6139	<b>Household furniture, appliances, articles and equipment</b>	<b>8 070</b>	<b>17,8</b>
61399	<b>Other household goods</b>	<b>1 110</b>	<b>2,4</b>
61410	<b>Fuels and related products</b>	<b>1 437</b>	<b>3,2</b>
61420	<b>Metal and metal ores</b>	<b>1 655</b>	<b>3,6</b>
61430	<b>Hardware and construction materials</b>	<b>9 858</b>	<b>21,7</b>
61490	<b>Other intermediate products, waste and scrap</b>	<b>3 542</b>	<b>7,8</b>
6150	<b>Machinery, equipment and supplies</b>	<b>7 115</b>	<b>15,7</b>
	<b>Other</b>	<b>21</b>	<b>0,0</b>
	<b>Total</b>	<b>45 355</b>	<b>100,0</b>



## Explanatory notes

### Background

The results presented in this publication have been derived from the 2005 Large Sample Survey of wholesale trade. This is a periodic survey which measures economic activity in the wholesale trade sector of the South African economy. This survey is based on a sample of private and public enterprises operating in wholesale trade industries.

The sample was drawn from Stats SA's business register. The business register is based mainly on the income tax (IT) and value-added tax (VAT) databases of the South African Revenue Service (SARS). All enterprises are legally bound to register for either VAT or IT or both. Enterprises registered in the taxation system are included on the business register, and hence were given a chance of selection in the sample for the survey.

### Value Added Tax (VAT)

All figures exclude Value Added Tax (VAT).

### Reference period

The information was collected from enterprises for their financial year, which ended on any date between 1 July 2004 and 30 June 2005.

### Purpose of the survey

Results of the survey are used within Stats SA for compiling the Gross Domestic Product (GDP) and its components. These statistics are also used by government policy advisers in monitoring the performance and contribution of individual industries to the South African economy and the effectiveness of industry policies, and by private sector users in analyses of comparative business and industry performance.

### Classification by industry

The 1993 edition of the *Standard Industrial Classification of all Economic Activities* (SIC), Fifth Edition, Report No. 09-09-02, was used to classify the statistical units in the survey. The SIC is based on the 1990 *International Standard Industrial Classification of all Economic Activities* (ISIC) with suitable adaptations for local conditions. Statistics in this publication are presented at SIC division (four-digit) level. Each enterprise is classified to an industry, which reflects its predominant activity.

### Statistical unit

The statistical unit for the collection of the information is an enterprise. An enterprise is a legal unit (or a combination of legal units) that includes and directly controls all functions necessary to carry out its production activities.

### Size groups

The enterprises are divided into four size groups according to the value of turnover recorded for them on the Stats SA business register. Large enterprises are those with an annual recorded turnover of R64 million and above. Table 14 presents the size groups defined using the Department of Trade and Industry (DTI) cut-off points.

**Table 14 - Size groups for the wholesale trade industry**

Size group	Turnover
Large	Turnover > R 64 000 000
Medium	R 32 000 000 < Turnover < R 64 000 000
Small	R6 000 000 < Turnover < R 32 000 000
Micro	Turnover < R 6 000 000

**Survey methodology and design**

The survey was conducted by post, email, fax, telephone and personal visits.

A sample of approximately 1 800 enterprises was drawn using stratified simple random sampling. The enterprises were first stratified at the four-digit level according to the SIC and then by size of enterprises. All large enterprises are completely enumerated. Turnover as recorded on the business register was used as the measure of size for stratification.

**Weighting methodology**

For those strata not completely enumerated, the weights to produce estimates are the inverse ratio of the sampling fraction, modified to take account of non-response in the survey. Stratum estimates are calculated and then aggregated with the completely enumerated stratum to form division estimates.

**Relative standard error**

Data presented in this publication are based on information obtained from a sample and are, therefore, subject to sampling variability; that is, they may differ from the figures that would have been produced if the data had been obtained from all enterprises in the wholesale industry in South Africa.

One measure of the likely difference is given by the standard error (SE), which indicates the extent to which an estimate might have varied by chance because only a sample of enterprises was used. The relative standard error (RSE) provides an immediate indication of the percentage errors likely to have occurred as a result of sampling, and thus avoids the need to refer to the size of the estimate.

Table 15 - Income in the wholesale trade industry within 95% confidence limits: October 2005

Type of wholesaler	Lower limit	Total income	Upper limit	Relative Standard Error
	R million	R million	R million	%
Wholesale trade on a fee or contract basis	13 330	16 033	18 735	8,6
Agricultural raw materials and livestock	31 803	33 034	34 264	1,9
Food, beverages and tobacco	77 458	88 173	98 887	6,2
Textiles, clothing and footwear	14 197	15 537	16 876	4,4
Other household goods	70 058	79 750	89 441	6,2
Fuels and related products	85 127	86 656	88 184	0,9
Metals and metal ores	16 559	16 723	16 886	0,5
Construction materials, hardware, plumbing and heating equipment and supplies	33 972	35 871	37 769	2,7
Other intermediate products, waste and scrap	17 063	18 515	19 966	4,0
Machinery, equipment and supplies	86 349	91 744	97 138	3,0
General and other wholesale trade	37 538	48 832	60 125	11,8
<b>Total</b>	<b>512 138</b>	<b>530 868</b>	<b>549 597</b>	<b>1,8</b>

**Non-sampling errors**

Inaccuracies may occur because of imperfections in reporting by enterprises and errors made in the collection and processing of the data. Inaccuracies of this kind are referred to as non-sampling errors. Every effort is made to minimise non-sampling errors by careful design of questionnaires, testing them in pilot studies, editing reported data and implementing efficient operating procedures. Non-sampling errors occur in both sample surveys and censuses.

**Comparability with previously published information**

The information in this publication is comparable for the wholesale trade sector as a whole, with the information published from the wholesale sales monthly survey (July 2004-June 2005) and for the retail sector from the Economic Activity Survey 2005.

**Rounding of figures**

The figures in the tables have, where necessary, been rounded to the nearest final digit shown. There may therefore be slight discrepancies between the sums of the constituent items of the totals shown.

<b>Abbreviations</b>	BR	Business register
	DTI	Department of Trade and Industry
	GDP	Gross Domestic Product
	ISIC	International Standard Industrial Classification of all Economic Activities
	IT	Income tax
	RSE	Relative standard error
	SARS	South African Revenue Service
	SE	Standard error
	SIC	Standard Industrial Classification of all Economic Activities
	SNA	System of National Accounts
	Stats SA	Statistics South Africa
	VAT	Value-added tax

## Glossary

<b>Concentration ratio</b>	The concentration ratio is the ratio of the income of the <i>n</i> largest enterprises to the total income.
<b>Permanent employees</b>	Employees appointed on an open-ended contract with no stipulated termination date, and who are entitled to benefits such as paid leave and medical aid contributions.
<b>Temporary employees</b>	Employees appointed on a short-term contract basis for periods normally not exceeding one year.
<b>Casual employees</b>	Employees who fall neither within the 'permanent employee' category nor within that of a 'temporary employee'. Such employees are typically working daily or hourly.
<b>Employees</b>	Employees are those people employed by the business or organisation who received payment (in salaries, wages, commission, piece rates or payments in kind) for the last pay period ended on or before 30 June 2005.
<b>Enterprise</b>	A legal entity or a combination of legal units that includes and directly controls all functions necessary to carry out its production activities.
<b>General wholesale trade</b>	Wholesale trade in more than one major category of goods
<b>Industry</b>	An industry is made up of enterprises engaged in the same or similar kinds of economic activity. Industries are defined in the <i>System of National Accounts (SNA)</i> in the same way as in the <i>Standard Industrial Classification of all Economic Activities, Fifth Edition, Report No. 09-90-02 of January 1993 (SIC)</i> .
<b>Net profit or loss before tax</b>	Net profit or loss before tax is derived as:  Total income <b>plus</b> Closing stocks <b>minus</b> Total expenditure <b>minus</b> Opening stocks
<b>Other wholesale trade</b>	Wholesale trade in goods not elsewhere classified

<b>Profit margin</b>	Profit margin is derived as: Net profit or loss after tax <b>divided by</b> turnover <b>multiplied by</b> 100
<b>Statistical unit</b>	A unit about which statistics are tabulated, compiled or published. The statistical units are derived from and linked to the South African Revenue Service (SARS) administrative data.
<b>Stratum</b>	A stratum is constructed by concatenating the SIC classification and size group variables
<b>Turnover</b>	Turnover includes: <ul style="list-style-type: none"> <li>• the value of sales</li> <li>• amounts received for work done</li> <li>• amounts received for services rendered</li> <li>• rent and/or lease payments received for land and buildings</li> <li>• rent, leasing and hiring received for machinery, vehicles and other equipment</li> </ul> <p>Turnover excludes:</p> <ul style="list-style-type: none"> <li>• value-added tax (VAT)</li> <li>• net profit or loss on sales or revaluation of fixed assets (including profit or loss on foreign exchange)</li> <li>• export freight charges</li> <li>• interest received</li> <li>• excise duty</li> </ul>
<b>Wholesale trade</b>	Includes the resale (sale without transformation) of new and used goods to other wholesalers, retailers, agricultural, industrial, commercial, institutional and professional users either directly or through agents on a fee or contract basis.
<b>Wholesaler</b>	An enterprise deriving 50% or more of its turnover from sale of goods to other businesses and institutions.

**Commodity descriptions**

- 61210 -1 Grain and seeds**  
*Include:* Maize, wheat, rice, barley, soya beans, ground nuts, sunflower seeds, cottonseeds, olives, fruit and vegetables seeds.
- 61210-2 Oleaginous fruit**
- 61210-3 Flowers and plants**  
*Include:* Live plants, bulbs, tubers and roots, cutting and slips, mushroom spawn, cut flowers and flower buds including bouquets, floral baskets and similar articles, flower seeds.
- 61210-4 Unprocessed tobacco**  
*Include:* Cured stemmed/stripped tobacco leaves and other Unprocessed tobacco.
- 61210-5 Hides and skin**  
*Include:* Raw hides and skins of bovine or equine animals, sheep or lambs, goats or kids, raw skins of other animals n.e.c. (fresh or preserved, but not further prepared).
- 61210-6 Agricultural materials, waste, residues and by-products used for animal feed including feed for pet animals**
- 61210-7 Livestock**  
*Include:* Cattle, sheep and goats, horses, mules and hinnies live, swine, poultry live, pet animals, bees and worms.
- 61221-1 Fruit and vegetables**  
*Include:* Fresh, frozen, canned and dried fruit and vegetables.
- 61221-2 Meat and meat products**  
*Include:* Fresh, chilled or canned meat, poultry, turkey, fowl and game, cooked, cured or frozen meats, meat preparations, meat carcasses, fat and lard, sausage casings and edible offal.
- 61221-3 Fish and seafood products**  
*Include:* Crustaceans, oysters and molluscs, fresh, frozen and cured fish, fresh and frozen lobster and other dressed or frozen seafood.
- 61221-4 Dairy products**  
*Include:* Milk, cream, cheese, butter, ice-cream, yoghurt and frozen dairy products, dried and canned dairy products.
- 61221-5 Eggs and egg products**  
*Include:* Eggs in shell, fresh, (preserved or cooked) eggs not in shell, and egg yolks, fresh or preserved, egg albumen.
- 61221-6 Edible oils and fats of animal or vegetable origin**  
*Include:* Fats of bovine animals, sheep, goats, pigs and poultry, raw or rendered, vegetable oils and fats, margarine and similar preparations, vegetable waxes, other animal oils and fats.

- 61221-7 Bakery products**  
**Include:** Crisp bread, rusks, toasted bread and similar toasted products, gingerbread and the like, biscuits, waffles and wafers, other bread and bakers' wares.
- 61221-8 Sugar, cocoa, chocolate and snacks**  
**Include:** Raw cane or beet sugar, refined cane and chemically pure sucrose, molasses, cocoa paste (whether or not defatted), cocoa (butter, fat and oil), cocoa powder (not sweetened), chocolate and other food preparations containing cocoa (in bulk forms and not in bulk), white chocolate, nuts, fruit-peel and other parts of plants preserved by sugar, gum, candy and sugar preparations.
- 61221-9 Coffee, tea and spices**  
**Include:** Decaffeinated or roasted coffee, green, black and partly fermented tea, extracts, essences and concentrates of tea or mate, and spices.
- 61221-10 Other food**  
**Include:** Prepared and preserved fruits and vegetables, preparations of milk, flour, meal, starch or malt extract for infant use, soups and broths, vinegar and substitutes obtained from acetic acid, sauces, mixed condiments, mustard flour and meal, prepared mustard, yeast, macaroni, noodles, couscous and similar farinaceous products, fruit and vegetables juices, natural fruit juice base concentrates.
- 61222-1 Wine**
- 61222-2 Other alcoholic beverages**  
**Include:** Spirits, liqueurs and other spirituous beverages, malt liquors and malt.  
**Exclude:** Blending of wine or distilled spirit.
- 61222-3 Non-alcoholic beverages**  
**Include:** Canned and bottled soft drinks and mineral water.
- 61223-1 Tobacco and tobacco products**  
**Include:** Cigars, cheroots, cigarillos, cigarettes and other manufactured tobacco and tobacco substitutes, pipes, lighters, rolling machines, cigarette holders, snuff and other tobacco products.  
**Exclude:** Matches.
- 61310-1 Men's and boys' clothing**  
**Include:** Suits, coats, jackets, trousers, shorts, shirts, underpants, pyjamas, dressing gowns, t-shirts, sweaters, sweat tops, sports jackets, socks, bathrobes, vests, jerseys, pullovers, cardigans, waistcoats, pants/slacks, jeans.
- 61310-2 Men's and boys' accessories**  
**Include:** Hats, caps, gloves, mitts, scarves, ties, wallets, belts, umbrellas.
- 61310-3 Women's and girls' clothing**  
**Include:** Suits, coats, jackets, blazers, dresses, skirts, trousers, blouses, shirts, petticoats, panties, nightdresses, dressing gowns, t-shirts, jerseys, pullovers, wedding gowns, maternity dresses and suits, pants (dress and casual), jeans, shorts, vests, sweaters, hosiery.

- 61310-4 Women's and girls' accessories**  
**Include:** Hats, gloves, scarves, purses, wallets, fashion knapsacks, belts, umbrellas, hair accessories (barrettes), and veils.
- 61310-5 Infants' and children's clothing and accessories**  
**Include:** Infants' clothing, children's clothing, cloth diapers, rattles, bibs, teething rings, receiving blankets and other blankets, bedding and linens, wall hangings, baby plastic pants, baby bottles, breast pumps, nursing pads.
- 61310-6 Articles of fur**  
**Include:** Articles of apparel, clothing accessories and other articles of fur skin, artificial fur.
- 61310-7 Yarn and thread**  
 (For weaving or sewing or knitting)
- 61310-8 Woven fabrics**  
**Include:** Blankets, rugs, carpets, soft furnishings, bags, tents and tarpaulins, ropes, cables.
- 61310-9 Household linen**  
**Include:** Bedding and bed coverings, curtains and draperies, tapestries, bath mats and bathroom sets and other household linens.
- 61310-10 Haberdashery**  
**Include:** Shoulder pads, zips, knitting needles, shoe laces, crochet cotton, super sheen, polyester cotton, buttons, and sewing kits.
- 61310-11 Men's and boys' footwear**  
**Include:** Boots (winter, rain, etc.), shoes, sandals, slippers, cowboy boots, work boots, orthopaedic shoes, clip-on shoe accessories.  
**Exclude:** Sports specific footwear, golf shoes, bowling shoes, broomball shoes, curling shoes, skates.
- 61310-12 Women's and girls' footwear**  
**Include:** Boots (winter, rain, etc.), shoes, sandals, slippers, cowboy boots, work boots, orthopaedic shoes, clip-on shoe accessories  
**Exclude:** Sports specific footwear, golf shoes, bowling shoes, broomball shoes, curling shoes, skates.
- 61310-13 Infants' and children's footwear**  
**Include:** All types of non-athletic infants' and children's footwear.
- 61310-14 Sport footwear**  
**Include:** Running, walking, hiking, basketball, tennis, court shoes, cross-trainers, sports footwear such as golf, bowling shoes, etc.
- 61391-1 Household furniture**  
**Include:** Seats, mattresses (spring, foam and water), box spring and foundations, bed frames, nursery furniture (cribs, crib mattresses, junior toddlers beds, changing tables, carriages, strollers, playpens, high chairs, walkers, carriers, baby monitors), finished and unfinished furniture for the bedroom, living room, kitchen, dining room and home office. **Exclude:** Parts and accessories.



- 61391-2 Household appliances**  
**Include:** Vacuum cleaners and polishers, refrigerators, freezers, washing machines and dryers, stoves and food-mixers, microwaves, sewing machines, beauty and personal care appliances i.e. hair dryers, razors, toothbrushes and small household appliances, i.e. toasters, kettle, irons.
- 61391-3 Sound and visual apparatus**  
**Include:** Televisions, VCRs, radios, sound systems, amplifiers, mixers, speakers, microphones, sound boards, CD/MP3 players, DVD players, tape decks, and tape recorders.  
**Exclude:** Still and digital cameras, slide projectors, slides, screens.
- 61391-4 Household requisites**  
**Include:** Pots, pans, dishes, cutlery, brooms and brushes.
- 61391-5 Musical records, audio and video tapes, compact disc and cassettes**
- 61392-1 Books, hard cover and paperback**  
**Include:** Text books, reference books, children's books, bibles, atlases and all other books including books in electronic format.
- 61392-2 Newspapers, magazines and other periodicals**  
**Include:** Newspaper, magazines, periodicals, comic books.
- 61392-3 Stationery**  
**Include:** Files, pens, pencils and other similar items.
- 61392-4 Printed or illustrated postcards, printed cards bearing personal greetings or messages**  
**Include:** Wedding and visiting cards, greeting cards, invitation and postcards, and other cards.
- 61392-5 Trade advertising material and commercial catalogue**  
**Include:** Trade catalogue and brochures, tourist booklet and pamphlets, shopping newspapers made mainly of advertisements, posters and similar display advertisements.
- 61392-6 Paper and paperboard**  
**Include:** Newsprint, hand-made paper and other uncoated paper and paper board, toilet tissue, processed paper and paper board, sacks and bags of paper, seed packets, boxes, letter files, box files and other packing containers, plain postcards and correspondence cards, bobbins, spools, cones, utensils such as paper cups and plates.
- 61393-1 Precious stones**  
**Include:** Pearls, precious or semi-precious stones, industrial diamonds, dust and powder of natural or synthetic precious or semi-precious stones.
- 61393-2 Jewellery, gold, silverware and medals**  
**Include:** Jewellery and other articles of precious metal or of metal clad with precious metal, coins.
- 61393-3 Watches and clocks**

- 61394-1      Pharmaceuticals for human and veterinary use**  
*Include:* Prescription medicines, bacteriological and biological medicines, ethical drugs, medicinal and botanicals, proprietary (patent) medicines and radioactive pharmaceuticals isotopes.
- 61394-2      Medical goods**  
*Include:* Textiles medical products such as first-aid supplies, eyeglasses and contact lenses, wheelchairs, crutches and other personal medical goods, measuring and control instruments.
- 61394-3      Cosmetics and toiletries**  
*Include:* Body soaps, oral care products, hair care products and non-electric razors and blades.
- 61394-4      Surgical and orthopaedic instruments and supplies**
- 61399-1      Photographic and optical goods**  
*Include:* Cameras, photographic paper films and plates, still picture photographic equipment, motion picture photographic equipment developing supplies.
- 61399-2      Games and toys**  
*Include:* Board games, puzzles, handicraft and hobby craft kits, science kits and sets, toys and fireworks, video games.
- 61399-3      Bicycles and their parts and accessories**
- 61399-4      Musical instruments, tapes and recordings**  
*Include:* Instruments, accessories and supplies, pre-recorded audio tapes, video tapes and recordings.
- 61399-5      Sports goods and entertainment requisites**  
*Include:* Firearms and ammunitions (all kinds), bows and arrows (all kinds), fishing tackle and other equipment, hunting blinds, tents, sleeping bags, camping-type air mattresses, hunting and camouflage clothing, hip waters, lanterns, picnic coolers, camping stoves, bait.
- 61399-6      Hockey, baseball, football, soccer, volleyball and basketball equipment and supplies**  
*Include:* Nets, balls, hockey skates, ringuette equipment, cleated footwear, team uniforms, and other related equipment.
- 61399-7      Surf and surfing board equipment and accessories**
- 61399-8      Golf equipment and accessories**  
*Include:* Golf clubs, golf bags and pull-carts, golf shoes and gloves, tees, etc.
- 61399-9      Exercise and fitness equipment**  
*Include:* Home gyms, stationary bikes, rowing machines, abdominal exercisers, free weights, exercise balls, etc.

- 61399-10 All other sporting goods**  
**Include:** Figure skates, in-line skates, skateboards, roller skates, sailboards, rock climbing equipment and accessories, tennis and squash equipment, ping pong equipment, badminton equipment, pool/snookers tables and accessories, life jackets, wet suits, saddlers, tack, water skis and equipment, scuba equipment, bowling shoes and equipment, broomball shoes and equipment, curling shoes and equipment, snorkels, goggles, binoculars, water air mattresses, dance shoes, trampolines, boxing equipment, etc.
- 61399-11 Luggage and travel accessories**  
**Include:** Luggage, trunks, duffel bags, backpacks, sport bags, portfolios, school bags, travel accessories, etc.  
**Exclude:** Purses, wallets, billfolds, camera and instrument cases, fashion knapsacks, etc.
- 61399-12 Garden products, equipment and lawn mowers**  
**Include:** Pools (above and in-ground) and pool supplies, outdoor hot tubs/jacuzzis, ponds and accessories, barbeques and accessories, wheelbarrows, prunes, garden tools, hoses, garden shovels, spades, hoes, rakes, garden sheds, lawn ornaments, outdoor specialty lighting (security/landscape/patio), outdoor urns, outdoor planters, picnic tables, sprinklers, playground structures, playground equipment.
- 61399-13 Lighting equipment**  
**Include:** Lighting fixtures, light bulbs, fluorescent tubes, and flashlights.
- 61399-14 Cleaning materials**  
**Include:** Bleach, soap, bars, tablets, antiseptic, detergents, household cleaners and polishers.
- 61399-15 Telephones and home office equipments**  
**Include:** Telephones, cellular phones, answering machines, fax machines, pagers, calculators, photocopiers, etc. including parts and accessories.
- 61399-16 Prepaid airtime for cellular phones**
- 61410-1 Solid fuels**  
**Include:** Firewood and coal.
- 61410-2 Petroleum products**  
**Include:** Petrol, diesel, lubricating oils, greases and paraffin.
- 61410-3 Gaseous fuel**  
**Include:** Liquefied petroleum gas.
- 61420-1 Ferrous and non-ferrous metal ores**
- 61420-2 Metal in primary form**
- 61420-3 Semi-finished metal products**
- 61420-4 Other precious metals**

- 61430-1 Construction materials**  
**Include:** Wood, steel, glass, sand, concrete products, electrical cables and accessories.
- 61430-2 Plumbing, heating, cooling and electrical equipment and supplies**  
**Include:** Furnaces and filters, ductwork, humidifiers attached to furnaces, central air conditioners, air exchangers, air cleaners, water purifier, water heaters, woodstoves, fireplace inserts and related equipment, baseboard heaters, pipes and valves for plumbing, bathtubs, bathtubs/shower enclosures, whirlpools, indoor jacuzzis, saunas, toilets, sinks, faucets, laundry tubs, pumps, fuse boxes, electrical wiring, light switches and plugs, power generators, etc.
- 61430-3 Hand tools and equipment for domestic**  
**Include:** Ladders, carpenters' tools, snow shovel, portable power tool, bench power tools, axes, picks, wrenches, screwdrivers, saws, planes, trowels, hammers, pliers, drills, sanders, toolboxes, measuring tapes, chain saws.
- 61430-4 Hardware**  
**Include:** Corrugated iron, sheets, window and doorframes, locksets, key blanks, fasteners, nuts, bolts, nails, screws, washers, hinges, knobs and pulls.
- 61430-5 Fitting and fixtures**
- 61430-6 Paint, varnishes and lacquers**  
**Include:** Household paints, stain, thinners, brushes, paste, scrapers, varnishes and lacquers.
- 61430-7 Sanitary equipment and installation**  
**Include:** Baths, washbasins, toilets and other sanitary porcelain, tubes, pipes, fittings, taps, t-pieces, connections, rubber.
- 61430-8 Glassware and woodenware**  
**Include:** Mirrors and glass household products, art and decorative ware, wooden doors and windows, wood structural products, shingles and shakes, treated wood, kitchen cabinets, particles and wafer boards, plywood, veneer and wood flooring.
- 61430-9 Wallpaper and floor covering**  
**Include:** Rugs, tiles, mats and runners, vinyl and textiles wall coverings.
- 61430-10 Electrical wiring, switch gear, circuit breakers and related materials**  
**Include:** Wiring device and related electrical supplies.
- 61490-1 Industrial chemicals**  
**Include:** Aniline, printing ink, essential oils, industrial gases, chemical glues, colouring matter, synthetic resin, methanol, scents and flavouring, soda, industrial salt, acids and sulphurs, starch derivatives, industrial alcohol, bleaching compounds, dry ice, explosives, organic chemicals.  
**Exclude:** Non-military ammunitions.
- 61490-2 Fertilisers and agrochemical products**  
**Include:** Agricultural chemical dusts and sprays, chemical fertilizers, herbicides, insecticides, orchard care chemicals, sterilizing compounds and disinfectants, lawn care chemical products.

- 61490-3 Plastic materials in primary form**
- 61490-4 Rubber and rubber products**  
*Include:* Synthetic rubber and mixtures with natural rubber in primary forms or in plates, sheets or strips.
- 61490-5 Waste, scrap and material for recycling**  
*Include:* Collecting, sorting, separating, stripping of used goods such as cars to obtain reusable parts, packing and repacking storage and delivery, but without a real transformation process, purchased and sold waste which have a remaining value.
- 61501-1 Office machinery, furniture and equipment**  
*Include:* Adding machines, photocopy machines, typewriters, typist chairs and tables, scales, cash registers, safes, filing cabinets, show cases and shelves.
- 61501-2 Computer equipment**  
*Include:* Central processors, printers, peripherals, monitors and modems.
- 61501-3 Packaged computer software**
- 61509-1 Agricultural machinery, equipment and supplies**  
*Include:* New and used tractors, ploughs and harvesters, barn machinery, irrigation machinery, harrows and tillers.  
*Exclude:* Agricultural chemicals.
- 61509-2 Forestry machinery, equipment and supplies**  
*Include:* Logging and pulp machinery, equipment and supplies.
- 61509-3 Construction machinery, equipment and supplies**  
*Include:* Asphalt mixing and laying machinery, concrete mixing plant machinery, crawler tractors, excavating machinery and equipment, front-end loaders, graders, road construction and maintenance machinery.
- 61509-4 Mining, oil and gas machinery, equipment and supplies**  
*Include:* Oil well machinery and equipment, oil refining machinery and equipment, petroleum production machinery and equipment, natural gas field production equipment, mining machinery, agitators and classifiers.
- 61509-5 Industrial machinery, equipment and supplies**  
*Include:* Conveyors and transmission belting, elevators, hoist, machinery, packaging and bottling machinery, metal working machinery such as printing plates and typesetting machinery, industrial pumps, compressors and blowers (gaskets), bearing and mechanical power transmission equipment and other industrial machinery and supplies.
- 61509-6 Electrical generators, motors and transformers, turbine and control panels**  
*Include:* Converters, ballasts, regulators and fuses.

- 61509-7**      **Electronic equipment and components**  
*Include:* Printed and intergraded circuits, semiconductors and other electronic equipment and components such as electronic alarms and signal systems.
- 61509-8**      **Industrial switchgear, circuit breakers and related materials**

## General information

Stats SA publishes approximately 300 different statistical releases each year. It is not economically viable to produce them in more than one of South Africa's eleven official languages. Since the releases are used extensively, not only locally but also by international economic and social-scientific communities, Stats SA releases are published in English only.

Stats SA has copyright on this publication. Users may apply the information as they wish, provided that they acknowledge Stats SA as the source of the basic data wherever they process, apply, utilise, publish or distribute the data; and also that they specify that the relevant application and analysis (where applicable) result from their own processing of the data.

## Stats SA products

A complete set of Stats SA publications is available at the Stats SA Library and the following libraries:

National Library of South Africa, Pretoria Division  
 National Library of South Africa, Cape Town Division  
 Natal Society Library, Pietermaritzburg  
 Library of Parliament, Cape Town  
 Bloemfontein Public Library  
 Johannesburg Public Library  
 Eastern Cape Library Services, King William's Town  
 Central Regional Library, Polokwane  
 Central Reference Library, Nelspruit  
 Central Reference Collection, Kimberley  
 Central Reference Library, Mmabatho

Stats SA also provides a subscription service.

## Electronic services

A large range of data are available via on-line services, diskette and computer printouts. For more details about our electronic data services, contact (012) 310 8600/8390/8351/4892/8496/8095.

You can visit us on the Internet at: [www.statssa.gov.za](http://www.statssa.gov.za)

## Enquiries

Telephone number: (012) 310 8600/ 8390/ 8351/ 4892/ 8496/ 8095 (user information services)  
 (012) 310 4780/310 8191 (technical enquiries)  
 (012) 310 8161 (orders)  
 (012) 310 4883/4885/8018 (library)

Fax number: (012) 310 8623 (technical enquiries)

email address: [vincentp@statssa.gov.za](mailto:vincentp@statssa.gov.za) (technical enquiries)  
[info@statssa.gov.za](mailto:info@statssa.gov.za) (user information services)  
[distribution@statssa.gov.za](mailto:distribution@statssa.gov.za) (orders)

Postal address: Private Bag X44, Pretoria, 0001

*Produced by Stats SA*