



**Statistics  
South Africa**

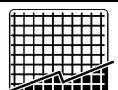
Statistical release  
**P9119.3**

Dipalopalo tsa Aforika Borwa • Statistieke Suid-Afrika • Tistatistiki ta Afrika-Dzonga • Ukuqokelelwa kwamanani eNingizimu Afrika

# **Financial statistics of national government**

**2004/2005**

**Embargoed until:  
29 June 2006  
08:00**



<b>Contents</b>	<b>Page</b>
<b>Tables</b>	
Table A Economic classification of Statement of Sources and Uses of Cash of national government for the 2004/2005 fiscal year (Summary).....	4
Table B Functional classification of the cash payments for operating activities and purchases of non-financial assets for the 2004/2005 fiscal year (Summary).....	7
Table C Transactions from the National Revenue Fund and Donor Funds for the 2004/2005 fiscal year .....	9
Table D Statement of Sources and Uses of cash for the year 2004/2005.....	11
Table 1 Economic classification of cash receipts from operating activities for the 2004/2005 fiscal year.....	23
Table 2 Economic and functional classification of cash payments for operating activities for the 2004/2005 fiscal year.....	27
Table 3 Economic and functional classification of the purchases of non-financial assets for the 2004/2005 fiscal year .....	99
Table 4 Economic classification of the sales of non-financial assets for the 2004/2005 fiscal year.....	111
Table 5 Economic classification of the net acquisition of financial assets other than cash for 2004/2005 fiscal year.....	112
Table 6 Economic classification of the net incurrence of liabilities for the 2004/2005 fiscal year.....	113
Table 7 Economic and functional classification of cash payments from operating activities for the 2004/2005 fiscal year : Government consumption cash payments divided between individual and collective services.....	114
Table 8 Economic and functional classification of cash payments from operating activities for the 2004/2005 fiscal year: Subsidies paid divided between subsidies on products and subsidies on production .....	120
<b>Explanatory notes</b> .....	126
<b>Glossary</b> .....	131
<b>General information</b> .....	133

## **NET CHANGE IN THE STOCK OF CASH FROM THE NATIONAL REVENUE FUND AND DONOR FUNDS AMOUNTED TO R10 984 MILLION FOR THE 2004/2005 FISCAL YEAR**

*Cash receipts from operating activities amounted to R358 651 million and cash payments from operating activities amounted to R386 090 million resulting in net cash outflow from operating activities of R27 439 million for the 2004/2005 fiscal year ending 31 March 2005. Purchases of non-financial assets amounted to R6 665 million for 2004/2005. Sales of non-financial assets amounted to R25 million for the 2004/2005 fiscal year resulting in net cash outflow from investments in non-financial assets of R6 640 million. Net acquisition of financial assets other than cash amounted to R98 million for the 2004/2005 fiscal year. Net incurrence of liabilities amounted to R45 161 million resulting in net cash inflow of R45 063 million for the 2004/2005 fiscal year. Total net change in the stock of cash for national government amounted to R10 984 million (see Table A, p. 4).*

### **Economic classification of the cash payments for operating activities and purchases of non-financial assets from the National Revenue Fund and donor funds received**

The National Revenue Fund refers to the votes of the national departments as well as to fixed statutory appropriations and standing appropriations. Economic classification of expenditure is in general a measure of the nature and economic effect of government operations on the economy of a country. Seven main economically classified cash payments for operating activities categories exist: Compensation of employees; purchases of goods and services; interest; subsidies; grants; social benefits; and other payments.

Compensation of employees includes cash payments in the form of wages and salaries and social contributions. Use of goods and services includes other goods and services and professional services rendered by other general government institutions. Interest includes interest payments mainly to residents. Subsidies include cash payments to non-financial public corporations, financial public corporations, non-financial private enterprises and financial private enterprises. Grants are capital or current cash payments to foreign governments, international organisations and other general government units (national extra-budgetary accounts and funds, provincial government extra-budgetary accounts and funds, provincial government, social security funds, universities and universities of technology and municipalities). Social benefits include cash payments for social security benefits, social assistance benefits and employer social benefits. Other expenses include property expense other than interest (mainly rent), miscellaneous other current and capital cash payments (non-profit institutions serving households, compulsory fees, surrender of donor funds to foreign donors, injuries and damages, households, non-life insurance premiums, purchases of goods and services for distribution to households, exchange rate losses, capital payments to public corporations and private enterprises).

Purchases of non-financial assets include cash payments for fixed assets (building and structures, machinery and equipment and other fixed assets), inventories (strategic stocks), valuables and non-produced assets (land, sub-soil assets, other naturally occurring assets and intangible non-produced assets).

The accounts of the national government are kept on a cash basis, i.e. all transactions are recorded at the time when warrant vouchers are issued for payment regardless of when obligations for payments originated.

**The contribution of cash receipts from operating activities, cash payments for operating activities and purchases of non-financial assets to total expenditure by economic classification**

The largest contributor to total cash receipts from operating activities was taxes on income, profits and capital gains (R195 219 million or 54,4%) followed by taxes on goods and services (R130 571 million or 36,4%) for the 2004/2005 fiscal year. Taxes on income, profits and capital gains can be divided between taxes payable by individuals (R111 697 million) and taxes payable by businesses (R83 523 million) (see Table 1, p. 23).

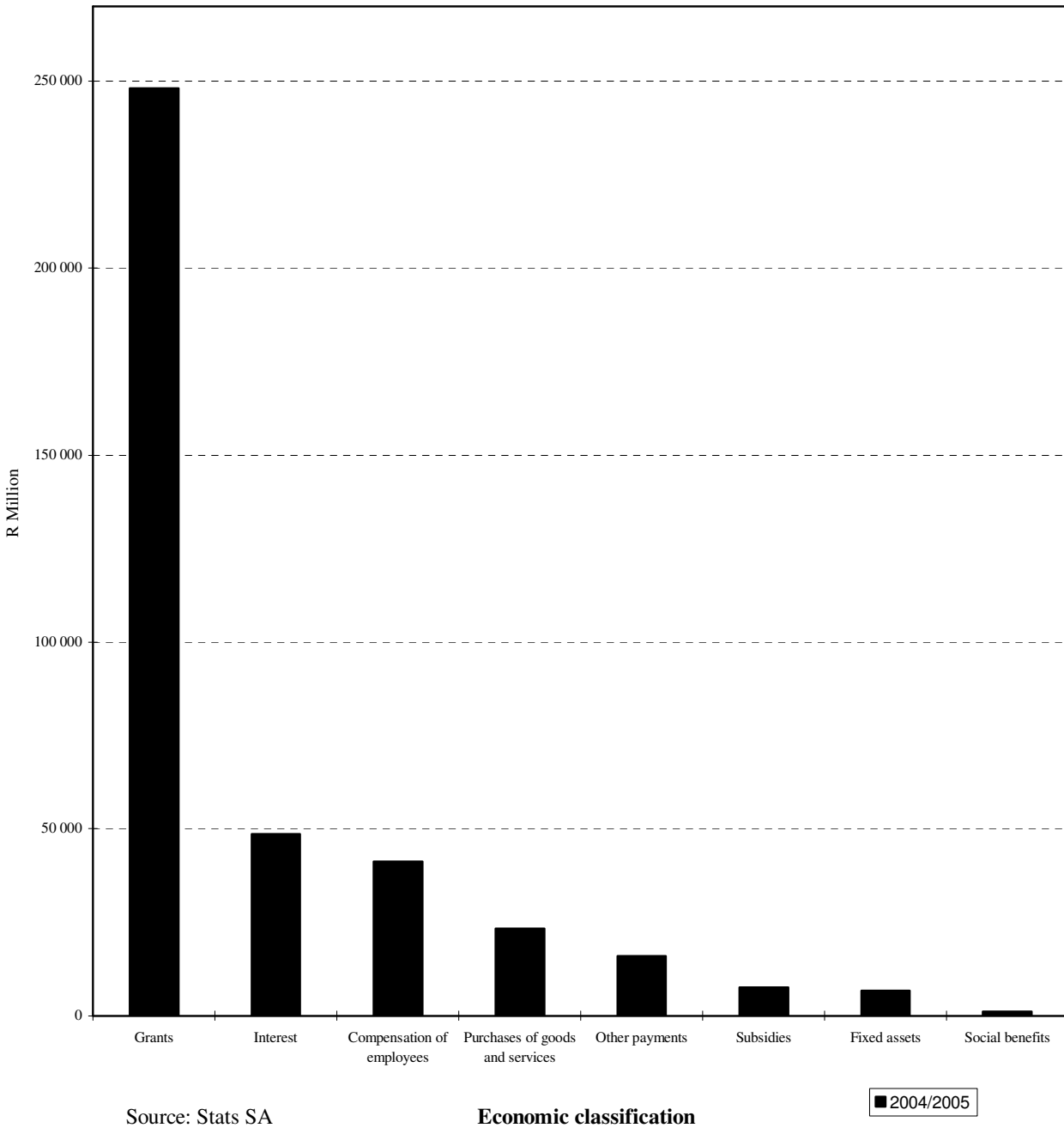
The largest contributor to the total cash payments for operating activities (economically classified) for the 2004/2005 fiscal year was grants (R248 135 million), followed by interest payments on state debt (R48 659 million), compensation of employees (R41 225 million), purchases of goods and services (R23 348 million), other payments (R15 989 million) and subsidies (R7 530 million) (see Table A, p. 4).

**Table A – Economic classification of statement of Sources and Uses of Cash of national government for the 2004/2005 fiscal year (Summary)<sup>1</sup>**

		<b>R million</b>
<b>Cash flows from operating activities:</b>		
Cash receipts from operating activities:	<b>a</b>	358 651
Taxes		352 114
Social contributions		0
Grants		912
Other receipts		5 625
Cash payments for operating activities:	<b>b</b>	386 090
Compensation of employees		41 225
Purchases of goods and services		23 348
Interest		48 659
Subsidies		7 530
Grants		248 135
Social benefits		1 203
Other payments		15 989
<i>Net cash flow from operating activities</i>	<b>(a-b) = c</b>	-27 439
Expenses not regarded as cash transactions (memo item)	<b>d</b>	925
<b>Cash flows from investments in non-financial assets:</b>		
Purchases of non-financial assets:	<b>e</b>	6 665
Fixed assets		6 663
Strategic stocks		0
Valuables		1
Non-produced assets		0
Sales of non-financial assets:	<b>f</b>	25
Fixed assets		14
Strategic stocks		0
Valuables		0
Non-produced assets		11
<i>Net cash outflow from investments in non-financial assets</i>	<b>(f-e) = g</b>	-6 640
<b>CASH SURPLUS/(DEFICIT)</b>	<b>(c+g) = h</b>	-34 079
<b>Cash flows from financing activities:</b>		
Net acquisition of financial assets other than cash:	<b>i</b>	98
Domestic		0
Foreign		98
Net incurrence of liabilities:	<b>j</b>	45 161
Domestic		39 328
Foreign		5 834
<i>Net cash inflow from financing activities</i>	<b>(j-i) = k</b>	45 063
<b>NET CHANGE IN THE STOCK OF CASH</b>	<b>(h+k) = l</b>	<b>10 984</b>

<sup>1</sup> The sum of the data may not necessarily add up to totals due to rounding-off of figures.

**Figure 1 – Economic classification of the cash payments for operating activities and purchases of non-financial assets for the 2004/2005 fiscal year**



### **Functional classification of the cash payments for operating activities and purchases of non-financial assets from the National Revenue Fund and donor funds received**

Functional classification of expenditure measures the purpose for which transactions are undertaken. It is generally used to measure the allocation of resources by government in order to promote government objectives and various services rendered to the community. The functionally classified expenditure categories are indicated in Table B, page 7. There are ten main groups of categories of functional classification of cash payments for operating activities and purchases of non-financial assets: general public services; defence; public order and safety; economic affairs; environmental protection; housing and community amenities; health; recreation, culture and religion; education, and social protection.

General services covers the services that are not connected with a specific function and which are usually undertaken by central offices at the various levels of government such as general personnel services, overall and statistical services and other general services. Defence includes military defence services, civil defence services, foreign military aid and defence affairs and services not elsewhere classified. Economic affairs include general economic affairs and services including general foreign commercial affairs, consumer education and protection, general labour affairs and services. Environmental protection includes waste management, waste water management, pollution abatement, protection of biodiversity and landscape. Housing and community amenities include housing development affairs and services, community development affairs and services, water supply affairs, and street lighting affairs. Health includes hospital services, public health services, and health affairs and services not elsewhere classified. Recreation, culture and religion include recreation and sporting services, cultural services, broadcasting and publishing services, religious and other community services and recreation, culture, and religion not elsewhere classified. Education services include pre-primary and primary education, secondary education, tertiary education, education not definable by levels, education affairs and services not elsewhere classified. Social protection affairs and services include sickness and disability, old age, protection to survivors, family and children, unemployment, housing, social exclusion not elsewhere classified and social protection not elsewhere classified.

### **The contribution of cash payments for operating activities and purchases of non-financial assets to total expenditure by functional classification**

The largest contributor to the total cash payments for operating activities and purchases of non-financial assets (functionally classified) of R393 680 million from the National Revenue Fund (and donor funds) for the 2004/2005 fiscal year was transfers of a general character between different levels of government institutions and funds (R175 635 million) contributing 44,6% (mainly to provincial governments to defray their expenditure on general government services) to total expenditure; followed by interest on state debt (R51 449 million or 13,1%); total public order and safety R40 049 million or 10,2%); executive and legislative services; financial and fiscal affairs, foreign affairs other than foreign aid (R29 248 million or 7,4%); defence (R22 994 million or 5,8%); total economic services (R22 946 million or 5,8%), total housing and community amenities (R12 805 million or 3,3%); total education (R11 701 million or 3,0%), total health (R8 585 million or 2,2%); general services (R5 698 million or 1,4%); total social protection (R5 626 million or 1,4%); total recreation, culture and religion (R2 208 million or 0,6%); basic research (R1 721 million or 0,4%) and total environmental protection (R1 516 million or 0,4%), (see Table B, p. 7, columns 2 and 3, and figure 2, p. 8).

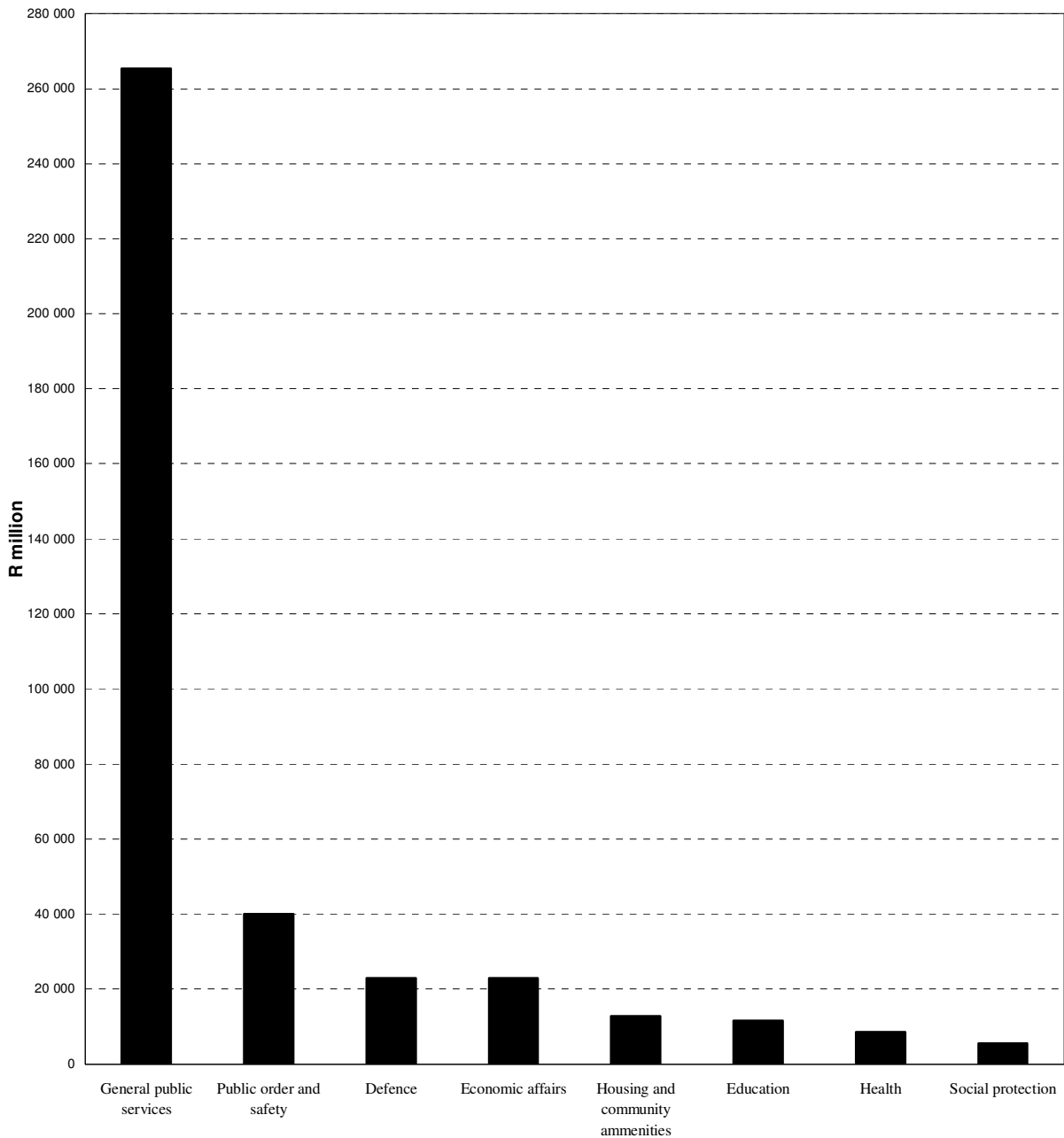
**Table B – Functional classification of the cash payments for operating activities and purchases of non-financial assets for the 2004/2005 fiscal year (Summary) <sup>1</sup>**

Type of service	R million	Percentage of total cash payments
	2004/2005	2004/2005
<b>General government services</b>		
<b>General public services</b>		
Executive and legislative services, financial and fiscal affairs, foreign affairs other than foreign aid	29 248	7,4
Foreign economic aid	290	0,1
General services	5 698	1,4
Basic research	1 721	0,4
General public services n.e.c.	1 210	0,3
Public debt transactions (mainly interest)	51 449	13,1
Transfers of a general character between different levels of government	175 635	44,6
<b>Total general public services</b> a	<b>265 251</b>	<b>67,4</b>
<b>Defence</b> b	<b>22 994</b>	<b>5,8</b>
<b>Public order and safety</b>		
Police	25 653	6,5
Fire protection services	0	0,0
Prisons	8 684	2,2
Law courts	5 711	1,5
<b>Total public order and safety</b> c	<b>40 049</b>	<b>10,2</b>
<b>Economic affairs</b>		
General economic, commercial and labour affairs	4 352	1,1
Agriculture, forestry, fishing and hunting	3 600	0,9
Fuel and energy	2 053	0,5
Mining, manufacturing and construction	2 838	0,7
Transport	6 885	1,7
Communications	1 709	0,4
Other industries	855	0,2
Economic affairs n.e.c.	654	0,2
<b>Total economic affairs</b> d	<b>22 946</b>	<b>5,8</b>
<b>Environmental protection</b> e	<b>1 516</b>	<b>0,4</b>
<b>Housing and community amenities</b> f	<b>12 805</b>	<b>3,3</b>
<b>Health</b> g	<b>8 585</b>	<b>2,2</b>
<b>Recreation, culture and religion</b> h	<b>2 208</b>	<b>0,6</b>
<b>Education</b> i	<b>11 701</b>	<b>3,0</b>
<b>Social protection</b> j	<b>5 626</b>	<b>1,4</b>
<b>Total general government cash payments for operating activities and purchases of non- financial assets (k=a+b+c+d+e+f+g+h+i+j)</b>	<b>393 680</b>	<b>100,0</b>

<sup>1</sup> The sum of the data may not necessarily add up to totals due to rounding-off of figures.

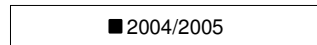


**Figure 2 – Functional classification of the cash payments for operating activities and purchases of non-financial assets from the National Revenue Fund and donor funds received for the 2004/2005 fiscal year**



Source: Stats SA

Functional classification



**Table C – Transactions from the National Revenue Fund and Donor Funds for the 2004/2005 fiscal year\***

<b>Transactions</b>	<b>2004/2005 R' 000</b>
<b>Vote expenditure</b>	150 325 591
<b>Fixed statutory appropriations</b>	220 556 408
<b>Standing appropriations</b>	
International Monetary Fund	0
International Development Association	25 401
<b>Donor Funds**</b>	995 154
<b>SACU payments</b>	11 064 591
<b>Amounts appropriated in terms of standing appropriations</b>	
Payment in terms Section 15 of PFMA	0
National Housing Board	0
Armaments purchase - exchange rate loss	826 534
Premium paid on Government Debt Portfolio	320 433
Late request	0
Losses on the Gold and Foreign Exchange Contingency Reserve Account	9 460 793
Extra-ordinary payment: Housing Trust	0
Other expenditure	203 525
<b>Total expenditure</b>	<b>393 778 430<sup>1</sup></b>

\* Sources: Auditor-General and National Treasury.

\*\* Sources: Auditor-General and the RDP Fund 2004/2005. This amount includes surrender of donor funds to foreign donors.

<sup>1</sup> The sum of the data may not necessarily add up to the totals due to rounding off of figures.

**Remarks on certain items in Table C**

Fixed statutory appropriations consist of amounts forming a direct charge on the National Revenue Fund, including transfers to provincial governments by the National Treasury, commitments in respect of state debt and loans by community councils, salaries of the President and the Deputy President, salaries and allowances of office bearers and other members of the National Assembly and the National Council of Provinces, and judges' salaries and allowances.

## Notes

<b>Forthcoming issues</b>	<b>Issue</b>	<b>Expected release date</b>
	Financial statistics of national government for 2005/2006	28 June 2007
<b>Purpose of this statistical release</b>	This statistical release provides financial statistics of cash transactions of national government. Cash payments defrayed from the National Revenue Fund for operating activities and purchases of non-financial assets for the 2004/2005 fiscal year were classified economically and functionally.	
<b>Expected changes in next issue</b>	Publishing of comparative figures for the previous fiscal year.	

**P J Lehohla**  
Statistician-General

**Table D - Statement of sources and uses of cash from the year 2004/2005**

	R '000
<b>Table 1 Cash receipts from operating activities</b>	<b>358 651 274</b>
11 Taxes	352 114 336
12 Social contributions	0
13 Grants	911 759
14 Other receipts	5 625 179

Table D - Statement of sources and uses of cash for the year 2004/2005

Economic classification  Functional classification		Table 2 Cash payments for operating activities								
		21 Compensation of employees	22 Purchases of goods and services	24 Interest	25 Subsidies	26 Grants	27 Social benefits	28 Other expenses	29 Expenses not regarded as transactions	TOTAL  (21 - 29)
		R '000	R '000	R '000	R '000	R '000	R '000	R '000	R '000	R '000
<b>70</b>	<b>GENERAL GOVERNMENT SERVICES</b>	<b>41 225 361</b>	<b>23 347 761</b>	<b>48 659 359</b>	<b>7 529 828</b>	<b>248 135 055</b>	<b>1 203 481</b>	<b>15 989 461</b>	<b>925 471</b>	<b>387 015 777</b>
<b>701</b>	<b>GENERAL PUBLIC SERVICES</b>	<b>4 649 353</b>	<b>5 882 536</b>	<b>48 659 359</b>	<b>0</b>	<b>193 995 350</b>	<b>20 082</b>	<b>10 646 758</b>	<b>394 115</b>	<b>264 247 553</b>
7011	Executive and legislative services, financial and fiscal affairs, other than foreign aid	1 840 134	1 684 438	0	0	15 992 361	4 974	9 505 442	1 074	29 028 423
7012	Foreign economic aid	0	0	0	0	290 492	0	0	0	290 492
7013	General services	1 549 386	1 656 260	0	0	770 969	7 208	871 222	72 399	4 927 444
7014	Basic research	58 204	66 907	0	0	1 306 946	7 900	270 089	209	1 710 255
7015	R&D General public services	1 671	5 633	0	0	0	0	5	0	7 309
7016	General public services n.e.c.	1 199 958	0	0	0	0	0	0	0	1 199 958
7017	Public debt transactions (mainly interest)	0	2 469 298	48 659 359	0	0	0	0	320 433	51 449 090
7018	Transfers of a general character between different levels of government	0	0	0	0	175 634 582	0	0	0	175 634 582
<b>702</b>	<b>DEFENCE</b>	<b>7 726 174</b>	<b>4 108 322</b>	<b>0</b>	<b>284 098</b>	<b>9 173 974</b>	<b>0</b>	<b>915 288</b>	<b>23 815</b>	<b>22 231 671</b>
7021	Military defence	7 701 308	3 599 988	0	284 098	7 055 959	0	846 059	23 815	19 511 227
7022	Civil defence	0	0	0	0	0	0	0	0	0
7023	Foreign military aid	0	0	0	0	0	0	0	0	0
7024	R&D Defence	24 866	15 135	0	0	0	0	46	0	40 047
7025	Defence n.e.c.	0	493 199	0	0	2 118 015	0	69 183	0	2 680 397
<b>703</b>	<b>PUBLIC ORDER AND SAFETY</b>	<b>25 881 330</b>	<b>8 844 179</b>	<b>0</b>	<b>0</b>	<b>716 391</b>	<b>49 788</b>	<b>537 900</b>	<b>370 642</b>	<b>36 400 230</b>
7031	Police services	17 797 369	5 444 835	0	0	105 113	0	442 195	0	23 789 512
7032	Fire protection services	0	0	0	0	0	0	0	0	0
7033	Law courts	2 947 988	1 437 063	0	0	606 736	35 381	42 746	92 335	5 162 249
7034	Prisons	5 135 973	1 962 281	0	0	4 542	14 407	52 959	278 307	7 448 469
7035	R&D Public order and safety	0	0	0	0	0	0	0	0	0
7036	Public order and safety n.e.c.	0	0	0	0	0	0	0	0	0

Table D - Statement of sources and uses of cash for the year 2004/2005

Economic classification  Functional classification		Table 2 Cash payments for operating activities								
		21 Compensation of employees	22 Purchases of goods and services	24 Interest	25 Subsidies	26 Grants	27 Social benefits	28 Other expenses	29 Expenses not regarded as transactions	TOTAL  (21 - 29)
		R '000	R '000	R '000	R '000	R '000	R '000	R '000	R '000	R '000
<b>704</b>	<b>ECONOMIC AFFAIRS</b>	<b>1 871 717</b>	<b>2 281 750</b>	<b>0</b>	<b>7 098 799</b>	<b>8 298 379</b>	<b>14 162</b>	<b>3 094 889</b>	<b>92 175</b>	<b>22 751 871</b>
7041	General economic, commercial and labour affairs	675 771	858 096	0	344 407	2 326 556	2 379	35 449	41 732	4 284 390
7042	Agriculture, forestry, fishing and hunting	802 036	675 010	0	81 652	533 175	10 801	1 381 157	12 796	3 496 627
7043	Fuel and energy	26 429	66 550	0	824 060	293 530	88	841 775	28	2 052 460
7044	Mining, manufacturing and construction	211 782	162 401	0	701 312	1 567 188	614	178 135	11 985	2 833 417
7045	Transport	77 959	337 920	0	4 027 890	1 744 421	268	657 182	25 605	6 871 245
7046	Communication	57 985	133 217	0	1 058 480	454 971	0	1 034	13	1 705 700
7047	Other industries	8 675	22 343	0	60 998	762 534	0	75	7	854 632
7048	R&D Economic affairs	11 080	26 213	0	0	616 004	12	82	9	653 400
7049	Economic affairs n.e.c.	0	0	0	0	0	0	0	0	0
<b>705</b>	<b>ENVIRONMENTAL PROTECTION</b>	<b>162 598</b>	<b>251 260</b>	<b>0</b>	<b>0</b>	<b>485 748</b>	<b>370 258</b>	<b>33 537</b>	<b>571</b>	<b>1 303 972</b>
7051	Waste management	2 806	4 001	0	0	96 924	0	12 012	0	115 743
7052	Waste water management	6 578	16 592	0	0	0	179	42	239	23 630
7053	Pollution abatement	7 466	14 093	0	0	0	79	15 557	105	37 300
7054	Protection of biodiversity and landscape	84 554	99 942	0	0	388 824	370 000	589	0	943 909
7055	R&D Environmental protection	9 815	27 329	0	0	0	0	91	0	37 235
7056	Environmental protection n.e.c.	51 379	89 303	0	0	0	0	5 246	227	146 155
<b>706</b>	<b>HOUSING AND COMMUNITY AMENITIES</b>	<b>384 498</b>	<b>837 523</b>	<b>0</b>	<b>36 666</b>	<b>10 787 554</b>	<b>24 801</b>	<b>142 593</b>	<b>17 486</b>	<b>12 231 121</b>
7061	Housing development	50 031	89 705	0	39 868	4 625 157	0	34 997	96	4 839 854
7062	Community development	18 444	39 937	0	0	4 480 675	3	104	0	4 539 163
7063	Water supply	315 602	706 201	0	-3 202	1 681 722	24 798	107 491	17 390	2 850 002
7064	Street lighting	0	0	0	0	0	0	0	0	0
7065	R&D Housing and community amenities	421	1 680	0	0	0	0	1	0	2 102
7066	Housing and community amenities n.e.c.	0	0	0	0	0	0	0	0	0

Table D - Statement of sources and uses of cash for the year 2004/2005

Economic classification		Table 2 Cash payments for operating activities								
		21 Compensation of employees	22 Purchases of goods and services	24 Interest	25 Subsidies	26 Grants	27 Social benefits	28 Other expenses	29 Expenses not regarded as transactions	TOTAL  (21 - 29)
		R '000	R '000	R '000	R '000	R '000	R '000	R '000	R '000	R '000
<b>707</b>	<b>HEALTH</b>	<b>192 222</b>	<b>465 901</b>	<b>0</b>	<b>0</b>	<b>7 669 047</b>	<b>3 096</b>	<b>222 337</b>	<b>92</b>	<b>8 552 695</b>
7072	Outpatient services	0	0	0	0	0	0	0	0	0
70724	Ambulance services	0	0	0	0	0	0	0	0	0
7073	Hospital services	14 764	7 841	0	0	2 290 134	40	92	0	2 312 871
7074	Public health services	42 204	302 949	0	0	735 381	2 433	87 025	0	1 169 992
7075	R&D (Health)	0	0	0	0	241 075	0	0	0	241 075
7076	Health n.e.c.	135 254	155 111	0	0	4 402 457	623	135 220	92	4 828 757
7077	Other	0	0	0	0	0	0	0	0	0
<b>708</b>	<b>RECREATION, CULTURE AND RELIGION</b>	<b>86 205</b>	<b>191 690</b>	<b>0</b>	<b>110 265</b>	<b>1 286 880</b>	<b>0</b>	<b>341 943</b>	<b>333</b>	<b>2 017 316</b>
7081	Recreational and sporting services	11 405	29 726	0	0	177 165	0	61 262	10	279 568
7082	Cultural services	58 159	90 810	0	0	1 065 853	0	203 967	323	1 419 112
7083	Broadcasting and publishing services	11 494	22 772	0	110 265	17 803	0	213	0	162 547
7084	Religious and other community services	0	32 032	0	0	16 357	0	468	0	48 857
7085	R&D (Recreation, cultural and religion)	0	0	0	0	0	0	0	0	0
7086	Recreation, culture and religion n.e.c.	5 147	16 350	0	0	9 702	0	76 033	0	107 232
<b>709</b>	<b>EDUCATION</b>	<b>175 521</b>	<b>254 089</b>	<b>0</b>	<b>0</b>	<b>11 176 555</b>	<b>104</b>	<b>31 807</b>	<b>25 063</b>	<b>11 663 139</b>
7091	Pre-primary and primary education	2 202	11 438	0	0	932 654	0	6	0	946 300
7092	Secondary education	0	0	0	0	0	0	0	0	0
7093	Postsecondary non tertiary education (e.g. ABET)	0	0	0	0	0	0	0	0	0
7094	Tertiary education	0	0	0	0	9 302 904	0	0	0	9 302 904
7095	Education not definable by level	0	0	0	0	130 415	0	0	0	130 415
7096	Subsidiary services to education	0	0	0	0	0	0	0	0	0
7097	R&D (Education)	0	0	0	0	0	0	0	0	0
7098	Education n.e.c.	173 319	242 651	0	0	810 582	104	31 801	25 063	1 283 520

Table D - Statement of sources and uses of cash for the year 2004/2005

Economic classification		Table 2 Cash payments for operating activities								
		21 Compensation of employees	22 Purchases of goods and services	24 Interest	25 Subsidies	26 Grants	27 Social benefits	28 Other expenses	29 Expenses not regarded as transactions	TOTAL  (21 - 29)
		R '000	R '000	R '000	R '000	R '000	R '000	R '000	R '000	R '000
<b>710</b>	<b>SOCIAL PROTECTION</b>	95 743	230 511	0	0	4 545 177	721 190	22 409	1 179	5 616 209
7101	Sickness and disability	4 008	5 265	0	0	45 391	0	6 397	0	61 061
7102	Old age	1 019	16 015	0	0	1 544	704 821	1 059	604	725 062
7103	Survivors	0	0	0	0	0	0	0	0	0
7104	Family and children	6 786	8 549	0	0	60	0	24	0	15 419
7105	Unemployment	0	0	0	0	0	0	0	0	0
7106	Housing	0	0	0	0	0	0	0	0	0
7107	Social exclusion n.e.c.	2 257	3 482	0	0	0	0	5	0	5 744
7108	R&D (Social protection)	3 529	1 298	0	0	0	0	11	0	4 838
7109	Social protection n.e.c.	78 144	195 902	0	0	4 498 182	16 369	14 913	575	4 804 085



Table D - Statement of sources and uses of cash for the year 2004/2005

Economic classification		Table 3 Purchases of non-financial assets				
		611	612	613	614	TOTAL
		Fixed assets	Inventories	Valuables	Non produced assets	(611 - 614)
Functional classification		R '000	R '000	R '000	R '000	R '000
<b>70</b>	<b>GENERAL GOVERNMENT SERVICES</b>	<b>6 663 394</b>	<b>0</b>	<b>1 274</b>	<b>0</b>	<b>6 664 668</b>
<b>701</b>	<b>GENERAL PUBLIC SERVICES</b>	<b>1 001 855</b>	<b>0</b>	<b>1 274</b>	<b>0</b>	<b>1 003 129</b>
7011	Executive and legislative services, financial and fiscal affairs, other	218 448	0	1 274	0	219 722
7012	Foreign economic aid	0	0	0	0	0
7013	General services	770 198	0	0	0	770 198
7014	Basic research	10 964	0	0	0	10 964
7015	Research and Development General public services	27	0	0	0	27
7016	General public services n.e.c.	2 218	0	0	0	2 218
7017	Public debt transactions (mainly interest)	0	0	0	0	0
7018	Transfers of a general character between different levels of	0	0	0	0	0
<b>702</b>	<b>DEFENCE</b>	<b>762 549</b>	<b>0</b>	<b>0</b>	<b>0</b>	<b>762 549</b>
7021	Military defence	682 821	0	0	0	682 821
7022	Civil defence	0	0	0	0	0
7023	Foreign military aid	0	0	0	0	0
7024	R&D Defence	3 251	0	0	0	3 251
7025	Defence n.e.c.	76 477	0	0	0	76 477
<b>703</b>	<b>PUBLIC ORDER AND SAFETY</b>	<b>3 648 520</b>	<b>0</b>	<b>0</b>	<b>0</b>	<b>3 648 520</b>
7031	Police services	1 863 638	0	0	0	1 863 638
7032	Fire protection services	0	0	0	0	0
7033	Law courts	549 064	0	0	0	549 064
7034	Prisons	1 235 818	0	0	0	1 235 818
7035	R&D Public order and safety	0	0	0	0	0
7036	Public order and safety n.e.c.	0	0	0	0	0

Table D - Statement of sources and uses of cash for the year 2004/2005

Economic classification		Table 3 Purchases of non-financial assets				
		611 Fixed assets	612 Inventories	613 Valuables	614 Non produced assets	TOTAL (611 - 614)
		R '000	R '000	R '000	R '000	R '000
<b>704</b>	<b>ECONOMIC AFFAIRS</b>	<b>194 577</b>	<b>0</b>	<b>0</b>	<b>0</b>	<b>194 577</b>
7041	General economic, commercial and labor affairs	67 874	0	0	0	67 874
7042	Agriculture, forestry, fishing and hunting	103 505	0	0	0	103 505
7043	Fuel and energy	784	0	0	0	784
7044	Mining, manufacturing and construction	4 954	0	0	0	4 954
7045	Transport	13 864	0	0	0	13 864
7046	Communication	2 854	0	0	0	2 854
7047	Other industries	254	0	0	0	254
7048	R&D Economic affairs	488	0	0	0	488
7049	Economic affairs n.e.c.	0	0	0	0	0
<b>705</b>	<b>ENVIRONMENTAL PROTECTION</b>	<b>212 417</b>	<b>0</b>	<b>0</b>	<b>0</b>	<b>212 417</b>
7051	Waste management	34	0	0	0	34
7052	Waste water management	43 127	0	0	0	43 127
7053	Pollution abatement	93 414	0	0	0	93 414
7054	Protection of biodiversity and landscape	65 075	0	0	0	65 075
7055	R&D Environmental protection	171	0	0	0	171
7056	Environmental protection n.e.c.	10 596	0	0	0	10 596
<b>706</b>	<b>HOUSING AND COMMUNITY AMENITIES</b>	<b>573 487</b>	<b>0</b>	<b>0</b>	<b>0</b>	<b>573 487</b>
7061	Housing development	9 230	0	0	0	9 230
7062	Community development	1 662	0	0	0	1 662
7063	Water supply	562 518	0	0	0	562 518
7064	Street lighting	0	0	0	0	0
7065	R&D Housing and community amenities	77	0	0	0	77
7066	Housing and community amenities n.e.c.	0	0	0	0	0

Table D - Statement of sources and uses of cash for the year 2004/2005

Economic classification  Functional classification		Table 3 Purchases of non-financial assets				
		611 Fixed assets	612 Inventories	613 Valuables	614 Non produced assets	TOTAL (611 - 614)
		R '000	R '000	R '000	R '000	R '000
<b>707</b>	<b>HEALTH</b>	<b>31 814</b>	<b>0</b>	<b>0</b>	<b>0</b>	<b>31 814</b>
7072	Outpatient services	0	0	0	0	0
70724	Ambulance services	0	0	0	0	0
7073	Hospital services	1 972	0	0	0	1 972
7074	Public health services	5 172	0	0	0	5 172
7075	Research and Development (Health)	0	0	0	0	0
7076	Health n.e.c.	24 670	0	0	0	24 670
7077	Other	0	0	0	0	0
<b>708</b>	<b>RECREATION, CULTURE AND RELIGION</b>	<b>190 614</b>	<b>0</b>	<b>0</b>	<b>0</b>	<b>190 614</b>
7081	Recreational and sporting services	1 923	0	0	0	1 923
7082	Cultural services	177 213	0	0	0	177 213
7083	Broadcasting and publishing services	311	0	0	0	311
7084	Religious and other community services	10 992	0	0	0	10 992
7085	Research and Development (Recreation, cultural and religion)	0	0	0	0	0
7086	Recreation, culture and religion n.e.c.	175	0	0	0	175
<b>709</b>	<b>EDUCATION</b>	<b>38 018</b>	<b>0</b>	<b>0</b>	<b>0</b>	<b>38 018</b>
7091	Pre-primary and primary education	41	0	0	0	41
7092	Secondary education	0	0	0	0	0
7093	Postsecondary non tertiary education (e.g. ABET)	0	0	0	0	0
7094	Tertiary education	0	0	0	0	0
7095	Education not definable by level	0	0	0	0	0
7096	Subsidiary services to education	0	0	0	0	0
7097	Research and Development (Education)	0	0	0	0	0
7098	Education n.e.c.	37 977	0	0	0	37 977

Table D - Statement of sources and uses of cash for the year 2004/2005

Economic classification		Table 3 Purchases of non-financial assets				
		611 Fixed assets	612 Inventories	613 Valuables	614 Non produced assets	TOTAL (611 - 614)
		R '000	R '000	R '000	R '000	R '000
<b>710</b>	<b>SOCIAL PROTECTION</b>	<b>9 543</b>	<b>0</b>	<b>0</b>	<b>0</b>	<b>9 543</b>
7101	Sickness and disability	43	0	0	0	43
7102	Old age	23	0	0	0	23
7103	Survivors	0	0	0	0	0
7104	Family and children	355	0	0	0	355
7105	Unemployment	0	0	0	0	0
7106	Housing	0	0	0	0	0
7107	Social exclusion n.e.c.	87	0	0	0	87
7108	Research and Development (Social protection)	239	0	0	0	239
7109	Social protection n.e.c.	8 796	0	0	0	8 796

**Table D - Statement of sources and uses of cash for the year 2004/2005**

	R '000
<b>Table 4 Sale of non-financial assets</b>	<b>25 155</b>
311 Fixed assets	14 447
312 Strategic stocks	0
313 Valuables	0
314 Non produced assets	10 708

**Table D - Statement of sources and uses of cash for the year 2004/2005**

	R '000
<b>Table 5 Net acquisition of financial assets other than cash</b>	<b>97 981</b>
321 Domestic	0
322 Foreign	97 981

**Table D - Statement of sources and uses of cash for the year 2004/2005**

	R '000
<b>Table 6 Net incurrence of liabilities</b>	<b>45 161 841</b>
331 Domestic	39 328 194
332 Foreign	5 833 647

**Table 1 - Economic classification of cash receipts from operating activities for the 2004/2005 fiscal year**

		R '000
<b>1</b>	<b>Revenue</b>	<b>358 651 274</b>
<b>11</b>	<b>Taxes</b>	<b>352 114 336</b>
<b>111</b>	<b>Taxes on income, profits and capital gains</b>	<b>195 219 114</b>
1111	Payable by individuals	111 696 560
1112	Payable by businesses	83 522 554
1113	Unallocable	0
<b>112</b>	<b>Taxes on pay-roll and workforce</b>	<b>4 443 296</b>
<b>113</b>	<b>Taxes on property</b>	<b>9 012 634</b>
1131	Recurrent taxes on immovable property	0
1132	Recurrent taxes on net wealth	0
1133	Estate, inheritance and gift taxes	532 103
1134	Taxes on financial and capital transactions	8 480 531
1135	Other non-recurrent taxes on property	0
1136	Other recurrent taxes on property	0
<b>114</b>	<b>Taxes on goods and services</b>	<b>130 571 062</b>
1141	General taxes on goods and services	98 157 875
11411	Value-added taxes	98 157 875
11412	Sales taxes	0
11413	Turnover	0
1142	Excises	31 687 952
1143	Profits of fiscal monopolies	0
1144	Taxes on specific services (incl. gambling and betting)	-2 807
1145	Taxes on use of goods on permission to use goods or perform activities	453 390
11451	Motor vehicle taxes	0
11452	Other (Business and professional licenses)	453 390
1146	Other taxes on goods and services	274 652
<b>115</b>	<b>Taxes on international trade and transactions</b>	<b>11 831 502</b>
1151	Customs and other import duties	11 433 467
1152	Taxes on exports	808
1153	Profits of export or import monopolies	0
1154	Exchange profits	0
1155	Exchange taxes	0
1156	Other	397 227
<b>116</b>	<b>Other taxes</b>	<b>1 036 728</b>
1161	Payable solely by business	1 167 655
1162	Payable by other than business or unidentifiable	-130 927



**Table 1 - Economic classification of cash receipts from operating activities for the 2004/2005 fiscal year**

		R '000
<b>12</b>	<b>Social contributions</b>	<b>0</b>
<b>121</b>	<b>Social security contributions</b>	<b>0</b>
1211	Employee contributions	0
1212	Employer contributions	0
1213	Self-employed or non employed	0
1214	Unallocable	0
<b>122</b>	<b>Other social contributions</b>	<b>0</b>
1221	Employee contributions	0
1222	Employer contributions	0
1223	Imputed contributions	0
<b>13</b>	<b>Grants</b>	<b>911 759</b>
<b>131</b>	<b>Foreign governments</b>	<b>911 759</b>
1311	Current	911 759
1312	Capital	0
<b>132</b>	<b>International institutions</b>	<b>0</b>
1321	Current	0
1322	Capital	0
<b>133</b>	<b>Other general government institutions</b>	<b>0</b>
1331	Current	0
13311	National government	0
13312	National extra-budgetary	0
13313	Provincial government	0
13314	Provincial extra-budgetary	0
13315	Social security funds	0
13316	Universities	0
13317	Universities of technology	0
13318	Municipalities	0
1332	Capital	0
13321	National government	0
13322	National extra-budgetary	0
13323	Provincial government	0
13324	Provincial extra-budgetary	0
13325	Social security funds	0
13326	Universities	0
13327	Universities of technology	0
13328	Municipalities	0

**Table 1 - Economic classification of cash receipts from operating activities for the 2004/2005 fiscal year**

		R '000
<b>14</b>	<b>Other revenue</b>	<b>5 625 179</b>
<b>141</b>	<b>Property income</b>	<b>2 918 060</b>
1411	Interest	1 729 193
1412	Dividends	1 081 099
1413	Withdrawals from income of quasi-corporations	0
1414	Property income attributed to insurance policyholders	0
1415	Rent (including Royalties)	107 768
<b>142</b>	<b>Sales of goods and services</b>	<b>2 159 527</b>
1421	Sales by market establishment	0
1422	Administrative fees (compulsory licences, drivers licences, passports, court fees)	1 711 452
1423	Incidental sales by non-market establishments (museums, hospital fees, tuition fees)	448 075
1424	Imputed sales of goods and services	0
1425	Incidental sales to other General Government institutions	0
14251	National government	0
14252	National extra-budgetary	0
14253	Provincial government	0
14254	Provincial extra-budgetary	0
14255	Social security funds	0
14256	Universities	0
14257	Universities of technology	0
14258	Municipalities	0

**Table 1 - Economic classification of cash receipts from operating activities for the 2004/2005 fiscal year**

		R '000
<b>143</b>	<b>Fines, penalties and forfeits</b>	<b>387 653</b>
<b>144</b>	<b>Voluntary transfers other than grants</b>	<b>14 025</b>
<b>1441</b>	<b>Current</b>	<b>14 025</b>
14411	Non-financial public corporation	0
14412	Financial public corporation	0
14413	NPISH	0
14414	Households	0
14415	Private sector	0
14416	Other	14 025
<b>1442</b>	<b>Capital</b>	<b>0</b>
14421	Non-financial public corporations	0
14422	Financial public corporations	0
14423	NPISH	0
14424	Households	0
14425	Private	0
<b>145</b>	<b>Miscellaneous and unidentified revenue</b>	<b>145 914</b>
1451	Selling of scrap and waste	145 914
1452	Stale cheques	0
1453	Recoveries of previous year expenditure	0
1454	Non-life insurance claims	0
1455	Damage to government property	0
1456	Profits on sale of Non-Financial assets	0
1457	Profits on Financial assets	0
1458	Other	0

**Table 2 - Economic and functional classification of cash payments for operating activities for the 2004/2005 fiscal year**

Functional classification		Economic classification				TOTAL (2111 - 2122) R '000
		21 Compensation of employees		212 Social contributions		
		2111 Wages and salaries in cash	2112 Wages and salaries in kind	2121 Actual social contributions	2122 Imputed social contributions	
		R '000	R '000	R '000	R '000	
<b>70</b>	<b>GENERAL GOVERNMENT SERVICES</b>	<b>32 805 254</b>	<b>0</b>	<b>8 420 107</b>	<b>0</b>	<b>41 225 361</b>
<b>701</b>	<b>GENERAL PUBLIC SERVICES</b>	<b>3 018 409</b>	<b>0</b>	<b>1 630 944</b>	<b>0</b>	<b>4 649 353</b>
7011	Executive and legislative services, financial and fiscal affairs, other than foreign aid	1 647 493	0	192 641	0	1 840 134
70111	Executive and legislative services	389 973	0	82 250	0	472 223
70112	Financial and fiscal affairs	338 471	0	17 696	0	356 167
70113	External Affairs	919 049	0	92 695	0	1 011 744
7012	Foreign economic aid	0	0	0	0	0
70121	Economic aid to developing countries and countries in transition	0	0	0	0	0
70122	Economic aid routed through international agencies	0	0	0	0	0
7013	General services	1 318 189	0	231 197	0	1 549 386
70131	General personnel services	102 408	0	15 094	0	117 502
70132	Overall planning and statistical services	212 098	0	30 678	0	242 776
70133	Other general services	1 003 683	0	185 425	0	1 189 108
7014	Basic research	51 310	0	6 894	0	58 204
7015	R&D General public services	1 417	0	254	0	1 671
7016	General public services n.e.c.	0	0	1 199 958	0	1 199 958
7017	Public debt transactions (mainly interest)	0	0	0	0	0
7018	Transfers of a general character between different levels of government	0	0	0	0	0

**Table 2 - Economic and functional classification of cash payments for operating activities for the 2004/2005 fiscal year**

Functional classification		Economic classification				TOTAL (2111 - 2122) R '000
		21 Compensation of employees		212 Social contributions		
		2111 Wages and salaries in cash	2112 Wages and salaries in kind	2121 Actual social contributions	2122 Imputed social contributions	
		R '000	R '000	R '000	R '000	
<b>702</b>	<b>DEFENCE</b>	6 873 080	0	853 094	0	7 726 174
7021	Military defence	6 851 183	0	850 125	0	7 701 308
7022	Civil defence	0	0	0	0	0
7023	Foreign military aid	0	0	0	0	0
7024	R&D Defence	21 897	0	2 969	0	24 866
7025	Defence n.e.c.	0	0	0	0	0
<b>703</b>	<b>PUBLIC ORDER AND SAFETY</b>	20 378 751	0	5 502 579	0	25 881 330
7031	Police services	13 742 562	0	4 054 807	0	17 797 369
7032	Fire protection services	0	0	0	0	0
7033	Law courts	2 557 951	0	390 037	0	2 947 988
7034	Prisons	4 078 238	0	1 057 735	0	5 135 973
7035	R&D Public order and safety	0	0	0	0	0
7036	Public order and safety n.e.c.	0	0	0	0	0
<b>704</b>	<b>ECONOMIC AFFAIRS</b>	1 586 587	0	285 130	0	1 871 717
7041	General economic, commercial and labour affairs	547 077	0	128 694	0	675 771
70411	General economic and commercial affairs	266 799	0	36 719	0	303 518
70412	General labour affairs	280 278	0	91 975	0	372 253
7042	Agriculture, forestry, fishing and hunting	698 026	0	104 010	0	802 036
70421	Agriculture	454 040	0	61 306	0	515 346
70422	Forestry	243 986	0	42 704	0	286 690
70423	Fishing and hunting	0	0	0	0	0

**Table 2 - Economic and functional classification of cash payments for operating activities for the 2004/2005 fiscal year**

Functional classification		Economic classification				TOTAL (2111 - 2122) R '000
		21 Compensation of employees		212 Social contributions		
		211 Wages and salaries		212 Social contributions		
		2111 Wages and salaries in cash	2112 Wages and salaries in kind	2121 Actual social contributions	2122 Imputed social contributions	
		R '000	R '000	R '000	R '000	R '000
7043	Fuel and energy	22 800	0	3 629	0	26 429
70431	Coal and other solid mineral fuels	0	0	0	0	0
70432	Petroleum and natural gas	0	0	0	0	0
70433	Nuclear fuels	1 928	0	296	0	2 224
70434	Other fuels	0	0	0	0	0
70435	Electricity	20 872	0	3 333	0	24 205
70436	Non electric energy	0	0	0	0	0
7044	Mining, manufacturing and construction	182 151	0	29 631	0	211 782
70441	Mining of mineral resources other than mineral fuels	141 030	0	23 329	0	164 359
70442	Manufacturing	41 121	0	6 302	0	47 423
70443	Construction	0	0	0	0	0
7045	Transport	68 251	0	9 708	0	77 959
70451	Road transport	49 573	0	7 244	0	56 817
70452	Water transport	7 209	0	949	0	8 158
70453	Railway transport	0	0	0	0	0
70454	Air transport	11 469	0	1 515	0	12 984
70455	Pipeline and other transport	0	0	0	0	0
7046	Communication	50 990	0	6 995	0	57 985
70461	R&D (Communication)	148	0	29	0	177
70462	Other communication	50 842	0	6 966	0	57 808

**Table 2 - Economic and functional classification of cash payments for operating activities for the 2004/2005 fiscal year**

Functional classification		Economic classification				TOTAL (2111 - 2122) R '000
		21 Compensation of employees		212 Social contributions		
		2111 Wages and salaries in cash	2112 Wages and salaries in kind	2121 Actual social contributions	2122 Imputed social contributions	
		R '000	R '000	R '000	R '000	
7047	Other industries	7 539	0	1 136	0	8 675
70471	Distributive trades, storage and warehousing	24	0	1	0	25
70472	Hotels and restaurants	0	0	0	0	0
70473	Tourism	7 515	0	1 135	0	8 650
70474	Multipurpose development projects	0	0	0	0	0
7048	R&D Economic affairs	9 753	0	1 327	0	11 080
70481	R&D General economic, commercial and labour affairs	1 807	0	182	0	1 989
70482	R&D Agriculture, forestry, fishing and hunting	2 100	0	352	0	2 452
70483	R&D Fuel and energy	0	0	0	0	0
70484	R&D Mining, manufacturing and construction	0	0	0	0	0
70485	R&D Transport	4 429	0	545	0	4 974
70486	R&D Communication	0	0	0	0	0
70487	R&D Other industries	1 417	0	248	0	1 665
7049	Economic affairs n.e.c.	0	0	0	0	0
<b>705</b>	<b>ENVIRONMENTAL PROTECTION</b>	<b>140 311</b>	<b>0</b>	<b>22 287</b>	<b>0</b>	<b>162 598</b>
7051	Waste management	2 434	0	372	0	2 806
7052	Waste water management	5 690	0	888	0	6 578
7053	Pollution abatement	6 492	0	974	0	7 466
7054	Protection of biodiversity and landscape	72 187	0	12 367	0	84 554
7055	R&D Environmental protection	9 050	0	765	0	9 815
7056	Environmental protection n.e.c.	44 458	0	6 921	0	51 379

**Table 2 - Economic and functional classification of cash payments for operating activities for the 2004/2005 fiscal year**

Functional classification		Economic classification				TOTAL (2111 - 2122) R '000
		21 Compensation of employees		212 Social contributions		
		2111 Wages and salaries in cash	2112 Wages and salaries in kind	2121 Actual social contributions	2122 Imputed social contributions	
		R '000	R '000	R '000	R '000	
<b>706</b>	<b>HOUSING AND COMMUNITY AMENITIES</b>	325 340	0	59 158	0	384 498
7061	Housing development	43 598	0	6 433	0	50 031
7062	Community development	16 288	0	2 156	0	18 444
7063	Water supply	265 053	0	50 549	0	315 602
7064	Street lighting	0	0	0	0	0
7065	R&D Housing and community amenities	401	0	20	0	421
7066	Housing and community amenities n.e.c.	0	0	0	0	0
<b>707</b>	<b>HEALTH</b>	166 687	0	25 535	0	192 222
7072	Outpatient services	0	0	0	0	0
70724	Ambulance services	0	0	0	0	0
7073	Hospital services	12 754	0	2 010	0	14 764
7074	Public health services	36 620	0	5 584	0	42 204
7075	R&D (Health)	0	0	0	0	0
7076	Health n.e.c.	117 313	0	17 941	0	135 254
7077	Other	0	0	0	0	0
<b>708</b>	<b>RECREATION, CULTURE AND RELIGION</b>	75 842	0	10 363	0	86 205
7081	Recreational and sporting services	10 016	0	1 389	0	11 405
7082	Cultural services	50 951	0	7 208	0	58 159
7083	Broadcasting and publishing services	10 111	0	1 383	0	11 494
7084	Religious and other community services	0	0	0	0	0
7085	R&D (Recreation, cultural and religion)	0	0	0	0	0
7086	Recreation, culture and religion n.e.c.	4 764	0	383	0	5 147



**Table 2 - Economic and functional classification of cash payments for operating activities for the 2004/2005 fiscal year**

Functional classification		Economic classification				TOTAL (2111 - 2122) R '000
		21 Compensation of employees		212 Social contributions		
		2111 Wages and salaries in cash	2112 Wages and salaries in kind	2121 Actual social contributions	2122 Imputed social contributions	
		R '000	R '000	R '000	R '000	
<b>709</b>	<b>EDUCATION</b>	156 382	0	19 139	0	175 521
7091	Pre-primary and primary education	1 948	0	254	0	2 202
7092	Secondary education	0	0	0	0	0
7093	Postsecondary non tertiary education (e.g. ABET)	0	0	0	0	0
7094	Tertiary education	0	0	0	0	0
7095	Education not definable by level	0	0	0	0	0
7096	Subsidiary services to education	0	0	0	0	0
7097	R&D (Education)	0	0	0	0	0
7098	Education n.e.c.	154 434	0	18 885	0	173 319
<b>710</b>	<b>SOCIAL PROTECTION</b>	83 865	0	11 878	0	95 743
7101	Sickness and disability	3 507	0	501	0	4 008
71011	Sickness	0	0	0	0	0
71012	Disability	3 507	0	501	0	4 008
7102	Old age	879	0	140	0	1 019
7103	Survivors	0	0	0	0	0
7104	Family and children	5 859	0	927	0	6 786
7105	Unemployment	0	0	0	0	0
7106	Housing	0	0	0	0	0
7107	Social exclusion n.e.c.	1 936	0	321	0	2 257
7108	R&D (Social protection)	3 034	0	495	0	3 529
7109	Social protection n.e.c.	68 650	0	9 494	0	78 144

Table 2 - Economic and functional classification of cash payments for operating activities for the 2004/2005 fiscal year

Functional classification		Economic classification									TOTAL (223 - 2248)	
		22 Use of goods and services										
		223 Other goods and services	224 Professional services rendered by other general government institutions									
		2241 National government	2242 National extra- budgetary	2243 Provincial government	2244 Provincial extra- budgetary	2245 Social security funds	2246 Universities	2247 Universities of technology	2248 Municipalities			
		R '000	R '000	R '000	R '000	R '000	R '000	R '000	R '000	R '000	R '000	
<b>70</b>	<b>GENERAL GOVERNMENT SERVICES</b>	<b>23 107 693</b>	<b>69 566</b>	<b>170 502</b>	<b>0</b>	<b>0</b>	<b>0</b>	<b>0</b>	<b>0</b>	<b>0</b>	<b>23 347 761</b>	
<b>701</b>	<b>GENERAL PUBLIC SERVICES</b>	5 836 623	7 678	38 235	0	0	0	0	0	0	5 882 536	
7011	Executive and legislative services, financial and fiscal affairs, other than foreign aid	1 670 187	2 299	11 952	0	0	0	0	0	0	1 684 438	
70111	Executive and legislative services	272 546	94	1 491	0	0	0	0	0	0	274 131	
70112	Financial and fiscal affairs	501 213	1 979	6 638	0	0	0	0	0	0	509 830	
70113	External Affairs	896 428	226	3 823	0	0	0	0	0	0	900 477	
7012	Foreign economic aid	0	0	0	0	0	0	0	0	0	0	
70121	Economic aid to developing countries and countries in transition	0	0	0	0	0	0	0	0	0	0	
70122	Economic aid routed through international agencies	0	0	0	0	0	0	0	0	0	0	
7013	General services	1 625 338	5 379	25 543	0	0	0	0	0	0	1 656 260	
70131	General personnel services	105 678	247	2 234	0	0	0	0	0	0	108 159	
70132	Overall planning and statistical services	273 534	1 255	3 329	0	0	0	0	0	0	278 118	
70133	Other general services	1 246 126	3 877	19 980	0	0	0	0	0	0	1 269 983	
7014	Basic research	66 167	0	740	0	0	0	0	0	0	66 907	
7015	R&D General public services	5 633	0	0	0	0	0	0	0	0	5 633	
7016	General public services n.e.c.	0	0	0	0	0	0	0	0	0	0	
7017	Public debt transactions (mainly interest)	2 469 298	0	0	0	0	0	0	0	0	2 469 298	
7018	Transfers of a general character between different levels of government	0	0	0	0	0	0	0	0	0	0	

**Table 2 - Economic and functional classification of cash payments for operating activities for the 2004/2005 fiscal year**

Functional classification		Economic classification									TOTAL (223 - 2248) R '000	
		22 Use of goods and services										
		223 Other goods and services R '000	224 Professional services rendered by other general government institutions									
		2241 National government R '000	2242 National extra- budgetary R '000	2243 Provincial government R '000	2244 Provincial extra- budgetary R '000	2245 Social security funds R '000	2246 Universities R '000	2247 Universities of technology R '000	2248 Municipalities R '000			
<b>702</b>	<b>DEFENCE</b>	<b>4 082 254</b>	<b>20</b>	<b>26 048</b>	<b>0</b>	<b>0</b>	<b>0</b>	<b>0</b>	<b>0</b>	<b>0</b>	<b>4 108 322</b>	
7021	Military defence	3 573 920	20	26 048	0	0	0	0	0	0	3 599 988	
7022	Civil defence	0	0	0	0	0	0	0	0	0	0	
7023	Foreign military aid	0	0	0	0	0	0	0	0	0	0	
7024	R&D Defence	15 135	0	0	0	0	0	0	0	0	15 135	
7025	Defence n.e.c.	493 199	0	0	0	0	0	0	0	0	493 199	
<b>703</b>	<b>PUBLIC ORDER AND SAFETY</b>	<b>8 749 187</b>	<b>34 340</b>	<b>60 652</b>	<b>0</b>	<b>0</b>	<b>0</b>	<b>0</b>	<b>0</b>	<b>0</b>	<b>8 844 179</b>	
7031	Police services	5 412 995	293	31 547	0	0	0	0	0	0	5 444 835	
7032	Fire protection services	0	0	0	0	0	0	0	0	0	0	
7033	Law courts	1 396 473	27 866	12 724	0	0	0	0	0	0	1 437 063	
7034	Prisons	1 939 719	6 181	16 381	0	0	0	0	0	0	1 962 281	
7035	R&D Public order and safety	0	0	0	0	0	0	0	0	0	0	
7036	Public order and safety n.e.c.	0	0	0	0	0	0	0	0	0	0	
<b>704</b>	<b>ECONOMIC AFFAIRS</b>	<b>2 237 636</b>	<b>15 949</b>	<b>28 165</b>	<b>0</b>	<b>0</b>	<b>0</b>	<b>0</b>	<b>0</b>	<b>0</b>	<b>2 281 750</b>	
7041	General economic, commercial and labour affairs	836 476	6 316	15 304	0	0	0	0	0	0	858 096	
70411	General economic and commercial affairs	414 361	5 042	3 755	0	0	0	0	0	0	423 158	
70412	General labour affairs	422 115	1 274	11 549	0	0	0	0	0	0	434 938	
7042	Agriculture, forestry, fishing and hunting	662 060	6 428	6 522	0	0	0	0	0	0	675 010	
70421	Agriculture	469 491	4 724	3 517	0	0	0	0	0	0	477 732	
70422	Forestry	192 569	1 704	3 005	0	0	0	0	0	0	197 278	
70423	Fishing and hunting	0	0	0	0	0	0	0	0	0	0	

Table 2 - Economic and functional classification of cash payments for operating activities for the 2004/2005 fiscal year

Functional classification		Economic classification									TOTAL (223 - 2248)
		223	224 Professional services rendered by other general government institutions								
		Other goods and services	2241 National government	2242 National extra-budgetary	2243 Provincial government	2244 Provincial extra-budgetary	2245 Social security funds	2246 Universities	2247 Universities of technology	2248 Municipalities	
		R '000	R '000	R '000	R '000	R '000	R '000	R '000	R '000	R '000	R '000
7043	Fuel and energy	66 217	83	250	0	0	0	0	0	0	66 550
70431	Coal and other solid mineral fuels	0	0	0	0	0	0	0	0	0	0
70432	Petroleum and natural gas	0	0	0	0	0	0	0	0	0	0
70433	Nuclear fuels	5 788	7	21	0	0	0	0	0	0	5 816
70434	Other fuels	0	0	0	0	0	0	0	0	0	0
70435	Electricity	60 429	76	229	0	0	0	0	0	0	60 734
70436	Non electric energy	0	0	0	0	0	0	0	0	0	0
7044	Mining, manufacturing and construction	159 278	809	2 314	0	0	0	0	0	0	162 401
70441	Mining of mineral resources other than mineral fuels	83 228	725	1 545	0	0	0	0	0	0	85 498
70442	Manufacturing	76 050	84	769	0	0	0	0	0	0	76 903
70443	Construction	0	0	0	0	0	0	0	0	0	0
7045	Transport	333 854	1 523	2 543	0	0	0	0	0	0	337 920
70451	Road transport	251 842	1 501	1 847	0	0	0	0	0	0	255 190
70452	Water transport	69 404	8	269	0	0	0	0	0	0	69 681
70453	Railway transport	0	0	0	0	0	0	0	0	0	0
70454	Air transport	12 608	14	427	0	0	0	0	0	0	13 049
70455	Pipeline and other transport	0	0	0	0	0	0	0	0	0	0
7046	Communication	131 580	662	975	0	0	0	0	0	0	133 217
70461	R&D (Communication)	1 681	2	3	0	0	0	0	0	0	1 686
70462	Other communication	129 899	660	972	0	0	0	0	0	0	131 531

Table 2 - Economic and functional classification of cash payments for operating activities for the 2004/2005 fiscal year

Functional classification		Economic classification									TOTAL (223 - 2248)	
		22 Use of goods and services										
		223 Other goods and services	224 Professional services rendered by other general government institutions									
		2241 National government	2242 National extra- budgetary	2243 Provincial government	2244 Provincial extra- budgetary	2245 Social security funds	2246 Universities	2247 Universities of technology	2248 Municipalities			
		R '000	R '000	R '000	R '000	R '000	R '000	R '000	R '000	R '000	R '000	
7047	Other industries	22 343	0	0	0	0	0	0	0	0	22 343	
70471	Distributive trades, storage and warehousing	44	0	0	0	0	0	0	0	0	44	
70472	Hotels and restaurants	0	0	0	0	0	0	0	0	0	0	
70473	Tourism	22 299	0	0	0	0	0	0	0	0	22 299	
70474	Multipurpose development projects	0	0	0	0	0	0	0	0	0	0	
7048	R&D Economic affairs	25 828	128	257	0	0	0	0	0	0	26 213	
70481	R&D General economic, commercial and labour affairs	2 231	122	90	0	0	0	0	0	0	2 443	
70482	R&D Agriculture, forestry, fishing and hunting	17 630	1	2	0	0	0	0	0	0	17 633	
70483	R&D Fuel and energy	0	0	0	0	0	0	0	0	0	0	
70484	R&D Mining, manufacturing and construction	0	0	0	0	0	0	0	0	0	0	
70485	R&D Transport	3 986	5	165	0	0	0	0	0	0	4 156	
70486	R&D Communication	0	0	0	0	0	0	0	0	0	0	
70487	R&D Other industries	1 981	0	0	0	0	0	0	0	0	1 981	
7049	Economic affairs n.e.c.	0	0	0	0	0	0	0	0	0	0	
<b>705</b>	<b>ENVIRONMENTAL PROTECTION</b>	<b>250 356</b>	<b>542</b>	<b>362</b>	<b>0</b>	<b>0</b>	<b>0</b>	<b>0</b>	<b>0</b>	<b>0</b>	<b>251 260</b>	
7051	Waste management	4 001	0	0	0	0	0	0	0	0	4 001	
7052	Waste water management	16 494	35	63	0	0	0	0	0	0	16 592	
7053	Pollution abatement	14 039	27	27	0	0	0	0	0	0	14 093	
7054	Protection of biodiversity and landscape	99 648	294	0	0	0	0	0	0	0	99 942	
7055	R&D Environmental protection	27 329	0	0	0	0	0	0	0	0	27 329	
7056	Environmental protection n.e.c.	88 845	186	272	0	0	0	0	0	0	89 303	

Table 2 - Economic and functional classification of cash payments for operating activities for the 2004/2005 fiscal year

Functional classification		Economic classification									TOTAL (223 - 2248)
		22 Use of goods and services	224 Professional services rendered by other general government institutions								
		223 Other goods and services	2241 National government	2242 National extra- budgetary	2243 Provincial government	2244 Provincial extra- budgetary	2245 Social security funds	2246 Universities	2247 Universities of technology	2248 Municipalities	
		R '000	R '000	R '000	R '000	R '000	R '000	R '000	R '000	R '000	R '000
<b>706</b>	<b>HOUSING AND COMMUNITY AMENITIES</b>	<b>828 588</b>	<b>2 601</b>	<b>6 334</b>	<b>0</b>	<b>0</b>	<b>0</b>	<b>0</b>	<b>0</b>	<b>0</b>	<b>837 523</b>
7061	Housing development	88 401	19	1 285	0	0	0	0	0	0	89 705
7062	Community development	39 440	0	497	0	0	0	0	0	0	39 937
7063	Water supply	699 067	2 582	4 552	0	0	0	0	0	0	706 201
7064	Street lighting	0	0	0	0	0	0	0	0	0	0
7065	R&D Housing and community amenities	1 680	0	0	0	0	0	0	0	0	1 680
7066	Housing and community amenities n.e.c.	0	0	0	0	0	0	0	0	0	0
<b>707</b>	<b>HEALTH</b>	<b>458 378</b>	<b>5 897</b>	<b>1 626</b>	<b>0</b>	<b>0</b>	<b>0</b>	<b>0</b>	<b>0</b>	<b>0</b>	<b>465 901</b>
7072	Outpatient services	0	0	0	0	0	0	0	0	0	0
70724	Ambulance services	0	0	0	0	0	0	0	0	0	0
7073	Hospital services	7 518	198	125	0	0	0	0	0	0	7 841
7074	Public health services	302 192	388	369	0	0	0	0	0	0	302 949
7075	R&D (Health)	0	0	0	0	0	0	0	0	0	0
7076	Health n.e.c.	148 668	5 311	1 132	0	0	0	0	0	0	155 111
7077	Other	0	0	0	0	0	0	0	0	0	0
<b>708</b>	<b>RECREATION, CULTURE AND RELIGION</b>	<b>189 295</b>	<b>493</b>	<b>1 902</b>	<b>0</b>	<b>0</b>	<b>0</b>	<b>0</b>	<b>0</b>	<b>0</b>	<b>191 690</b>
7081	Recreational and sporting services	28 890	0	836	0	0	0	0	0	0	29 726
7082	Cultural services	89 637	362	811	0	0	0	0	0	0	90 810
7083	Broadcasting and publishing services	22 448	131	193	0	0	0	0	0	0	22 772
7084	Religious and other community services	32 032	0	0	0	0	0	0	0	0	32 032
7085	R&D (Recreation, cultural and religion)	0	0	0	0	0	0	0	0	0	0
7086	Recreation, culture and religion n.e.c.	16 288	0	62	0	0	0	0	0	0	16 350

**Table 2 - Economic and functional classification of cash payments for operating activities for the 2004/2005 fiscal year**

Functional classification		Economic classification									TOTAL (223 - 2248)
		22 Use of goods and services	224 Professional services rendered by other general government institutions								
		223 Other goods and services	2241 National government	2242 National extra- budgetary	2243 Provincial government	2244 Provincial extra- budgetary	2245 Social security funds	2246 Universities	2247 Universities of technology	2248 Municipalities	
		R '000	R '000	R '000	R '000	R '000	R '000	R '000	R '000	R '000	R '000
<b>709</b>	<b>EDUCATION</b>	<b>249 422</b>	<b>1 183</b>	<b>3 484</b>	<b>0</b>	<b>0</b>	<b>0</b>	<b>0</b>	<b>0</b>	<b>0</b>	<b>254 089</b>
7091	Pre-primary and primary education	11 438	0	0	0	0	0	0	0	0	11 438
7092	Secondary education	0	0	0	0	0	0	0	0	0	0
7093	Postsecondary non tertiary education (e.g. ABET)	0	0	0	0	0	0	0	0	0	0
7094	Tertiary education	0	0	0	0	0	0	0	0	0	0
7095	Education not definable by level	0	0	0	0	0	0	0	0	0	0
7096	Subsidiary services to education	0	0	0	0	0	0	0	0	0	0
7097	R&D (Education)	0	0	0	0	0	0	0	0	0	0
7098	Education n.e.c.	237 984	1 183	3 484	0	0	0	0	0	0	242 651
<b>710</b>	<b>SOCIAL PROTECTION</b>	<b>225 954</b>	<b>863</b>	<b>3 694</b>	<b>0</b>	<b>0</b>	<b>0</b>	<b>0</b>	<b>0</b>	<b>0</b>	<b>230 511</b>
7101	Sickness and disability	5 265	0	0	0	0	0	0	0	0	5 265
71011	Sickness	0	0	0	0	0	0	0	0	0	0
71012	Disability	5 265	0	0	0	0	0	0	0	0	5 265
7102	Old age	16 015	0	0	0	0	0	0	0	0	16 015
7103	Survivors	0	0	0	0	0	0	0	0	0	0
7104	Family and children	8 549	0	0	0	0	0	0	0	0	8 549
7105	Unemployment	0	0	0	0	0	0	0	0	0	0
7106	Housing	0	0	0	0	0	0	0	0	0	0
7107	Social exclusion n.e.c.	3 328	154	0	0	0	0	0	0	0	3 482
7108	R&D (Social protection)	1 298	0	0	0	0	0	0	0	0	1 298
7109	Social protection n.e.c.	191 499	709	3 694	0	0	0	0	0	0	195 902

Table 2 - Economic and functional classification of cash payments for operating activities for the 2004/2005 fiscal year

Functional classification		Economic classification											TOTAL (241 - 2438)	
		24 Interest		243 To other general government institutions										TOTAL (2431 - 2438)
		241 To non-residents	242 To residents	2431 National government	2432 National extra-budgetary	2433 Provincial government	2434 Provincial extra-budgetary	2435 Social security funds	2436 Universities	2437 Universities of technology	2438 Municipalities			
R '000	R '000	R '000	R '000	R '000	R '000	R '000	R '000	R '000	R '000	R '000	R '000			
<b>70</b>	<b>GENERAL GOVERNMENT SERVICES</b>	0	48 659 359	0	0	0	0	0	0	0	0	0	0	48 659 359
<b>701</b>	<b>GENERAL PUBLIC SERVICES</b>	0	48 659 359	0	0	0	0	0	0	0	0	0	0	48 659 359
7011	Executive and legislative services, financial and fiscal affairs, other than foreign aid	0	0	0	0	0	0	0	0	0	0	0	0	0
70111	Executive and legislative services	0	0	0	0	0	0	0	0	0	0	0	0	0
70112	Financial and fiscal affairs	0	0	0	0	0	0	0	0	0	0	0	0	0
70113	External Affairs	0	0	0	0	0	0	0	0	0	0	0	0	0
7012	Foreign economic aid	0	0	0	0	0	0	0	0	0	0	0	0	0
70121	Economic aid to developing countries and countries in transition	0	0	0	0	0	0	0	0	0	0	0	0	0
70122	Economic aid routed through international agencies	0	0	0	0	0	0	0	0	0	0	0	0	0
7013	General services	0	0	0	0	0	0	0	0	0	0	0	0	0
70131	General personnel services	0	0	0	0	0	0	0	0	0	0	0	0	0
70132	Overall planning and statistical services	0	0	0	0	0	0	0	0	0	0	0	0	0
70133	Other general services	0	0	0	0	0	0	0	0	0	0	0	0	0
7014	Basic research	0	0	0	0	0	0	0	0	0	0	0	0	0
7015	R&D General public services	0	0	0	0	0	0	0	0	0	0	0	0	0
7016	General public services n.e.c.	0	0	0	0	0	0	0	0	0	0	0	0	0
7017	Public debt transactions (mainly interest)	0	48 659 359	0	0	0	0	0	0	0	0	0	0	48 659 359
7018	Transfers of a general character between different levels of government	0	0	0	0	0	0	0	0	0	0	0	0	0



Table 2 - Economic and functional classification of cash payments for operating activities for the 2004/2005 fiscal year

Functional classification		Economic classification										TOTAL		
		24 Interest		243 To other general government institutions								TOTAL		(241 - 2438)
		241 To non-residents	242 To residents	2431 National government	2432 National extra-budgetary	2433 Provincial government	2434 Provincial extra-budgetary	2435 Social security funds	2436 Universities	2437 Universities of technology	2438 Municipalities	(2431 - 2438)		
R '000	R '000	R '000	R '000	R '000	R '000	R '000	R '000	R '000	R '000	R '000	R '000			
<b>702</b>	<b>DEFENCE</b>	0	0	0	0	0	0	0	0	0	0	0	0	
7021	Military defence	0	0	0	0	0	0	0	0	0	0	0	0	
7022	Civil defence	0	0	0	0	0	0	0	0	0	0	0	0	
7023	Foreign military aid	0	0	0	0	0	0	0	0	0	0	0	0	
7024	R&D defence	0	0	0	0	0	0	0	0	0	0	0	0	
7025	Defence n.e.c.	0	0	0	0	0	0	0	0	0	0	0	0	
<b>703</b>	<b>PUBLIC ORDER AND SAFETY</b>	0	0	0	0	0	0	0	0	0	0	0	0	
7031	Police services	0	0	0	0	0	0	0	0	0	0	0	0	
7032	Fire protection services	0	0	0	0	0	0	0	0	0	0	0	0	
7033	Law courts	0	0	0	0	0	0	0	0	0	0	0	0	
7034	Prisons	0	0	0	0	0	0	0	0	0	0	0	0	
7035	R&D Public order and safety	0	0	0	0	0	0	0	0	0	0	0	0	
7036	Public order and safety n.e.c.	0	0	0	0	0	0	0	0	0	0	0	0	
<b>704</b>	<b>ECONOMIC AFFAIRS</b>	0	0	0	0	0	0	0	0	0	0	0	0	
7041	General economic, commercial and labour affairs	0	0	0	0	0	0	0	0	0	0	0	0	
70411	General economic and commercial affairs	0	0	0	0	0	0	0	0	0	0	0	0	
70412	General labour affairs	0	0	0	0	0	0	0	0	0	0	0	0	
7042	Agriculture, forestry, fishing and hunting	0	0	0	0	0	0	0	0	0	0	0	0	
70421	Agriculture	0	0	0	0	0	0	0	0	0	0	0	0	
70422	Forestry	0	0	0	0	0	0	0	0	0	0	0	0	
70423	Fishing and hunting	0	0	0	0	0	0	0	0	0	0	0	0	

Table 2 - Economic and functional classification of cash payments for operating activities for the 2004/2005 fiscal year

Economic classification		24 Interest											TOTAL (241 - 2438)
		241 To non-residents	242 To residents	243 To other general government institutions								TOTAL (2431 - 2438)	
				2431 National government	2432 National extra-budgetary	2433 Provincial government	2434 Provincial extra-budgetary	2435 Social security funds	2436 Universities	2437 Universities of technology	2438 Municipalities		
Functional classification		R '000	R '000	R '000	R '000	R '000	R '000	R '000	R '000	R '000	R '000	R '000	
7043	Fuel and energy	0	0	0	0	0	0	0	0	0	0	0	0
70431	Coal and other solid mineral fuels	0	0	0	0	0	0	0	0	0	0	0	0
70432	Petroleum and natural gas	0	0	0	0	0	0	0	0	0	0	0	0
70433	Nuclear fuels	0	0	0	0	0	0	0	0	0	0	0	0
70434	Other fuels	0	0	0	0	0	0	0	0	0	0	0	0
70435	Electricity	0	0	0	0	0	0	0	0	0	0	0	0
70436	Non electric energy	0	0	0	0	0	0	0	0	0	0	0	0
7044	Mining, manufacturing and construction	0	0	0	0	0	0	0	0	0	0	0	0
70441	Mining of mineral resources other than mineral fuels	0	0	0	0	0	0	0	0	0	0	0	0
70442	Manufacturing	0	0	0	0	0	0	0	0	0	0	0	0
70443	Construction	0	0	0	0	0	0	0	0	0	0	0	0
7045	Transport	0	0	0	0	0	0	0	0	0	0	0	0
70451	Road transport	0	0	0	0	0	0	0	0	0	0	0	0
70452	Water transport	0	0	0	0	0	0	0	0	0	0	0	0
70453	Railway transport	0	0	0	0	0	0	0	0	0	0	0	0
70454	Air transport	0	0	0	0	0	0	0	0	0	0	0	0
70455	Pipeline and other transport	0	0	0	0	0	0	0	0	0	0	0	0
7046	Communication	0	0	0	0	0	0	0	0	0	0	0	0
70461	R&D (Communication)	0	0	0	0	0	0	0	0	0	0	0	0
70462	Other communication	0	0	0	0	0	0	0	0	0	0	0	0

Table 2 - Economic and functional classification of cash payments for operating activities for the 2004/2005 fiscal year

Economic classification		24 Interest										TOTAL (241 - 2438)	
		241 To non-residents	242 To residents	243 To other general government institutions									TOTAL (2431 - 2438)
				2431 National government	2432 National extra-budgetary	2433 Provincial government	2434 Provincial extra-budgetary	2435 Social security funds	2436 Universities	2437 Universities of technology	2438 Municipalities		
Functional classification		R '000	R '000	R '000	R '000	R '000	R '000	R '000	R '000	R '000	R '000	R '000	
7047	Other industries	0	0	0	0	0	0	0	0	0	0	0	
70471	Distributive trades, storage and warehousing	0	0	0	0	0	0	0	0	0	0	0	
70472	Hotels and restaurants	0	0	0	0	0	0	0	0	0	0	0	
70473	Tourism	0	0	0	0	0	0	0	0	0	0	0	
70474	Multipurpose development projects	0	0	0	0	0	0	0	0	0	0	0	
7048	R&D Economic affairs	0	0	0	0	0	0	0	0	0	0	0	
70481	R&D General economic, commercial and labour affairs	0	0	0	0	0	0	0	0	0	0	0	
70482	R&D Agriculture, forestry, fishing and hunting	0	0	0	0	0	0	0	0	0	0	0	
70483	R&D Fuel and energy	0	0	0	0	0	0	0	0	0	0	0	
70484	R&D Mining, manufacturing and construction	0	0	0	0	0	0	0	0	0	0	0	
70485	R&D Transport	0	0	0	0	0	0	0	0	0	0	0	
70486	R&D Communication	0	0	0	0	0	0	0	0	0	0	0	
70487	R&D Other industries	0	0	0	0	0	0	0	0	0	0	0	
7049	Economic affairs n.e.c.	0	0	0	0	0	0	0	0	0	0	0	
<b>705</b>	<b>ENVIRONMENTAL PROTECTION</b>	<b>0</b>	<b>0</b>	<b>0</b>	<b>0</b>	<b>0</b>	<b>0</b>	<b>0</b>	<b>0</b>	<b>0</b>	<b>0</b>	<b>0</b>	
7051	Waste management	0	0	0	0	0	0	0	0	0	0	0	
7052	Waste water management	0	0	0	0	0	0	0	0	0	0	0	
7053	Pollution abatement	0	0	0	0	0	0	0	0	0	0	0	
7054	Protection of biodiversity and landscape	0	0	0	0	0	0	0	0	0	0	0	
7055	R&D Environmental protection	0	0	0	0	0	0	0	0	0	0	0	
7056	Environmental protection n.e.c.	0	0	0	0	0	0	0	0	0	0	0	

Table 2 - Economic and functional classification of cash payments for operating activities for the 2004/2005 fiscal year

Economic classification		24 Interest										TOTAL (241 - 2438)	
		241 To non-residents	242 To residents	243 To other general government institutions									TOTAL (2431 - 2438)
				2431 National government	2432 National extra-budgetary	2433 Provincial government	2434 Provincial extra-budgetary	2435 Social security funds	2436 Universities	2437 Universities of technology	2438 Municipalities		
Functional classification		R '000	R '000	R '000	R '000	R '000	R '000	R '000	R '000	R '000	R '000	R '000	
<b>706</b>	<b>HOUSING AND COMMUNITY AMENITIES</b>	0	0	0	0	0	0	0	0	0	0	0	
7061	Housing development	0	0	0	0	0	0	0	0	0	0	0	
7062	Community development	0	0	0	0	0	0	0	0	0	0	0	
7063	Water supply	0	0	0	0	0	0	0	0	0	0	0	
7064	Street lighting	0	0	0	0	0	0	0	0	0	0	0	
7065	R&D Housing and community amenities	0	0	0	0	0	0	0	0	0	0	0	
7066	Housing and community amenities n.e.c.	0	0	0	0	0	0	0	0	0	0	0	
<b>707</b>	<b>HEALTH</b>	0	0	0	0	0	0	0	0	0	0	0	
7072	Outpatient services	0	0	0	0	0	0	0	0	0	0	0	
70724	Ambulance services	0	0	0	0	0	0	0	0	0	0	0	
7073	Hospital services	0	0	0	0	0	0	0	0	0	0	0	
7074	Public health services	0	0	0	0	0	0	0	0	0	0	0	
7075	R&D (Health)	0	0	0	0	0	0	0	0	0	0	0	
7076	Health n.e.c.	0	0	0	0	0	0	0	0	0	0	0	
7077	Other	0	0	0	0	0	0	0	0	0	0	0	
<b>708</b>	<b>RECREATION, CULTURE AND RELIGION</b>	0	0	0	0	0	0	0	0	0	0	0	
7081	Recreational and sporting services	0	0	0	0	0	0	0	0	0	0	0	
7082	Cultural services	0	0	0	0	0	0	0	0	0	0	0	
7083	Broadcasting and publishing services	0	0	0	0	0	0	0	0	0	0	0	
7084	Religious and other community services	0	0	0	0	0	0	0	0	0	0	0	
7085	R&D (Recreation, cultural and religion)	0	0	0	0	0	0	0	0	0	0	0	
7086	Recreation, culture and religion n.e.c.	0	0	0	0	0	0	0	0	0	0	0	

Table 2 - Economic and functional classification of cash payments for operating activities for the 2004/2005 fiscal year

Economic classification		24 Interest										TOTAL (241 - 2438)	
		241 To non-residents	242 To residents	243 To other general government institutions									TOTAL (2431 - 2438)
				2431 National government	2432 National extra-budgetary	2433 Provincial government	2434 Provincial extra-budgetary	2435 Social security funds	2436 Universities	2437 Universities of technology	2438 Municipalities		
Functional classification		R '000	R '000	R '000	R '000	R '000	R '000	R '000	R '000	R '000	R '000	R '000	
<b>709</b>	<b>EDUCATION</b>	0	0	0	0	0	0	0	0	0	0	0	0
7091	Pre-primary and primary education	0	0	0	0	0	0	0	0	0	0	0	0
7092	Secondary education	0	0	0	0	0	0	0	0	0	0	0	0
7093	Postsecondary non tertiary education (e.g. ABET)	0	0	0	0	0	0	0	0	0	0	0	0
7094	Tertiary education	0	0	0	0	0	0	0	0	0	0	0	0
7095	Education not definable by level	0	0	0	0	0	0	0	0	0	0	0	0
7096	Subsidiary services to education	0	0	0	0	0	0	0	0	0	0	0	0
7097	R&D (Education)	0	0	0	0	0	0	0	0	0	0	0	0
7098	Education n.e.c.	0	0	0	0	0	0	0	0	0	0	0	0
<b>710</b>	<b>SOCIAL PROTECTION</b>	0	0	0	0	0	0	0	0	0	0	0	0
7101	Sickness and disability	0	0	0	0	0	0	0	0	0	0	0	0
71011	Sickness	0	0	0	0	0	0	0	0	0	0	0	0
71012	Disability	0	0	0	0	0	0	0	0	0	0	0	0
7102	Old age	0	0	0	0	0	0	0	0	0	0	0	0
7103	Survivors	0	0	0	0	0	0	0	0	0	0	0	0
7104	Family and children	0	0	0	0	0	0	0	0	0	0	0	0
7105	Unemployment	0	0	0	0	0	0	0	0	0	0	0	0
7106	Housing	0	0	0	0	0	0	0	0	0	0	0	0
7107	Social exclusion n.e.c.	0	0	0	0	0	0	0	0	0	0	0	0
7108	R&D (Social protection)	0	0	0	0	0	0	0	0	0	0	0	0
7109	Social protection n.e.c.	0	0	0	0	0	0	0	0	0	0	0	0

Table 2 - Economic and functional classification of cash payments for operating activities for the 2004/2005 fiscal year

Functional classification		Economic classification						TOTAL
		25 Subsidies			252 To private enterprises			
		251 To public corporations		TOTAL (2511 - 2512)	252 To private enterprises		TOTAL (2521 - 2522)	
		2511 To non-financial public corporations	2512 To financial public corporations		2521 To non-financial private enterprises	2522 To financial private enterprises		
		R '000	R '000	R '000	R '000	R '000	R '000	R '000
<b>70</b>	<b>GENERAL GOVERNMENT SERVICES</b>	3 542 977	846 487	4 389 464	3 140 364	0	3 140 364	7 529 828
<b>701</b>	<b>GENERAL PUBLIC SERVICES</b>	0	0	0	0	0	0	0
7011	Executive and legislative services, financial and fiscal affairs, other than foreign aid	0	0	0	0	0	0	0
70111	Executive and legislative services	0	0	0	0	0	0	0
70112	Financial and fiscal affairs	0	0	0	0	0	0	0
70113	External Affairs	0	0	0	0	0	0	0
7012	Foreign economic aid	0	0	0	0	0	0	0
70121	Economic aid to developing countries and countries in transition	0	0	0	0	0	0	0
70122	Economic aid routed through international agencies	0	0	0	0	0	0	0
7013	General services	0	0	0	0	0	0	0
70131	General personnel services	0	0	0	0	0	0	0
70132	Overall planning and statistical services	0	0	0	0	0	0	0
70133	Other general services	0	0	0	0	0	0	0
7014	Basic research	0	0	0	0	0	0	0
7015	R&D General public services	0	0	0	0	0	0	0
7016	General public services n.e.c.	0	0	0	0	0	0	0
7017	Public debt transactions (mainly interest)	0	0	0	0	0	0	0
7018	Transfers of a general character between different levels of government	0	0	0	0	0	0	0

Table 2 - Economic and functional classification of cash payments for operating activities for the 2004/2005 fiscal year

Functional classification		Economic classification						TOTAL	
		25 Subsidies			252 To private enterprises				
		251 To public corporations		TOTAL	252 To non-financial private enterprises		TOTAL		
		2511 To non-financial public corporations	2512 To financial public corporations		2521 To non-financial private enterprises	2522 To financial private enterprises			
		R '000	R '000	(2511 - 2512)	R '000	R '000	(2521 - 2522)	(2511 - 2522)	R '000
<b>702</b>	<b>DEFENCE</b>	<b>284 098</b>	<b>0</b>	<b>284 098</b>	<b>0</b>	<b>0</b>	<b>0</b>	<b>0</b>	<b>284 098</b>
7021	Military defence	284 098	0	284 098	0	0	0	0	284 098
7022	Civil defence	0	0	0	0	0	0	0	0
7023	Foreign military aid	0	0	0	0	0	0	0	0
7024	R&D Defence	0	0	0	0	0	0	0	0
7025	Defence n.e.c.	0	0	0	0	0	0	0	0
<b>703</b>	<b>PUBLIC ORDER AND SAFETY</b>	<b>0</b>	<b>0</b>	<b>0</b>	<b>0</b>	<b>0</b>	<b>0</b>	<b>0</b>	<b>0</b>
7031	Police services	0	0	0	0	0	0	0	0
7032	Fire protection services	0	0	0	0	0	0	0	0
7033	Law courts	0	0	0	0	0	0	0	0
7034	Prisons	0	0	0	0	0	0	0	0
7035	R&D Public order and safety	0	0	0	0	0	0	0	0
7036	Public order and safety n.e.c.	0	0	0	0	0	0	0	0
<b>704</b>	<b>ECONOMIC AFFAIRS</b>	<b>3 147 457</b>	<b>845 980</b>	<b>3 993 437</b>	<b>3 105 362</b>	<b>0</b>	<b>3 105 362</b>	<b>0</b>	<b>7 098 799</b>
7041	General economic, commercial and labour affairs	2 000	142 843	144 843	199 564	0	199 564	0	344 407
70411	General economic and commercial affairs	2 000	142 843	144 843	199 064	0	199 064	0	343 907
70412	General labour affairs	0	0	0	500	0	500	0	500
7042	Agriculture, forestry, fishing and hunting	44 175	39	44 214	37 438	0	37 438	0	81 652
70421	Agriculture	43 177	0	43 177	0	0	0	0	43 177
70422	Forestry	998	39	1 037	37 438	0	37 438	0	38 475
70423	Fishing and hunting	0	0	0	0	0	0	0	0

Table 2 - Economic and functional classification of cash payments for operating activities for the 2004/2005 fiscal year

Functional classification		Economic classification						TOTAL (2511 - 2522)
		25 Subsidies			252 To private enterprises			
		251 To public corporations		TOTAL (2511 - 2512)	252 To non-financial private enterprises		TOTAL (2521 - 2522)	
		2511 To non-financial public corporations	2512 To financial public corporations		2521 To non-financial private enterprises	2522 To financial private enterprises		
		R '000	R '000	R '000	R '000	R '000	R '000	R '000
7043	Fuel and energy	174 072	600 000	774 072	49 988	0	49 988	824 060
70431	Coal and other solid mineral fuels	0	0	0	0	0	0	0
70432	Petroleum and natural gas	0	0	0	0	0	0	0
70433	Nuclear fuels	163 205	600 000	763 205	0	0	0	763 205
70434	Other fuels	0	0	0	0	0	0	0
70435	Electricity	0	0	0	49 988	0	49 988	49 988
70436	Non electric energy	10 867	0	10 867	0	0	0	10 867
7044	Mining, manufacturing and construction	25 180	42 100	67 280	634 032	0	634 032	701 312
70441	Mining of mineral resources other than mineral fuels	0	15 100	15 100	32 530	0	32 530	47 630
70442	Manufacturing	25 180	27 000	52 180	601 502	0	601 502	653 682
70443	Construction	0	0	0	0	0	0	0
7045	Transport	1 843 550	0	1 843 550	2 184 340	0	2 184 340	4 027 890
70451	Road transport	0	0	0	2 184 340	0	2 184 340	2 184 340
70452	Water transport	0	0	0	0	0	0	0
70453	Railway transport	1 843 550	0	1 843 550	0	0	0	1 843 550
70454	Air transport	0	0	0	0	0	0	0
70455	Pipeline and other transport	0	0	0	0	0	0	0
7046	Communication	1 058 480	0	1 058 480	0	0	0	1 058 480
70461	R&D (Communication)	0	0	0	0	0	0	0
70462	Other communication	1 058 480	0	1 058 480	0	0	0	1 058 480



Table 2 - Economic and functional classification of cash payments for operating activities for the 2004/2005 fiscal year

Economic classification		25 Subsidies						TOTAL
		251 To public corporations			252 To private enterprises			
		2511 To non- financial public corporations	2512 To financial public corporations	TOTAL	2521 To non- financial private enterprises	2522 To financial private enterprises	TOTAL	
		R '000	R '000	(2511 - 2512) R '000	R '000	R '000	(2521 - 2522) R '000	
7047	Other industries	0	60 998	60 998	0	0	0	60 998
70471	Distributive trades, storage and warehousing	0	0	0	0	0	0	0
70472	Hotels and restaurants	0	0	0	0	0	0	0
70473	Tourism	0	0	0	0	0	0	0
70474	Multipurpose development projects	0	60 998	60 998	0	0	0	60 998
7048	R&D Economic affairs	0	0	0	0	0	0	0
70481	R&D General economic, commercial and labour affairs	0	0	0	0	0	0	0
70482	R&D Agriculture, forestry, fishing and hunting	0	0	0	0	0	0	0
70483	R&D Fuel and energy	0	0	0	0	0	0	0
70484	R&D Mining, manufacturing and construction	0	0	0	0	0	0	0
70485	R&D Transport	0	0	0	0	0	0	0
70486	R&D Communication	0	0	0	0	0	0	0
70487	R&D Other industries	0	0	0	0	0	0	0
7049	Economic affairs n.e.c.	0	0	0	0	0	0	0
<b>705</b>	<b>ENVIRONMENTAL PROTECTION</b>	<b>0</b>	<b>0</b>	<b>0</b>	<b>0</b>	<b>0</b>	<b>0</b>	<b>0</b>
7051	Waste management	0	0	0	0	0	0	0
7052	Waste water management	0	0	0	0	0	0	0
7053	Pollution abatement	0	0	0	0	0	0	0
7054	Protection of biodiversity and landscape	0	0	0	0	0	0	0
7055	R&D Environmental protection	0	0	0	0	0	0	0
7056	Environmental protection n.e.c.	0	0	0	0	0	0	0

Table 2 - Economic and functional classification of cash payments for operating activities for the 2004/2005 fiscal year

Economic classification		25 Subsidies						TOTAL
		251 To public corporations			252 To private enterprises			
		2511 To non-financial public corporations	2512 To financial public corporations	TOTAL  (2511 - 2512)	2521 To non-financial private enterprises	2522 To financial private enterprises	TOTAL  (2521 - 2522)	
		R '000	R '000	R '000	R '000	R '000	R '000	
<b>706</b>	<b>HOUSING AND COMMUNITY AMENITIES</b>	<b>36 157</b>	<b>507</b>	<b>36 664</b>	<b>2</b>	<b>0</b>	<b>2</b>	<b>36 666</b>
7061	Housing development	39 868	0	39 868	0	0	0	39 868
7062	Community development	0	0	0	0	0	0	0
7063	Water supply	-3 711	507	-3 204	2	0	2	-3 202
7064	Street lighting	0	0	0	0	0	0	0
7065	R&D Housing and community amenities	0	0	0	0	0	0	0
7066	Housing and community amenities n.e.c.	0	0	0	0	0	0	0
<b>707</b>	<b>HEALTH</b>	<b>0</b>	<b>0</b>	<b>0</b>	<b>0</b>	<b>0</b>	<b>0</b>	<b>0</b>
7072	Outpatient services	0	0	0	0	0	0	0
70724	Ambulance services	0	0	0	0	0	0	0
7073	Hospital services	0	0	0	0	0	0	0
7074	Public health services	0	0	0	0	0	0	0
7075	R&D (Health)	0	0	0	0	0	0	0
7076	Health n.e.c.	0	0	0	0	0	0	0
7077	Other	0	0	0	0	0	0	0
<b>708</b>	<b>RECREATION, CULTURE AND RELIGION</b>	<b>75 265</b>	<b>0</b>	<b>75 265</b>	<b>35 000</b>	<b>0</b>	<b>35 000</b>	<b>110 265</b>
7081	Recreational and sporting services	0	0	0	0	0	0	0
7082	Cultural services	0	0	0	0	0	0	0
7083	Broadcasting and publishing services	75 265	0	75 265	35 000	0	35 000	110 265
7084	Religious and other community services	0	0	0	0	0	0	0
7085	R&D (Recreation, cultural and religion)	0	0	0	0	0	0	0
7086	Recreation, culture and religion n.e.c.	0	0	0	0	0	0	0

Table 2 - Economic and functional classification of cash payments for operating activities for the 2004/2005 fiscal year

Functional classification		Economic classification						TOTAL
		25 Subsidies			252 To private enterprises			
		251 To public corporations		TOTAL	252 To private enterprises		TOTAL	
		2511 To non-financial public corporations	2512 To financial public corporations		2521 To non-financial private enterprises	2522 To financial private enterprises		
		R '000	R '000	(2511 - 2512)	R '000	R '000	(2521 - 2522)	(2511 - 2522)
<b>709</b>	<b>EDUCATION</b>	0	0	0	0	0	0	0
7091	Pre-primary and primary education	0	0	0	0	0	0	0
7092	Secondary education	0	0	0	0	0	0	0
7093	Postsecondary non tertiary education (e.g. ABET)	0	0	0	0	0	0	0
7094	Tertiary education	0	0	0	0	0	0	0
7095	Education not definable by level	0	0	0	0	0	0	0
7096	Subsidiary services to education	0	0	0	0	0	0	0
7097	R&D (Education)	0	0	0	0	0	0	0
7098	Education n.e.c.	0	0	0	0	0	0	0
<b>710</b>	<b>SOCIAL PROTECTION</b>	0	0	0	0	0	0	0
7101	Sickness and disability	0	0	0	0	0	0	0
71011	Sickness	0	0	0	0	0	0	0
71012	Disability	0	0	0	0	0	0	0
7102	Old age	0	0	0	0	0	0	0
7103	Survivors	0	0	0	0	0	0	0
7104	Family and children	0	0	0	0	0	0	0
7105	Unemployment	0	0	0	0	0	0	0
7106	Housing	0	0	0	0	0	0	0
7107	Social exclusion n.e.c.	0	0	0	0	0	0	0
7108	R&D (Social protection)	0	0	0	0	0	0	0
7109	Social protection n.e.c.	0	0	0	0	0	0	0

**Table 2 - Economic and functional classification of cash payments for operating activities for the 2004/2005 fiscal year**

Functional classification		Economic classification					
		26 Grants			262 To international organisations		
		2611 Current	2612 Capital	TOTAL (2611 - 2612)	2621 Current	2622 Capital	TOTAL (2621 - 2622)
		R '000	R '000	R '000	R '000	R '000	R '000
<b>70</b>	<b>GENERAL GOVERNMENT SERVICES</b>	<b>11 320 578</b>	<b>39 505</b>	<b>11 360 083</b>	<b>330 323</b>	<b>0</b>	<b>330 323</b>
<b>701</b>	<b>GENERAL PUBLIC SERVICES</b>	<b>11 315 718</b>	<b>39 505</b>	<b>11 355 223</b>	<b>242 640</b>	<b>0</b>	<b>242 640</b>
7011	Executive and legislative services, financial and fiscal affairs, other than foreign aid	11 064 591	0	11 064 591	242 494	0	242 494
70111	Executive and legislative services	0	0	0	0	0	0
70112	Financial and fiscal affairs	11 064 591	0	11 064 591	0	0	0
70113	External Affairs	0	0	0	242 494	0	242 494
				0			0
7012	Foreign economic aid	250 987	39 505	290 492	0	0	0
70121	Economic aid to developing countries and countries in transition	250 987	39 505	290 492	0	0	0
70122	Economic aid routed through international agencies	0	0	0	0	0	0
				0			0
7013	General services	140	0	140	135	0	135
70131	General personnel services	140	0	140	21	0	21
70132	Overall planning and statistical services	0	0	0	114	0	114
70133	Other general services	0	0	0	0	0	0
				0			0
7014	Basic research	0	0	0	11	0	11
7015	R&D General public services	0	0	0	0	0	0
7016	General public services n.e.c.	0	0	0	0	0	0
7017	Public debt transactions (mainly interest)	0	0	0	0	0	0
7018	Transfers of a general character between different levels of government	0	0	0	0	0	0

Table 2 - Economic and functional classification of cash payments for operating activities for the 2004/2005 fiscal year

Functional classification		Economic classification					
		26 Grants					
		261 To foreign governments			262 To international organisations		
		2611 Current	2612 Capital	TOTAL (2611 - 2612)	2621 Current	2622 Capital	TOTAL (2621 - 2622)
		R '000	R '000	R '000	R '000	R '000	R '000
<b>702</b>	<b>DEFENCE</b>	0	0	0	0	0	0
7021	Military defence	0	0	0	0	0	0
7022	Civil defence	0	0	0	0	0	0
7023	Foreign military aid	0	0	0	0	0	0
7024	R&D Defence	0	0	0	0	0	0
7025	Defence n.e.c.	0	0	0	0	0	0
<b>703</b>	<b>PUBLIC ORDER AND SAFETY</b>	0	0	0	162	0	162
7031	Police services	0	0	0	0	0	0
7032	Fire protection services	0	0	0	0	0	0
7033	Law courts	0	0	0	162	0	162
7034	Prisons	0	0	0	0	0	0
7035	R&D Public order and safety	0	0	0	0	0	0
7036	Public order and safety n.e.c.	0	0	0	0	0	0
<b>704</b>	<b>ECONOMIC AFFAIRS</b>	3 316	0	3 316	81 347	0	81 347
7041	General economic, commercial and labour affairs	0	0	0	63 367	0	63 367
70411	General economic and commercial affairs	0	0	0	57 630	0	57 630
70412	General labour affairs	0	0	0	5 737	0	5 737
7042	Agriculture, forestry, fishing and hunting	0	0	0	12 998	0	12 998
70421	Agriculture	0	0	0	12 998	0	12 998
70422	Forestry	0	0	0	0	0	0
70423	Fishing and hunting	0	0	0	0	0	0

**Table 2 - Economic and functional classification of cash payments for operating activities for the 2004/2005 fiscal year**

Functional classification		Economic classification					
		26 Grants			262 To international organisations		
		261 To foreign governments			262 To international organisations		
		2611 Current	2612 Capital	TOTAL (2611 - 2612)	2621 Current	2622 Capital	TOTAL (2621 - 2622)
R '000	R '000	R '000	R '000	R '000	R '000		
7043	Fuel and energy	0	0	0	0	0	0
70431	Coal and other solid mineral fuels	0	0	0	0	0	0
70432	Petroleum and natural gas	0	0	0	0	0	0
70433	Nuclear fuels	0	0	0	0	0	0
70434	Other fuels	0	0	0	0	0	0
70435	Electricity	0	0	0	0	0	0
70436	Non electric energy	0	0	0	0	0	0
7044	Mining, manufacturing and construction	0	0	0	3 192	0	3 192
70441	Mining of mineral resources other than mineral fuels	0	0	0	0	0	0
70442	Manufacturing	0	0	0	3 192	0	3 192
70443	Construction	0	0	0	0	0	0
7045	Transport	3 316	0	3 316	0	0	0
70451	Road transport	0	0	0	0	0	0
70452	Water transport	1 147	0	1 147	0	0	0
70453	Railway transport	0	0	0	0	0	0
70454	Air transport	2 169	0	2 169	0	0	0
70455	Pipeline and other transport	0	0	0	0	0	0
7046	Communication	0	0	0	0	0	0
70461	R&D (Communication)	0	0	0	0	0	0
70462	Other communication	0	0	0	0	0	0

**Table 2 - Economic and functional classification of cash payments for operating activities for the 2004/2005 fiscal year**

Functional classification		Economic classification					
		26 Grants			262 To international organisations		
		261 To foreign governments			262 To international organisations		
		2611 Current	2612 Capital	TOTAL (2611 - 2612)	2621 Current	2622 Capital	TOTAL (2621 - 2622)
R '000	R '000	R '000	R '000	R '000	R '000		
7047	Other industries	0	0	0	1 790	0	1 790
70471	Distributive trades, storage and warehousing	0	0	0	1 790	0	1 790
70472	Hotels and restaurants	0	0	0	0	0	0
70473	Tourism	0	0	0	0	0	0
70474	Multipurpose development projects	0	0	0	0	0	0
7048	R&D Economic affairs	0	0	0	0	0	0
70481	R&D General economic, commercial and labour affairs	0	0	0	0	0	0
70482	R&D Agriculture, forestry, fishing and hunting	0	0	0	0	0	0
70483	R&D Fuel and energy	0	0	0	0	0	0
70484	R&D Mining, manufacturing and construction	0	0	0	0	0	0
70485	R&D Transport	0	0	0	0	0	0
70486	R&D Communication	0	0	0	0	0	0
70487	R&D Other industries	0	0	0	0	0	0
7049	Economic affairs n.e.c.	0	0	0	0	0	0
<b>705</b>	<b>ENVIRONMENTAL PROTECTION</b>	<b>0</b>	<b>0</b>	<b>0</b>	<b>0</b>	<b>0</b>	<b>0</b>
7051	Waste management	0	0	0	0	0	0
7052	Waste water management	0	0	0	0	0	0
7053	Pollution abatement	0	0	0	0	0	0
7054	Protection of biodiversity and landscape	0	0	0	0	0	0
7055	R&D Environmental protection	0	0	0	0	0	0
7056	Environmental protection n.e.c.	0	0	0	0	0	0

**Table 2 - Economic and functional classification of cash payments for operating activities for the 2004/2005 fiscal year**

Functional classification		Economic classification					
		26 Grants			262 To international organisations		
		2611 Current	2612 Capital	TOTAL (2611 - 2612)	2621 Current	2622 Capital	TOTAL (2621 - 2622)
		R '000	R '000	R '000	R '000	R '000	R '000
<b>706</b>	<b>HOUSING AND COMMUNITY AMENITIES</b>	0	0	0	65	0	65
7061	Housing development	0	0	0	65	0	65
7062	Community development	0	0	0	0	0	0
7063	Water supply	0	0	0	0	0	0
7064	Street lighting	0	0	0	0	0	0
7065	R&D Housing and community amenities	0	0	0	0	0	0
7066	Housing and community amenities n.e.c.	0	0	0	0	0	0
<b>707</b>	<b>HEALTH</b>	0	0	0	0	0	0
7072	Outpatient services	0	0	0	0	0	0
70724	Ambulance services	0	0	0	0	0	0
7073	Hospital services	0	0	0	0	0	0
7074	Public health services	0	0	0	0	0	0
7075	R&D (Health)	0	0	0	0	0	0
7076	Health n.e.c.	0	0	0	0	0	0
7077	Other	0	0	0	0	0	0
<b>708</b>	<b>RECREATION, CULTURE AND RELIGION</b>	0	0	0	0	0	0
7081	Recreational and sporting services	0	0	0	0	0	0
7082	Cultural services	0	0	0	0	0	0
7083	Broadcasting and publishing services	0	0	0	0	0	0
7084	Religious and other community services	0	0	0	0	0	0
7085	R&D (Recreation, cultural and religion)	0	0	0	0	0	0
7086	Recreation, culture and religion n.e.c.	0	0	0	0	0	0



**Table 2 - Economic and functional classification of cash payments for operating activities for the 2004/2005 fiscal year**

Functional classification		Economic classification					
		26 Grants					
		261 To foreign governments			262 To international organisations		
		2611 Current	2612 Capital	TOTAL (2611 - 2612)	2621 Current	2622 Capital	TOTAL (2621 - 2622)
		R '000	R '000	R '000	R '000	R '000	R '000
<b>709</b>	<b>EDUCATION</b>	0	0	0	5 528	0	5 528
7091	Pre-primary and primary education	0	0	0	0	0	0
7092	Secondary education	0	0	0	0	0	0
7093	Postsecondary non tertiary education (e.g. ABET)	0	0	0	0	0	0
7094	Tertiary education	0	0	0	0	0	0
7095	Education not definable by level	0	0	0	0	0	0
7096	Subsidiary services to education	0	0	0	0	0	0
7097	R&D (Education)	0	0	0	0	0	0
7098	Education n.e.c.	0	0	0	5 528	0	5 528
<b>710</b>	<b>SOCIAL PROTECTION</b>	1 544	0	1 544	581	0	581
7101	Sickness and disability	0	0	0	0	0	0
71011	Sickness	0	0	0	0	0	0
71012	Disability	0	0	0	0	0	0
7102	Old age	1 544	0	1 544	0	0	0
7103	Survivors	0	0	0	0	0	0
7104	Family and children	0	0	0	60	0	60
7105	Unemployment	0	0	0	0	0	0
7106	Housing	0	0	0	0	0	0
7107	Social exclusion n.e.c.	0	0	0	0	0	0
7108	R&D (Social protection)	0	0	0	0	0	0
7109	Social protection n.e.c.	0	0	0	521	0	521

Table 2 - Economic and functional classification of cash payments for operating activities for the 2004/2005 fiscal year

Functional classification		Economic classification								
		26 Grants								
		263 To other general government units								
		2631 Current								
		26311 National government	26312 National extra- budgetary	26313 Provincial government	26314 Provincial extra- budgetary	26315 Social security funds	26316 Universities	26317 Universities of technology	26318 Municipalities	TOTAL  (26311 - 26318)
		R '000	R '000	R '000	R '000	R '000	R '000	R '000	R '000	R '000
<b>70</b>	<b>GENERAL GOVERNMENT SERVICES</b>	0	26 290 291	176 468 643	97 147	8 013	7 464 001	1 726 004	8 871 461	220 925 560
<b>701</b>	<b>GENERAL PUBLIC SERVICES</b>	0	5 833 629	164 304 233	0	0	14 265	2 818	8 395 930	178 550 875
7011	Executive and legislative services, financial and fiscal affairs, other than foreign aid	0	4 195 531	0	0	0	795	0	0	4 196 326
70111	Executive and legislative services	0	0	0	0	0	0	0	0	0
70112	Financial and fiscal affairs	0	4 145 531	0	0	0	795	0	0	4 146 326
70113	External Affairs	0	50 000	0	0	0	0	0	0	50 000
7012	Foreign economic aid	0	0	0	0	0	0	0	0	0
70121	Economic aid to developing countries and countries in transition	0	0	0	0	0	0	0	0	0
70122	Economic aid routed through international agencies	0	0	0	0	0	0	0	0	0
7013	General services	0	363 312	220 459	0	0	0	0	186 923	770 694
70131	General personnel services	0	10 073	0	0	0	0	0	0	10 073
70132	Overall planning and statistical services	0	52 882	220 459	0	0	0	0	186 923	460 264
70133	Other general services	0	300 357	0	0	0	0	0	0	300 357
7014	Basic research	0	1 274 786	0	0	0	13 470	2 818	6 561	1 297 635
7015	R&D General public services	0	0	0	0	0	0	0	0	0
7016	General public services n.e.c.	0	0	0	0	0	0	0	0	0
7017	Public debt transactions (mainly interest)	0	0	0	0	0	0	0	0	0
7018	Transfers of a general character between different levels of government	0	0	164 083 774	0	0	0	0	8 202 446	172 286 220

Table 2 - Economic and functional classification of cash payments for operating activities for the 2004/2005 fiscal year

Functional classification		Economic classification								
		26 Grants								
		263 To other general government units								
		2631 Current								
		26311 National government	26312 National extra- budgetary	26313 Provincial government	26314 Provincial extra- budgetary	26315 Social security funds	26316 Universities	26317 Universities of technology	26318 Municipalities	TOTAL  (26311 - 26318)
		R '000	R '000	R '000	R '000	R '000	R '000	R '000	R '000	R '000
<b>702</b>	<b>DEFENCE</b>	0	8 626 241	0	0	0	0	0	0	8 626 241
7021	Military defence	0	7 055 959	0	0	0	0	0	0	7 055 959
7022	Civil defence	0	0	0	0	0	0	0	0	0
7023	Foreign military aid	0	0	0	0	0	0	0	0	0
7024	R&D Defence	0	0	0	0	0	0	0	0	0
7025	Defence n.e.c.	0	1 570 282	0	0	0	0	0	0	1 570 282
<b>703</b>	<b>PUBLIC ORDER AND SAFETY</b>	0	712 413	0	0	0	0	0	0	712 413
7031	Police services	0	101 297	0	0	0	0	0	0	101 297
7032	Fire protection services	0	0	0	0	0	0	0	0	0
7033	Law courts	0	606 574	0	0	0	0	0	0	606 574
7034	Prisons	0	4 542	0	0	0	0	0	0	4 542
7035	R&D Public order and safety	0	0	0	0	0	0	0	0	0
7036	Public order and safety n.e.c.	0	0	0	0	0	0	0	0	0
<b>704</b>	<b>ECONOMIC AFFAIRS</b>	0	6 888 676	343 800	0	0	8 206	0	195 531	7 436 213
7041	General economic, commercial and labour affairs	0	2 263 189	0	0	0	0	0	0	2 263 189
70411	General economic and commercial affairs	0	1 073 132	0	0	0	0	0	0	1 073 132
70412	General labour affairs	0	1 190 057	0	0	0	0	0	0	1 190 057
7042	Agriculture, forestry, fishing and hunting	0	170 027	343 800	0	0	100	0	0	513 927
70421	Agriculture	0	115 073	343 800	0	0	100	0	0	458 973
70422	Forestry	0	54 954	0	0	0	0	0	0	54 954
70423	Fishing and hunting	0	0	0	0	0	0	0	0	0

Table 2 - Economic and functional classification of cash payments for operating activities for the 2004/2005 fiscal year

Functional classification		Economic classification								
		26 Grants								
		263 To other general government units								
		2631 Current								
		26311 National government	26312 National extra- budgetary	26313 Provincial government	26314 Provincial extra- budgetary	26315 Social security funds	26316 Universities	26317 Universities of technology	26318 Municipalities	TOTAL  (26311 - 26318)
		R '000	R '000	R '000	R '000	R '000	R '000	R '000	R '000	R '000
7043	Fuel and energy	0	97 999	0	0	0	0	0	195 531	293 530
70431	Coal and other solid mineral fuels	0	0	0	0	0	0	0	0	0
70432	Petroleum and natural gas	0	0	0	0	0	0	0	0	0
70433	Nuclear fuels	0	8 067	0	0	0	0	0	0	8 067
70434	Other fuels	0	0	0	0	0	0	0	0	0
70435	Electricity	0	89 932	0	0	0	0	0	195 531	285 463
70436	Non electric energy	0	0	0	0	0	0	0	0	0
7044	Mining, manufacturing and construction	0	1 529 000	0	0	0	0	0	0	1 529 000
70441	Mining of mineral resources other than mineral fuels	0	510 894	0	0	0	0	0	0	510 894
70442	Manufacturing	0	865 213	0	0	0	0	0	0	865 213
70443	Construction	0	152 893	0	0	0	0	0	0	152 893
7045	Transport	0	1 184 699	0	0	0	8 106	0	0	1 192 805
70451	Road transport	0	1 152 903	0	0	0	8 106	0	0	1 161 009
70452	Water transport	0	10 768	0	0	0	0	0	0	10 768
70453	Railway transport	0	15 000	0	0	0	0	0	0	15 000
70454	Air transport	0	6 028	0	0	0	0	0	0	6 028
70455	Pipeline and other transport	0	0	0	0	0	0	0	0	0
7046	Communication	0	454 971	0	0	0	0	0	0	454 971
70461	R&D (Communication)	0	13 000	0	0	0	0	0	0	13 000
70462	Other communication	0	441 971	0	0	0	0	0	0	441 971

Table 2 - Economic and functional classification of cash payments for operating activities for the 2004/2005 fiscal year

Economic classification		26 Grants								
		263 To other general government units								
		2631 Current								
		26311 National government	26312 National extra- budgetary	26313 Provincial government	26314 Provincial extra- budgetary	26315 Social security funds	26316 Universities	26317 Universities of technology	26318 Municipalities	TOTAL  (26311 - 26318)
Functional classification		R '000	R '000	R '000	R '000	R '000	R '000	R '000	R '000	
7047	Other industries	0	760 744	0	0	0	0	0	0	760 744
70471	Distributive trades, storage and warehousing	0	307 732	0	0	0	0	0	0	307 732
70472	Hotels and restaurants	0	0	0	0	0	0	0	0	0
70473	Tourism	0	453 012	0	0	0	0	0	0	453 012
70474	Multipurpose development projects	0	0	0	0	0	0	0	0	0
7048	R&D Economic affairs	0	428 047	0	0	0	0	0	0	428 047
70481	R&D General economic, commercial and labour affairs	0	98 099	0	0	0	0	0	0	98 099
70482	R&D Agriculture, forestry, fishing and hunting	0	309 948	0	0	0	0	0	0	309 948
70483	R&D Fuel and energy	0	0	0	0	0	0	0	0	0
70484	R&D Mining, manufacturing and construction	0	20 000	0	0	0	0	0	0	20 000
70485	R&D Transport	0	0	0	0	0	0	0	0	0
70486	R&D Communication	0	0	0	0	0	0	0	0	0
70487	R&D Other industries	0	0	0	0	0	0	0	0	0
7049	Economic affairs n.e.c.	0	0	0	0	0	0	0	0	0
<b>705</b>	<b>ENVIRONMENTAL PROTECTION</b>	<b>0</b>	<b>299 248</b>	<b>0</b>	<b>0</b>	<b>0</b>	<b>0</b>	<b>0</b>	<b>0</b>	<b>299 248</b>
7051	Waste management	0	96 924	0	0	0	0	0	0	96 924
7052	Waste water management	0	0	0	0	0	0	0	0	0
7053	Pollution abatement	0	0	0	0	0	0	0	0	0
7054	Protection of biodiversity and landscape	0	202 324	0	0	0	0	0	0	202 324
7055	R&D Environmental protection	0	0	0	0	0	0	0	0	0
7056	Environmental protection n.e.c.	0	0	0	0	0	0	0	0	0

Table 2 - Economic and functional classification of cash payments for operating activities for the 2004/2005 fiscal year

Functional classification		Economic classification								
		26 Grants								
		263 To other general government units								
		2631 Current								
		26311 National government	26312 National extra- budgetary	26313 Provincial government	26314 Provincial extra- budgetary	26315 Social security funds	26316 Universities	26317 Universities of technology	26318 Municipalities	TOTAL  (26311 - 26318)
		R '000	R '000	R '000	R '000	R '000	R '000	R '000	R '000	R '000
<b>706</b>	<b>HOUSING AND COMMUNITY AMENITIES</b>	0	1 709 876	41 070	0	0	0	0	0	1 750 946
7061	Housing development	0	35 955	0	0	0	0	0	0	35 955
7062	Community development	0	0	40 733	0	0	0	0	0	40 733
7063	Water supply	0	1 673 921	337	0	0	0	0	0	1 674 258
7064	Street lighting	0	0	0	0	0	0	0	0	0
7065	R&D Housing and community amenities	0	0	0	0	0	0	0	0	0
7066	Housing and community amenities n.e.c.	0	0	0	0	0	0	0	0	0
<b>707</b>	<b>HEALTH</b>	0	362 514	6 564 718	0	8 013	0	0	0	6 935 245
7072	Outpatient services	0	0	0	0	0	0	0	0	0
70724	Ambulance services	0	0	0	0	0	0	0	0	0
7073	Hospital services	0	0	1 556 332	0	0	0	0	0	1 556 332
7074	Public health services	0	0	735 381	0	0	0	0	0	735 381
7075	R&D (Health)	0	241 075	0	0	0	0	0	0	241 075
7076	Health n.e.c.	0	121 439	4 273 005	0	8 013	0	0	0	4 402 457
7077	Other	0	0	0	0	0	0	0	0	0
<b>708</b>	<b>RECREATION, CULTURE AND RELIGION</b>	0	932 341	9 000	97 147	0	0	0	0	1 038 488
7081	Recreational and sporting services	0	34 360	9 000	0	0	0	0	0	43 360
7082	Cultural services	0	854 119	0	97 147	0	0	0	0	951 266
7083	Broadcasting and publishing services	0	17 803	0	0	0	0	0	0	17 803
7084	Religious and other community services	0	16 357	0	0	0	0	0	0	16 357
7085	R&D (Recreation, cultural and religion)	0	0	0	0	0	0	0	0	0
7086	Recreation, culture and religion n.e.c.	0	9 702	0	0	0	0	0	0	9 702

**Table 2 - Economic and functional classification of cash payments for operating activities for the 2004/2005 fiscal year**

Functional classification		Economic classification								
		26 Grants								
		263 To other general government units								
		2631 Current								
		26311 National government	26312 National extra- budgetary	26313 Provincial government	26314 Provincial extra- budgetary	26315 Social security funds	26316 Universities	26317 Universities of technology	26318 Municipalities	TOTAL  (26311 - 26318)
		R '000	R '000	R '000	R '000	R '000	R '000	R '000	R '000	R '000
<b>709</b>	<b>EDUCATION</b>	0	770 481	1 097 642	0	0	7 441 530	1 723 186	0	11 032 839
7091	Pre-primary and primary education	0	0	932 654	0	0	0	0	0	932 654
7092	Secondary education	0	0	0	0	0	0	0	0	0
7093	Postsecondary non tertiary education (e.g. ABET)	0	0	0	0	0	0	0	0	0
7094	Tertiary education	0	0	0	0	0	7 441 530	1 723 186	0	9 164 716
7095	Education not definable by level	0	130 415	0	0	0	0	0	0	130 415
7096	Subsidiary services to education	0	0	0	0	0	0	0	0	0
7097	R&D (Education)	0	0	0	0	0	0	0	0	0
7098	Education n.e.c.	0	640 066	164 988	0	0	0	0	0	805 054
<b>710</b>	<b>SOCIAL PROTECTION</b>	0	154 872	4 108 180	0	0	0	0	280 000	4 543 052
7101	Sickness and disability	0	45 391	0	0	0	0	0	0	45 391
71011	Sickness	0	0	0	0	0	0	0	0	0
71012	Disability	0	45 391	0	0	0	0	0	0	45 391
7102	Old age	0	0	0	0	0	0	0	0	0
7103	Survivors	0	0	0	0	0	0	0	0	0
7104	Family and children	0	0	0	0	0	0	0	0	0
7105	Unemployment	0	0	0	0	0	0	0	0	0
7106	Housing	0	0	0	0	0	0	0	0	0
7107	Social exclusion n.e.c.	0	0	0	0	0	0	0	0	0
7108	R&D (Social protection)	0	0	0	0	0	0	0	0	0
7109	Social protection n.e.c.	0	109 481	4 108 180	0	0	0	0	280 000	4 497 661

Table 2 - Economic and functional classification of cash payments for operating activities for the 2004/2005 fiscal year

Economic classification		26 Grants									TOTAL
		263 To other general government units									
		2632 Capital									
		26321 National government	26322 National extra- budgetary	26323 Provincial government	26324 Provincial extra- budgetary	26325 Social security funds	26326 Universities	26327 Universities of technology	26328 Municipalities	TOTAL (26321 - 26328)	
Functional classification		R '000	R '000	R '000	R '000	R '000	R '000	R '000	R '000	R '000	R '000
<b>70</b>	<b>GENERAL GOVERNMENT SERVICES</b>	0	2 124 674	8 682 480	0	0	106 085	32 103	4 573 747	15 519 089	248 135 055
<b>701</b>	<b>GENERAL PUBLIC SERVICES</b>	0	498 250	3 348 362	0	0	0	0	0	3 846 612	193 995 350
7011	Executive and legislative services, financial and fiscal affairs, other than foreign aid	0	488 950	0	0	0	0	0	0	488 950	15 992 361
70111	Executive and legislative services	0	0	0	0	0	0	0	0	0	0
70112	Financial and fiscal affairs	0	488 950	0	0	0	0	0	0	488 950	15 699 867
70113	External Affairs	0	0	0	0	0	0	0	0	0	292 494
7012	Foreign economic aid	0	0	0	0	0	0	0	0	0	290 492
70121	Economic aid to developing countries and countries in transition	0	0	0	0	0	0	0	0	0	290 492
70122	Economic aid routed through international agencies	0	0	0	0	0	0	0	0	0	0
7013	General services	0	0	0	0	0	0	0	0	0	770 969
70131	General personnel services	0	0	0	0	0	0	0	0	0	10 234
70132	Overall planning and statistical services	0	0	0	0	0	0	0	0	0	460 378
70133	Other general services	0	0	0	0	0	0	0	0	0	300 357
7014	Basic research	0	9 300	0	0	0	0	0	0	9 300	1 306 946
7015	R&D General public services	0	0	0	0	0	0	0	0	0	0
7016	General public services n.e.c.	0	0	0	0	0	0	0	0	0	0
7017	Public debt transactions (mainly interest)	0	0	0	0	0	0	0	0	0	0
7018	Transfers of a general character between different levels of government	0	0	3 348 362	0	0	0	0	0	3 348 362	175 634 582



Table 2 - Economic and functional classification of cash payments for operating activities for the 2004/2005 fiscal year

Functional classification		Economic classification								TOTAL (2611 - 26328)	
		26 Grants									
		263 To other general government units									
		2632 Capital									
		26321 National government	26322 National extra- budgetary	26323 Provincial government	26324 Provincial extra- budgetary	26325 Social security funds	26326 Universities	26327 Universities of technology	26328 Municipalities	TOTAL (26321 - 26328)	
		R '000	R '000	R '000	R '000	R '000	R '000	R '000	R '000	R '000	
<b>702</b>	<b>DEFENCE</b>	0	547 733	0	0	0	0	0	0	547 733	9 173 974
7021	Military defence	0	0	0	0	0	0	0	0	0	7 055 959
7022	Civil defence	0	0	0	0	0	0	0	0	0	0
7023	Foreign military aid	0	0	0	0	0	0	0	0	0	0
7024	R&D Defence	0	0	0	0	0	0	0	0	0	0
7025	Defence n.e.c.	0	547 733	0	0	0	0	0	0	547 733	2 118 015
<b>703</b>	<b>PUBLIC ORDER AND SAFETY</b>	0	3 816	0	0	0	0	0	0	3 816	716 391
7031	Police services	0	3 816	0	0	0	0	0	0	3 816	105 113
7032	Fire protection services	0	0	0	0	0	0	0	0	0	0
7033	Law courts	0	0	0	0	0	0	0	0	0	606 736
7034	Prisons	0	0	0	0	0	0	0	0	0	4 542
7035	R&D Public order and safety	0	0	0	0	0	0	0	0	0	0
7036	Public order and safety n.e.c.	0	0	0	0	0	0	0	0	0	0
<b>704</b>	<b>ECONOMIC AFFAIRS</b>	0	771 253	6 250	0	0	0	0	0	777 503	8 298 379
7041	General economic, commercial and labour affairs	0	0	0	0	0	0	0	0	0	2 326 556
70411	General economic and commercial affairs	0	0	0	0	0	0	0	0	0	1 130 762
70412	General labour affairs	0	0	0	0	0	0	0	0	0	1 195 794
7042	Agriculture, forestry, fishing and hunting	0	0	6 250	0	0	0	0	0	6 250	533 175
70421	Agriculture	0	0	6 250	0	0	0	0	0	6 250	478 221
70422	Forestry	0	0	0	0	0	0	0	0	0	54 954
70423	Fishing and hunting	0	0	0	0	0	0	0	0	0	0

Table 2 - Economic and functional classification of cash payments for operating activities for the 2004/2005 fiscal year

Economic classification		26 Grants								TOTAL
		263 To other general government units								
		2632 Capital								
		26321 National government	26322 National extra- budgetary	26323 Provincial government	26324 Provincial extra- budgetary	26325 Social security funds	26326 Universities	26327 Universities of technology	26328 Municipalities	
Functional classification		R '000	R '000	R '000	R '000	R '000	R '000	R '000	R '000	R '000
7043	Fuel and energy	0	0	0	0	0	0	0	0	293 530
70431	Coal and other solid mineral fuels	0	0	0	0	0	0	0	0	0
70432	Petroleum and natural gas	0	0	0	0	0	0	0	0	0
70433	Nuclear fuels	0	0	0	0	0	0	0	0	8 067
70434	Other fuels	0	0	0	0	0	0	0	0	0
70435	Electricity	0	0	0	0	0	0	0	0	285 463
70436	Non electric energy	0	0	0	0	0	0	0	0	0
7044	Mining, manufacturing and construction	0	34 996	0	0	0	0	0	34 996	1 567 188
70441	Mining of mineral resources other than mineral fuels	0	0	0	0	0	0	0	0	510 894
70442	Manufacturing	0	34 996	0	0	0	0	0	34 996	903 401
70443	Construction	0	0	0	0	0	0	0	0	152 893
7045	Transport	0	548 300	0	0	0	0	0	548 300	1 744 421
70451	Road transport	0	548 300	0	0	0	0	0	548 300	1 709 309
70452	Water transport	0	0	0	0	0	0	0	0	11 915
70453	Railway transport	0	0	0	0	0	0	0	0	15 000
70454	Air transport	0	0	0	0	0	0	0	0	8 197
70455	Pipeline and other transport	0	0	0	0	0	0	0	0	0
7046	Communication	0	0	0	0	0	0	0	0	454 971
70461	R&D (Communication)	0	0	0	0	0	0	0	0	13 000
70462	Other communication	0	0	0	0	0	0	0	0	441 971

Table 2 - Economic and functional classification of cash payments for operating activities for the 2004/2005 fiscal year

Economic classification		26 Grants								TOTAL
		263 To other general government units								
		2632 Capital								
		26321 National government	26322 National extra- budgetary	26323 Provincial government	26324 Provincial extra- budgetary	26325 Social security funds	26326 Universities	26327 Universities of technology	26328 Municipalities	
Functional classification		R '000	R '000	R '000	R '000	R '000	R '000	R '000	R '000	R '000
7047	Other industries	0	0	0	0	0	0	0	0	762 534
70471	Distributive trades, storage and warehousing	0	0	0	0	0	0	0	0	309 522
70472	Hotels and restaurants	0	0	0	0	0	0	0	0	0
70473	Tourism	0	0	0	0	0	0	0	0	453 012
70474	Multipurpose development projects	0	0	0	0	0	0	0	0	0
7048	R&D Economic affairs	0	187 957	0	0	0	0	0	187 957	616 004
70481	R&D General economic, commercial and labour affairs	0	139 000	0	0	0	0	0	139 000	237 099
70482	R&D Agriculture, forestry, fishing and hunting	0	48 957	0	0	0	0	0	48 957	358 905
70483	R&D Fuel and energy	0	0	0	0	0	0	0	0	0
70484	R&D Mining, manufacturing and construction	0	0	0	0	0	0	0	0	20 000
70485	R&D Transport	0	0	0	0	0	0	0	0	0
70486	R&D Communication	0	0	0	0	0	0	0	0	0
70487	R&D Other industries	0	0	0	0	0	0	0	0	0
7049	Economic affairs n.e.c.	0	0	0	0	0	0	0	0	0
<b>705</b>	<b>ENVIRONMENTAL PROTECTION</b>	<b>0</b>	<b>186 500</b>	<b>0</b>	<b>0</b>	<b>0</b>	<b>0</b>	<b>0</b>	<b>186 500</b>	<b>485 748</b>
7051	Waste management	0	0	0	0	0	0	0	0	96 924
7052	Waste water management	0	0	0	0	0	0	0	0	0
7053	Pollution abatement	0	0	0	0	0	0	0	0	0
7054	Protection of biodiversity and landscape	0	186 500	0	0	0	0	0	186 500	388 824
7055	R&D Environmental protection	0	0	0	0	0	0	0	0	0
7056	Environmental protection n.e.c.	0	0	0	0	0	0	0	0	0

Table 2 - Economic and functional classification of cash payments for operating activities for the 2004/2005 fiscal year

Functional classification		Economic classification								TOTAL (2611 - 26328)	
		26 Grants									
		263 To other general government units									
		2632 Capital									
		26321 National government	26322 National extra- budgetary	26323 Provincial government	26324 Provincial extra- budgetary	26325 Social security funds	26326 Universities	26327 Universities of technology	26328 Municipalities	TOTAL (26321 - 26328)	
		R '000	R '000	R '000	R '000	R '000	R '000	R '000	R '000	R '000	
<b>706</b>	<b>HOUSING AND COMMUNITY AMENITIES</b>	0	2 535	4 594 066	0	0	0	0	4 439 942	9 036 543	10 787 554
7061	Housing development	0	0	4 589 137	0	0	0	0	0	4 589 137	4 625 157
7062	Community development	0	0	0	0	0	0	0	4 439 942	4 439 942	4 480 675
7063	Water supply	0	2 535	4 929	0	0	0	0	0	7 464	1 681 722
7064	Street lighting	0	0	0	0	0	0	0	0	0	0
7065	R&D Housing and community amenities	0	0	0	0	0	0	0	0	0	0
7066	Housing and community amenities n.e.c.	0	0	0	0	0	0	0	0	0	0
<b>707</b>	<b>HEALTH</b>	0	0	733 802	0	0	0	0	0	733 802	7 669 047
7072	Outpatient services	0	0	0	0	0	0	0	0	0	0
70724	Ambulance services	0	0	0	0	0	0	0	0	0	0
7073	Hospital services	0	0	733 802	0	0	0	0	0	733 802	2 290 134
7074	Public health services	0	0	0	0	0	0	0	0	0	735 381
7075	R&D (Health)	0	0	0	0	0	0	0	0	0	241 075
7076	Health n.e.c.	0	0	0	0	0	0	0	0	0	4 402 457
7077	Other	0	0	0	0	0	0	0	0	0	0
<b>708</b>	<b>RECREATION, CULTURE AND RELIGION</b>	0	114 587	0	0	0	0	0	133 805	248 392	1 286 880
7081	Recreational and sporting services	0	0	0	0	0	0	0	133 805	133 805	177 165
7082	Cultural services	0	114 587	0	0	0	0	0	0	114 587	1 065 853
7083	Broadcasting and publishing services	0	0	0	0	0	0	0	0	0	17 803
7084	Religious and other community services	0	0	0	0	0	0	0	0	0	16 357
7085	R&D (Recreation, cultural and religion)	0	0	0	0	0	0	0	0	0	0
7086	Recreation, culture and religion n.e.c.	0	0	0	0	0	0	0	0	0	9 702

Table 2 - Economic and functional classification of cash payments for operating activities for the 2004/2005 fiscal year

Functional classification		Economic classification								TOTAL (2611 - 26328)	
		26 Grants									
		263 To other general government units									
		2632 Capital									
		26321 National government	26322 National extra- budgetary	26323 Provincial government	26324 Provincial extra- budgetary	26325 Social security funds	26326 Universities	26327 Universities of technology	26328 Municipalities	TOTAL (26321 - 26328)	
		R '000	R '000	R '000	R '000	R '000	R '000	R '000	R '000	R '000	
<b>709</b>	<b>EDUCATION</b>	0	0	0	0	0	106 085	32 103	0	138 188	11 176 555
7091	Pre-primary and primary education	0	0	0	0	0	0	0	0	0	932 654
7092	Secondary education	0	0	0	0	0	0	0	0	0	0
7093	Postsecondary non tertiary education (e.g. ABET)	0	0	0	0	0	0	0	0	0	0
7094	Tertiary education	0	0	0	0	0	106 085	32 103	0	138 188	9 302 904
7095	Education not definable by level	0	0	0	0	0	0	0	0	0	130 415
7096	Subsidiary services to education	0	0	0	0	0	0	0	0	0	0
7097	R&D (Education)	0	0	0	0	0	0	0	0	0	0
7098	Education n.e.c.	0	0	0	0	0	0	0	0	0	810 582
<b>710</b>	<b>SOCIAL PROTECTION</b>	0	0	0	0	0	0	0	0	0	4 545 177
7101	Sickness and disability	0	0	0	0	0	0	0	0	0	45 391
71011	Sickness	0	0	0	0	0	0	0	0	0	0
71012	Disability	0	0	0	0	0	0	0	0	0	45 391
7102	Old age	0	0	0	0	0	0	0	0	0	1 544
7103	Survivors	0	0	0	0	0	0	0	0	0	0
7104	Family and children	0	0	0	0	0	0	0	0	0	60
7105	Unemployment	0	0	0	0	0	0	0	0	0	0
7106	Housing	0	0	0	0	0	0	0	0	0	0
7107	Social exclusion n.e.c.	0	0	0	0	0	0	0	0	0	0
7108	R&D (Social protection)	0	0	0	0	0	0	0	0	0	0
7109	Social protection n.e.c.	0	0	0	0	0	0	0	0	0	4 498 182

Table 2 - Economic and functional classification of cash payments for operating activities for the 2004/2005 fiscal year

Functional classification		Economic classification									TOTAL (2711 - 2732) R '000
		27 Social benefits			272 Social assistance benefits			273 Employer social benefits			
		2711 Social security benefits	272 Social assistance benefits		273 Employer social benefits		TOTAL				
		In cash	In kind	TOTAL (2711 - 2712)	In cash	In kind	TOTAL (2721 - 2722)	In cash	In kind	TOTAL (2731 - 2732)	
		R '000	R '000	R '000	R '000	R '000	R '000	R '000	R '000	R '000	
<b>70</b>	<b>GENERAL GOVERNMENT SERVICES</b>	45	0	45	1 106 560	0	1 106 560	96 876	0	96 876	1 203 481
<b>701</b>	<b>GENERAL PUBLIC SERVICES</b>	0	0	0	7 900	0	7 900	12 182	0	12 182	20 082
7011	Executive and legislative services, financial and fiscal affairs, other than foreign aid	0	0	0	0	0	0	4 974	0	4 974	4 974
70111	Executive and legislative services	0	0	0	0	0	0	381	0	381	381
70112	Financial and fiscal affairs	0	0	0	0	0	0	0	0	0	0
70113	External Affairs	0	0	0	0	0	0	4 593	0	4 593	4 593
7012	Foreign economic aid	0	0	0	0	0	0	0	0	0	0
70121	Economic aid to developing countries and countries in transition	0	0	0	0	0	0	0	0	0	0
70122	Economic aid routed through international agencies	0	0	0	0	0	0	0	0	0	0
7013	General services	0	0	0	0	0	0	7 208	0	7 208	7 208
70131	General personnel services	0	0	0	0	0	0	0	0	0	0
70132	Overall planning and statistical services	0	0	0	0	0	0	230	0	230	230
70133	Other general services	0	0	0	0	0	0	6 978	0	6 978	6 978
7014	Basic research	0	0	0	7 900	0	7 900	0	0	0	7 900
7015	R&D General public services	0	0	0	0	0	0	0	0	0	0
7016	General public services n.e.c.	0	0	0	0	0	0	0	0	0	0
7017	Public debt transactions (mainly interest)	0	0	0	0	0	0	0	0	0	0
7018	Transfers of a general character between different levels of government	0	0	0	0	0	0	0	0	0	0

Table 2 - Economic and functional classification of cash payments for operating activities for the 2004/2005 fiscal year

Functional classification		Economic classification									TOTAL (2711 - 2732)
		27 Social benefits			272 Social assistance benefits			273 Employer social benefits			
		271 Social security benefits		TOTAL (2711 - 2712)	2721 In cash		TOTAL (2721 - 2722)	2731 In cash		TOTAL (2731 - 2732)	
		In cash	In kind		In cash	In kind		In cash	In kind		
		R '000	R '000	R '000	R '000	R '000	R '000	R '000	R '000	R '000	
<b>702</b>	<b>DEFENCE</b>	0	0	0	0	0	0	0	0	0	0
7021	Military defence	0	0	0	0	0	0	0	0	0	0
7022	Civil defence	0	0	0	0	0	0	0	0	0	0
7023	Foreign military aid	0	0	0	0	0	0	0	0	0	0
7024	R&D Defence	0	0	0	0	0	0	0	0	0	0
7025	Defence n.e.c.	0	0	0	0	0	0	0	0	0	0
<b>703</b>	<b>PUBLIC ORDER AND SAFETY</b>	0	0	0	5 270	0	5 270	44 518	0	44 518	49 788
7031	Police services	0	0	0	0	0	0	0	0	0	0
7032	Fire protection services	0	0	0	0	0	0	0	0	0	0
7033	Law courts	0	0	0	3 154	0	3 154	32 227	0	32 227	35 381
7034	Prisons	0	0	0	2 116	0	2 116	12 291	0	12 291	14 407
7035	R&D Public order and safety	0	0	0	0	0	0	0	0	0	0
7036	Public order and safety n.e.c.	0	0	0	0	0	0	0	0	0	0
<b>704</b>	<b>ECONOMIC AFFAIRS</b>	45	0	45	0	0	0	14 117	0	14 117	14 162
7041	General economic, commercial and labour affairs	0	0	0	0	0	0	2 379	0	2 379	2 379
70411	General economic and commercial affairs	0	0	0	0	0	0	1 093	0	1 093	1 093
70412	General labour affairs	0	0	0	0	0	0	1 286	0	1 286	1 286
7042	Agriculture, forestry, fishing and hunting	45	0	45	0	0	0	10 756	0	10 756	10 801
70421	Agriculture	0	0	0	0	0	0	2 121	0	2 121	2 121
70422	Forestry	45	0	45	0	0	0	8 635	0	8 635	8 680
70423	Fishing and hunting	0	0	0	0	0	0	0	0	0	0

Table 2 - Economic and functional classification of cash payments for operating activities for the 2004/2005 fiscal year

Economic classification		27 Social benefits									TOTAL (2711 - 2732)
		271 Social security benefits			272 Social assistance benefits			273 Employer social benefits			
		2711 In cash	2712 In kind	TOTAL (2711 - 2712)	2721 In cash	2722 In kind	TOTAL (2721 - 2722)	2731 In cash	2732 In kind	TOTAL (2731 - 2732)	
		R '000	R '000	R '000	R '000	R '000	R '000	R '000	R '000	R '000	
Functional classification											
7043	Fuel and energy	0	0	0	0	0	0	88	0	88	88
70431	Coal and other solid mineral fuels	0	0	0	0	0	0	0	0	0	0
70432	Petroleum and natural gas	0	0	0	0	0	0	0	0	0	0
70433	Nuclear fuels	0	0	0	0	0	0	7	0	7	7
70434	Other fuels	0	0	0	0	0	0	0	0	0	0
70435	Electricity	0	0	0	0	0	0	81	0	81	81
70436	Non electric energy	0	0	0	0	0	0	0	0	0	0
7044	Mining, manufacturing and construction	0	0	0	0	0	0	614	0	614	614
70441	Mining of mineral resources other than mineral fuels	0	0	0	0	0	0	548	0	548	548
70442	Manufacturing	0	0	0	0	0	0	66	0	66	66
70443	Construction	0	0	0	0	0	0	0	0	0	0
7045	Transport	0	0	0	0	0	0	268	0	268	268
70451	Road transport	0	0	0	0	0	0	237	0	237	237
70452	Water transport	0	0	0	0	0	0	11	0	11	11
70453	Railway transport	0	0	0	0	0	0	0	0	0	0
70454	Air transport	0	0	0	0	0	0	20	0	20	20
70455	Pipeline and other transport	0	0	0	0	0	0	0	0	0	0
7046	Communication	0	0	0	0	0	0	0	0	0	0
70461	R&D (Communication)	0	0	0	0	0	0	0	0	0	0
70462	Other communication	0	0	0	0	0	0	0	0	0	0



Table 2 - Economic and functional classification of cash payments for operating activities for the 2004/2005 fiscal year

Economic classification		27 Social benefits									TOTAL (2711 - 2732)
		271 Social security benefits			272 Social assistance benefits			273 Employer social benefits			
		2711 In cash	2712 In kind	TOTAL (2711 - 2712)	2721 In cash	2722 In kind	TOTAL (2721 - 2722)	2731 In cash	2732 In kind	TOTAL (2731 - 2732)	
		R '000	R '000	R '000	R '000	R '000	R '000	R '000	R '000	R '000	
Functional classification		R '000	R '000	R '000	R '000	R '000	R '000	R '000	R '000	R '000	R '000
7047	Other industries	0	0	0	0	0	0	0	0	0	0
70471	Distributive trades, storage and warehousing	0	0	0	0	0	0	0	0	0	0
70472	Hotels and restaurants	0	0	0	0	0	0	0	0	0	0
70473	Tourism	0	0	0	0	0	0	0	0	0	0
70474	Multipurpose development projects	0	0	0	0	0	0	0	0	0	0
7048	R&D Economic affairs	0	0	0	0	0	0	12	0	12	12
70481	R&D General economic, commercial and labour affairs	0	0	0	0	0	0	0	0	0	0
70482	R&D Agriculture, forestry, fishing and hunting	0	0	0	0	0	0	5	0	5	5
70483	R&D Fuel and energy	0	0	0	0	0	0	0	0	0	0
70484	R&D Mining, manufacturing and construction	0	0	0	0	0	0	0	0	0	0
70485	R&D Transport	0	0	0	0	0	0	7	0	7	7
70486	R&D Communication	0	0	0	0	0	0	0	0	0	0
70487	R&D Other industries	0	0	0	0	0	0	0	0	0	0
7049	Economic affairs n.e.c.	0	0	0	0	0	0	0	0	0	0
<b>705</b>	<b>ENVIRONMENTAL PROTECTION</b>	<b>0</b>	<b>0</b>	<b>0</b>	<b>370 000</b>	<b>0</b>	<b>370 000</b>	<b>258</b>	<b>0</b>	<b>258</b>	<b>370 258</b>
7051	Waste management	0	0	0	0	0	0	0	0	0	0
7052	Waste water management	0	0	0	0	0	0	179	0	179	179
7053	Pollution abatement	0	0	0	0	0	0	79	0	79	79
7054	Protection of biodiversity and landscape	0	0	0	370 000	0	370 000	0	0	0	370 000
7055	R&D Environmental protection	0	0	0	0	0	0	0	0	0	0
7056	Environmental protection n.e.c.	0	0	0	0	0	0	0	0	0	0

Table 2 - Economic and functional classification of cash payments for operating activities for the 2004/2005 fiscal year

Economic classification		27 Social benefits									TOTAL (2711 - 2732)
		271 Social security benefits			272 Social assistance benefits			273 Employer social benefits			
		2711 In cash	2712 In kind	TOTAL (2711 - 2712)	2721 In cash	2722 In kind	TOTAL (2721 - 2722)	2731 In cash	2732 In kind	TOTAL (2731 - 2732)	
		R '000	R '000	R '000	R '000	R '000	R '000	R '000	R '000	R '000	
Functional classification											
<b>706</b>	<b>HOUSING AND COMMUNITY AMENITIES</b>	0	0	0	0	0	0	24 801	0	24 801	24 801
7061	Housing development	0	0	0	0	0	0	0	0	0	0
7062	Community development	0	0	0	0	0	0	3	0	3	3
7063	Water supply	0	0	0	0	0	0	24 798	0	24 798	24 798
7064	Street lighting	0	0	0	0	0	0	0	0	0	0
7065	R&D Housing and community amenities	0	0	0	0	0	0	0	0	0	0
7066	Housing and community amenities n.e.c.	0	0	0	0	0	0	0	0	0	0
<b>707</b>	<b>HEALTH</b>	0	0	0	2 201	0	2 201	895	0	895	3 096
7072	Outpatient services	0	0	0	0	0	0	0	0	0	0
70724	Ambulance services	0	0	0	0	0	0	0	0	0	0
7073	Hospital services	0	0	0	0	0	0	40	0	40	40
7074	Public health services	0	0	0	2 201	0	2 201	232	0	232	2 433
7075	R&D (Health)	0	0	0	0	0	0	0	0	0	0
7076	Health n.e.c.	0	0	0	0	0	0	623	0	623	623
7077	Other	0	0	0	0	0	0	0	0	0	0
<b>708</b>	<b>RECREATION, CULTURE AND RELIGION</b>	0	0	0	0	0	0	0	0	0	0
7081	Recreational and sporting services	0	0	0	0	0	0	0	0	0	0
7082	Cultural services	0	0	0	0	0	0	0	0	0	0
7083	Broadcasting and publishing services	0	0	0	0	0	0	0	0	0	0
7084	Religious and other community services	0	0	0	0	0	0	0	0	0	0
7085	R&D (Recreation, cultural and religion)	0	0	0	0	0	0	0	0	0	0
7086	Recreation, culture and religion n.e.c.	0	0	0	0	0	0	0	0	0	0

Table 2 - Economic and functional classification of cash payments for operating activities for the 2004/2005 fiscal year

Functional classification		Economic classification									TOTAL (2711 - 2732) R '000
		27 Social benefits			272 Social assistance benefits			273 Employer social benefits			
		271 Social security benefits		TOTAL (2711 - 2712) R '000	2721 Social security benefits		TOTAL (2721 - 2722) R '000	273 Employer social benefits		TOTAL (2731 - 2732) R '000	
		2711 In cash R '000	2712 In kind R '000		2721 In cash R '000	2722 In kind R '000		2731 In cash R '000	2732 In kind R '000		
<b>709</b>	<b>EDUCATION</b>	0	0	0	0	0	0	104	0	104	104
7091	Pre-primary and primary education	0	0	0	0	0	0	0	0	0	0
7092	Secondary education	0	0	0	0	0	0	0	0	0	0
7093	Postsecondary non tertiary education (e.g. ABET)	0	0	0	0	0	0	0	0	0	0
7094	Tertiary education	0	0	0	0	0	0	0	0	0	0
7095	Education not definable by level	0	0	0	0	0	0	0	0	0	0
7096	Subsidiary services to education	0	0	0	0	0	0	0	0	0	0
7097	R&D (Education)	0	0	0	0	0	0	0	0	0	0
7098	Education n.e.c.	0	0	0	0	0	0	104	0	104	104
<b>710</b>	<b>SOCIAL PROTECTION</b>	0	0	0	721 189	0	721 189	1	0	1	721 190
7101	Sickness and disability	0	0	0	0	0	0	0	0	0	0
71011	Sickness	0	0	0	0	0	0	0	0	0	0
71012	Disability	0	0	0	0	0	0	0	0	0	0
7102	Old age	0	0	0	704 821	0	704 821	0	0	0	704 821
7103	Survivors	0	0	0	0	0	0	0	0	0	0
7104	Family and children	0	0	0	0	0	0	0	0	0	0
7105	Unemployment	0	0	0	0	0	0	0	0	0	0
7106	Housing	0	0	0	0	0	0	0	0	0	0
7107	Social exclusion n.e.c.	0	0	0	0	0	0	0	0	0	0
7108	R & D (Social protection)	0	0	0	0	0	0	0	0	0	0
7109	Social protection n.e.c.	0	0	0	16 368	0	16 368	1	0	1	16 369

Table 2 - Economic and functional classification of cash payments for operating activities for the 2004/2005 fiscal year

Functional classification		Economic classification				
		28 Other expense				
		281 Property expense other than interest				
		2811 Dividends (public corporations only)	2812 Withdrawals from income of quasi-corporations	2813 Property expense attributed to insurance policyholders	2814 Rent (non-produced assets)	TOTAL (2811 - 2814)
		R '000	R '000	R '000	R '000	R '000
<b>70</b>	<b>GENERAL GOVERNMENT SERVICES</b>	0	0	0	867	867
<b>701</b>	<b>GENERAL PUBLIC SERVICES</b>	0	0	0	0	0
7011	Executive and legislative services, financial and fiscal affairs, other than foreign aid	0	0	0	0	0
70111	Executive and legislative services	0	0	0	0	0
70112	Financial and fiscal affairs	0	0	0	0	0
70113	External Affairs	0	0	0	0	0
7012	Foreign economic aid	0	0	0	0	0
70121	Economic aid to developing countries and countries in transition	0	0	0	0	0
70122	Economic aid routed through international agencies	0	0	0	0	0
7013	General services	0	0	0	0	0
70131	General personnel services	0	0	0	0	0
70132	Overall planning and statistical services	0	0	0	0	0
70133	Other general services	0	0	0	0	0
7014	Basic research	0	0	0	0	0
7015	R&D General public services	0	0	0	0	0
7016	General public services n.e.c.	0	0	0	0	0
7017	Public debt transactions (mainly interest)	0	0	0	0	0
7018	Transfers of a general character between different levels of government	0	0	0	0	0

Table 2 - Economic and functional classification of cash payments for operating activities for the 2004/2005 fiscal year

Functional classification		Economic classification				28 Other expense
		281 Property expense other than interest				TOTAL (2811 - 2814)
		2811 Dividends (public corporations only)	2812 Withdrawals from income of quasi-corporations	2813 Property expense attributed to insurance policyholders	2814 Rent (non-produced assets)	
		R '000	R '000	R '000	R '000	R '000
<b>702</b>	<b>DEFENCE</b>	0	0	0	0	0
7021	Military defence	0	0	0	0	0
7022	Civil defence	0	0	0	0	0
7023	Foreign military aid	0	0	0	0	0
7024	R&D Defence	0	0	0	0	0
7025	Defence n.e.c.	0	0	0	0	0
<b>703</b>	<b>PUBLIC ORDER AND SAFETY</b>	0	0	0	0	0
7031	Police services	0	0	0	0	0
7032	Fire protection services	0	0	0	0	0
7033	Law courts	0	0	0	0	0
7034	Prisons	0	0	0	0	0
7035	R&D Public order and safety	0	0	0	0	0
7036	Public order and safety n.e.c.	0	0	0	0	0
<b>704</b>	<b>ECONOMIC AFFAIRS</b>	0	0	0	562	562
7041	General economic, commercial and labour affairs	0	0	0	0	0
70411	General economic and commercial affairs	0	0	0	0	0
70412	General labour affairs	0	0	0	0	0
7042	Agriculture, forestry, fishing and hunting	0	0	0	562	562
70421	Agriculture	0	0	0	0	0
70422	Forestry	0	0	0	562	562
70423	Fishing and hunting	0	0	0	0	0

Table 2 - Economic and functional classification of cash payments for operating activities for the 2004/2005 fiscal year

Economic classification		28 Other expense				
		281 Property expense other than interest				
		2811 Dividends (public corporations only)	2812 Withdrawals from income of quasi- corporations	2813 Property expense attributed to insurance policyholders	2814 Rent (non- produced assets)	TOTAL  (2811 - 2814)
Functional classification		R '000	R '000	R '000	R '000	R '000
7043	Fuel and energy	0	0	0	0	0
70431	Coal and other solid mineral fuels	0	0	0	0	0
70432	Petroleum and natural gas	0	0	0	0	0
70433	Nuclear fuels	0	0	0	0	0
70434	Other fuels	0	0	0	0	0
70435	Electricity	0	0	0	0	0
70436	Non electric energy	0	0	0	0	0
7044	Mining, manufacturing and construction	0	0	0	0	0
70441	Mining of mineral resources other than mineral fuels	0	0	0	0	0
70442	Manufacturing	0	0	0	0	0
70443	Construction	0	0	0	0	0
7045	Transport	0	0	0	0	0
70451	Road transport	0	0	0	0	0
70452	Water transport	0	0	0	0	0
70453	Railway transport	0	0	0	0	0
70454	Air transport	0	0	0	0	0
70455	Pipeline and other transport	0	0	0	0	0
7046	Communication	0	0	0	0	0
70461	R&D (Communication)	0	0	0	0	0
70462	Other communication	0	0	0	0	0

**Table 2 - Economic and functional classification of cash payments for operating activities for the 2004/2005 fiscal year**

Economic classification		28 Other expense				
		281 Property expense other than interest				
		2811 Dividends (public corporations only)	2812 Withdrawals from income of quasi- corporations	2813 Property expense attributed to insurance policyholders	2814 Rent (non- produced assets)	TOTAL  (2811 - 2814)
Functional classification		R '000	R '000	R '000	R '000	R '000
7047	Other industries	0	0	0	0	0
70471	Distributive trades, storage and warehousing	0	0	0	0	0
70472	Hotels and restaurants	0	0	0	0	0
70473	Tourism	0	0	0	0	0
70474	Multipurpose development projects	0	0	0	0	0
7048	R&D Economic affairs	0	0	0	0	0
70481	R&D General economic, commercial and labour affairs	0	0	0	0	0
70482	R&D Agriculture, forestry, fishing and hunting	0	0	0	0	0
70483	R&D Fuel and energy	0	0	0	0	0
70484	R&D Mining, manufacturing and construction	0	0	0	0	0
70485	R&D Transport	0	0	0	0	0
70486	R&D Communication	0	0	0	0	0
70487	R&D Other industries	0	0	0	0	0
7049	Economic affairs n.e.c.	0	0	0	0	0
<b>705</b>	<b>ENVIRONMENTAL PROTECTION</b>	<b>0</b>	<b>0</b>	<b>0</b>	<b>0</b>	<b>0</b>
7051	Waste management	0	0	0	0	0
7052	Waste water management	0	0	0	0	0
7053	Pollution abatement	0	0	0	0	0
7054	Protection of biodiversity and landscape	0	0	0	0	0
7055	R&D Environmental protection	0	0	0	0	0
7056	Environmental protection n.e.c.	0	0	0	0	0

Table 2 - Economic and functional classification of cash payments for operating activities for the 2004/2005 fiscal year

Functional classification		Economic classification				28 Other expense
		281 Property expense other than interest				TOTAL (2811 - 2814)
		2811 Dividends (public corporations only)	2812 Withdrawals from income of quasi-corporations	2813 Property expense attributed to insurance policyholders	2814 Rent (non-produced assets)	
		R '000	R '000	R '000	R '000	R '000
<b>706</b>	<b>HOUSING AND COMMUNITY AMENITIES</b>	0	0	0	305	305
7061	Housing development	0	0	0	0	0
7062	Community development	0	0	0	0	0
7063	Water supply	0	0	0	305	305
7064	Street lighting	0	0	0	0	0
7065	R&D Housing and community amenities	0	0	0	0	0
7066	Housing and community amenities n.e.c.	0	0	0	0	0
<b>707</b>	<b>HEALTH</b>	0	0	0	0	0
7072	Outpatient services	0	0	0	0	0
70724	Ambulance services	0	0	0	0	0
7073	Hospital services	0	0	0	0	0
7074	Public health services	0	0	0	0	0
7075	R&D (Health)	0	0	0	0	0
7076	Health n.e.c.	0	0	0	0	0
7077	Other	0	0	0	0	0
<b>708</b>	<b>RECREATION, CULTURE AND RELIGION</b>	0	0	0	0	0
7081	Recreational and sporting services	0	0	0	0	0
7082	Cultural services	0	0	0	0	0
7083	Broadcasting and publishing services	0	0	0	0	0
7084	Religious and other community services	0	0	0	0	0
7085	R&D (Recreation, cultural and religion)	0	0	0	0	0
7086	Recreation, culture and religion n.e.c.	0	0	0	0	0



**Table 2 - Economic and functional classification of cash payments for operating activities for the 2004/2005 fiscal year**

Functional classification		Economic classification				28 Other expense
						281 Property expense other than interest
		2811 Dividends (public corporations only)	2812 Withdrawals from income of quasi-corporations	2813 Property expense attributed to insurance policyholders	2814 Rent (non-produced assets)	TOTAL (2811 - 2814)
		R '000	R '000	R '000	R '000	R '000
<b>709</b>	<b>EDUCATION</b>	0	0	0	0	0
7091	Pre-primary and primary education	0	0	0	0	0
7092	Secondary education	0	0	0	0	0
7093	Postsecondary non tertiary education (e.g. ABET)	0	0	0	0	0
7094	Tertiary education	0	0	0	0	0
7095	Education not definable by level	0	0	0	0	0
7096	Subsidiary services to education	0	0	0	0	0
7097	R&D (Education)	0	0	0	0	0
7098	Education n.e.c.	0	0	0	0	0
<b>710</b>	<b>SOCIAL PROTECTION</b>	0	0	0	0	0
7101	Sickness and disability	0	0	0	0	0
71011	Sickness	0	0	0	0	0
71012	Disability	0	0	0	0	0
7102	Old age	0	0	0	0	0
7103	Survivors	0	0	0	0	0
7104	Family and children	0	0	0	0	0
7105	Unemployment	0	0	0	0	0
7106	Housing	0	0	0	0	0
7107	Social exclusion n.e.c.	0	0	0	0	0
7108	R&D (Social protection)	0	0	0	0	0
7109	Social protection n.e.c.	0	0	0	0	0

**Table 2 - Economic and functional classification of cash payments for operating activities for the 2004/2005 fiscal year**

Functional classification		Economic classification							TOTAL
		28 Other expense							TOTAL (28211 - 28217)
		282 Miscellaneous other expense							
		2821 Current							
	28211 NPISH	28212 Compulsory fees (fines, penalties, licences, regional services levies, etc.)	28213 Surrender of donor funds to foreign donors	28214 Injuries and damages	28215 Households	28216 Non-life insurance premiums	28217 Purchases of goods and services for distribution to households	R '000	
	R '000	R '000	R '000	R '000	R '000	R '000	R '000	R '000	
<b>70</b>	<b>GENERAL GOVERNMENT SERVICES</b>	<b>544 688</b>	<b>1 422 810</b>	<b>33 195</b>	<b>579</b>	<b>680 615</b>	<b>8 730</b>	<b>0</b>	<b>2 690 617</b>
<b>701</b>	<b>GENERAL PUBLIC SERVICES</b>	<b>268 256</b>	<b>889 577</b>	<b>87</b>	<b>373</b>	<b>19 256</b>	<b>8 415</b>	<b>0</b>	<b>1 185 964</b>
7011	Executive and legislative services, financial and fiscal affairs, other than foreign aid	2	26 641	87	0	9 583	8 336	0	44 649
70111	Executive and legislative services	2	4 280	0	0	1 366	7	0	5 655
70112	Financial and fiscal affairs	0	6 275	87	0	622	0	0	6 984
70113	External Affairs	0	16 086	0	0	7 595	8 329	0	32 010
7012	Foreign economic aid	0	0	0	0	0	0	0	0
70121	Economic aid to developing countries and countries in transition	0	0	0	0	0	0	0	0
70122	Economic aid routed through international agencies	0	0	0	0	0	0	0	0
7013	General services	0	862 429	0	373	8 340	79	0	871 221
70131	General personnel services	0	359	0	16	473	0	0	848
70132	Overall planning and statistical services	0	56 078	0	0	2 131	34	0	58 243
70133	Other general services	0	805 992	0	357	5 736	45	0	812 130
7014	Basic research	268 254	502	0	0	1 333	0	0	270 089
7015	R&D General public services	0	5	0	0	0	0	0	5
7016	General public services n.e.c.	0	0	0	0	0	0	0	0
7017	Public debt transactions (mainly interest)	0	0	0	0	0	0	0	0
7018	Transfers of a general character between different levels of government	0	0	0	0	0	0	0	0

Table 2 - Economic and functional classification of cash payments for operating activities for the 2004/2005 fiscal year

Functional classification		Economic classification							TOTAL
		28 Other expense							(28211 - 28217)
		282 Miscellaneous other expense							
		2821 Current							
	28211 NPISH	28212 Compulsory fees (fines, penalties, licences, regional services levies, etc.)	28213 Surrender of donor funds to foreign donors	28214 Injuries and damages	28215 Households	28216 Non-life insurance premiums	28217 Purchases of goods and services for distribution to households	R '000	
	R '000	R '000	R '000	R '000	R '000	R '000	R '000	R '000	
<b>702</b>	<b>DEFENCE</b>	<b>39</b>	<b>88 715</b>	<b>0</b>	<b>0</b>	<b>0</b>	<b>0</b>	<b>0</b>	<b>88 754</b>
7021	Military defence	39	19 486	0	0	0	0	0	19 525
7022	Civil defence	0	0	0	0	0	0	0	0
7023	Foreign military aid	0	0	0	0	0	0	0	0
7024	R&D Defence	0	46	0	0	0	0	0	46
7025	Defence n.e.c.	0	69 183	0	0	0	0	0	69 183
<b>703</b>	<b>PUBLIC ORDER AND SAFETY</b>	<b>0</b>	<b>176 958</b>	<b>4 976</b>	<b>206</b>	<b>355 685</b>	<b>75</b>	<b>0</b>	<b>537 900</b>
7031	Police services	0	108 767	393	0	333 035	0	0	442 195
7032	Fire protection services	0	0	0	0	0	0	0	0
7033	Law courts	0	30 998	4 583	0	7 165	0	0	42 746
7034	Prisons	0	37 193	0	206	15 485	75	0	52 959
7035	R&D Public order and safety	0	0	0	0	0	0	0	0
7036	Public order and safety n.e.c.	0	0	0	0	0	0	0	0
<b>704</b>	<b>ECONOMIC AFFAIRS</b>	<b>26 224</b>	<b>44 305</b>	<b>4</b>	<b>0</b>	<b>35 683</b>	<b>86</b>	<b>0</b>	<b>106 302</b>
7041	General economic, commercial and labour affairs	25 000	2 173	0	0	6 881	2	0	34 056
70411	General economic and commercial affairs	13 592	-788	0	0	4 417	2	0	17 223
70412	General labour affairs	11 408	2 961	0	0	2 464	0	0	16 833
7042	Agriculture, forestry, fishing and hunting	301	38 700	0	0	3 958	84	0	43 043
70421	Agriculture	285	5 784	0	0	2 799	84	0	8 952
70422	Forestry	16	32 916	0	0	1 159	0	0	34 091
70423	Fishing and hunting	0	0	0	0	0	0	0	0

**Table 2 - Economic and functional classification of cash payments for operating activities for the 2004/2005 fiscal year**

		Economic classification							28 Other expense
		282 Miscellaneous other expense							
		2821 Current							
		28211 NPISH	28212 Compulsory fees (fines, penalties, licences, regional services levies, etc.)	28213 Surrender of donor funds to foreign donors	28214 Injuries and damages	28215 Households	28216 Non-life insurance premiums	28217 Purchases of goods and services for distribution to households	TOTAL  (28211 - 28217)
Functional classification		R '000	R '000	R '000	R '000	R '000	R '000	R '000	
7043	Fuel and energy	0	1 098	4	0	22 636	0	0	23 738
70431	Coal and other solid mineral fuels	0	0	0	0	0	0	0	0
70432	Petroleum and natural gas	0	0	0	0	0	0	0	0
70433	Nuclear fuels	0	7	0	0	13	0	0	20
70434	Other fuels	0	0	0	0	0	0	0	0
70435	Electricity	0	1 091	4	0	22 623	0	0	23 718
70436	Non electric energy	0	0	0	0	0	0	0	0
7044	Mining, manufacturing and construction	233	638	0	0	1 221	0	0	2 092
70441	Mining of mineral resources other than mineral fuels	0	589	0	0	906	0	0	1 495
70442	Manufacturing	233	49	0	0	315	0	0	597
70443	Construction	0	0	0	0	0	0	0	0
7045	Transport	524	1 260	0	0	398	0	0	2 182
70451	Road transport	0	1 201	0	0	289	0	0	1 490
70452	Water transport	524	24	0	0	42	0	0	590
70453	Railway transport	0	0	0	0	0	0	0	0
70454	Air transport	0	35	0	0	67	0	0	102
70455	Pipeline and other transport	0	0	0	0	0	0	0	0
7046	Communication	166	381	0	0	487	0	0	1 034
70461	R&D (Communication)	0	0	0	0	1	0	0	1
70462	Other communication	166	381	0	0	486	0	0	1 033

Table 2 - Economic and functional classification of cash payments for operating activities for the 2004/2005 fiscal year

Economic classification		28 Other expense							TOTAL (28211 - 28217) R '000
		282 Miscellaneous other expense							
		2821 Current							
		28211 NPISH	28212 Compulsory fees (fines, penalties, licences, regional services levies, etc.)	28213 Surrender of donor funds to foreign donors	28214 Injuries and damages	28215 Households	28216 Non-life insurance premiums	28217 Purchases of goods and services for distribution to households	
Functional classification		R '000	R '000	R '000	R '000	R '000	R '000	R '000	R '000
7047	Other industries	0	27	0	0	48	0	0	75
70471	Distributive trades, storage and warehousing	0	0	0	0	0	0	0	0
70472	Hotels and restaurants	0	0	0	0	0	0	0	0
70473	Tourism	0	27	0	0	48	0	0	75
70474	Multipurpose development projects	0	0	0	0	0	0	0	0
7048	R&D Economic affairs	0	28	0	0	54	0	0	82
70481	R&D General economic, commercial and labour affairs	0	6	0	0	4	0	0	10
70482	R&D Agriculture, forestry, fishing and hunting	0	4	0	0	24	0	0	28
70483	R&D Fuel and energy	0	0	0	0	0	0	0	0
70484	R&D Mining, manufacturing and construction	0	0	0	0	0	0	0	0
70485	R&D Transport	0	13	0	0	26	0	0	39
70486	R&D Communication	0	0	0	0	0	0	0	0
70487	R&D Other industries	0	5	0	0	0	0	0	5
7049	Economic affairs n.e.c.	0	0	0	0	0	0	0	0
<b>705</b>	<b>ENVIRONMENTAL PROTECTION</b>	<b>12 003</b>	<b>20 437</b>	<b>9</b>	<b>0</b>	<b>1 088</b>	<b>0</b>	<b>0</b>	<b>33 537</b>
7051	Waste management	12 000	8	0	0	4	0	0	12 012
7052	Waste water management	3	17	0	0	22	0	0	42
7053	Pollution abatement	0	15 450	0	0	107	0	0	15 557
7054	Protection of biodiversity and landscape	0	219	9	0	361	0	0	589
7055	R&D Environmental protection	0	37	0	0	54	0	0	91
7056	Environmental protection n.e.c.	0	4 706	0	0	540	0	0	5 246

**Table 2 - Economic and functional classification of cash payments for operating activities for the 2004/2005 fiscal year**

Functional classification		Economic classification							TOTAL (28211 - 28217) R '000
		28 Other expense							
		282 Miscellaneous other expense							
		2821 Current							
		28211 NPISH R '000	28212 Compulsory fees (fines, penalties, licences, regional services levies, etc.) R '000	28213 Surrender of donor funds to foreign donors R '000	28214 Injuries and damages R '000	28215 Households R '000	28216 Non-life insurance premiums R '000	28217 Purchases of goods and services for distribution to households R '000	
<b>706</b>	<b>HOUSING AND COMMUNITY AMENITIES</b>	<b>21 090</b>	<b>79 958</b>	<b>13 845</b>	<b>0</b>	<b>4 758</b>	<b>13</b>	<b>0</b>	<b>119 664</b>
7061	Housing development	21 047	505	13 205	0	240	0	0	34 997
7062	Community development	0	54	0	0	37	13	0	104
7063	Water supply	43	79 398	640	0	4 481	0	0	84 562
7064	Street lighting	0	0	0	0	0	0	0	0
7065	R&D Housing and community amenities	0	1	0	0	0	0	0	1
7066	Housing and community amenities n.e.c.	0	0	0	0	0	0	0	0
<b>707</b>	<b>HEALTH</b>	<b>43 754</b>	<b>112 975</b>	<b>13 786</b>	<b>0</b>	<b>51 822</b>	<b>0</b>	<b>0</b>	<b>222 337</b>
7072	Outpatient services	0	0	0	0	0	0	0	0
70724	Ambulance services	0	0	0	0	0	0	0	0
7073	Hospital services	0	45	0	0	47	0	0	92
7074	Public health services	42 986	945	0	0	43 094	0	0	87 025
7075	R&D (Health)	0	0	0	0	0	0	0	0
7076	Health n.e.c.	768	111 985	13 786	0	8 681	0	0	135 220
7077	Other	0	0	0	0	0	0	0	0
<b>708</b>	<b>RECREATION, CULTURE AND RELIGION</b>	<b>151 555</b>	<b>6 575</b>	<b>0</b>	<b>0</b>	<b>183 675</b>	<b>138</b>	<b>0</b>	<b>341 943</b>
7081	Recreational and sporting services	61 077	35	0	0	14	136	0	61 262
7082	Cultural services	16 700	3 706	0	0	183 561	0	0	203 967
7083	Broadcasting and publishing services	33	85	0	0	95	0	0	213
7084	Religious and other community services	0	468	0	0	0	0	0	468
7085	R&D (Recreation, cultural and religion)	0	0	0	0	0	0	0	0
7086	Recreation, culture and religion n.e.c.	73 745	2 281	0	0	5	2	0	76 033

Table 2 - Economic and functional classification of cash payments for operating activities for the 2004/2005 fiscal year

Functional classification		Economic classification							TOTAL (28211 - 28217) R '000
		28 Other expense							
		282 Miscellaneous other expense							
		2821 Current							
		28211 NPISH R '000	28212 Compulsory fees (fines, penalties, licences, regional services levies, etc.) R '000	28213 Surrender of donor funds to foreign donors R '000	28214 Injuries and damages R '000	28215 Households R '000	28216 Non-life insurance premiums R '000	28217 Purchases of goods and services for distribution to households R '000	
<b>709</b>	<b>EDUCATION</b>	50	2 880	488	0	28 389	0	0	31 807
7091	Pre-primary and primary education	0	6	0	0	0	0	0	6
7092	Secondary education	0	0	0	0	0	0	0	0
7093	Postsecondary non tertiary education (e.g. ABET)	0	0	0	0	0	0	0	0
7094	Tertiary education	0	0	0	0	0	0	0	0
7095	Education not definable by level	0	0	0	0	0	0	0	0
7096	Subsidiary services to education	0	0	0	0	0	0	0	0
7097	R&D (Education)	0	0	0	0	0	0	0	0
7098	Education n.e.c.	50	2 874	488	0	28 389	0	0	31 801
<b>710</b>	<b>SOCIAL PROTECTION</b>	<b>21 717</b>	<b>430</b>	<b>0</b>	<b>0</b>	<b>259</b>	<b>3</b>	<b>0</b>	<b>22 409</b>
7101	Sickness and disability	6 392	5	0	0	0	0	0	6 397
71011	Sickness	0	0	0	0	0	0	0	0
71012	Disability	6 392	5	0	0	0	0	0	6 397
7102	Old age	1 056	3	0	0	0	0	0	1 059
7103	Survivors	0	0	0	0	0	0	0	0
7104	Family and children	0	24	0	0	0	0	0	24
7105	Unemployment	0	0	0	0	0	0	0	0
7106	Housing	0	0	0	0	0	0	0	0
7107	Social exclusion n.e.c.	0	5	0	0	0	0	0	5
7108	R&D (Social protection)	0	11	0	0	0	0	0	11
7109	Social protection n.e.c.	14 269	382	0	0	259	3	0	14 913

Table 2 - Economic and functional classification of cash payments for operating activities for the 2004/2005 fiscal year

Economic classification		28 Other expense							TOTAL	
		282 Miscellaneous other expense								
		2822 Capital								
		28221 NPISH	28222 Households	28223 Exchange rate losses	28224 Financial Public corporation	28225 Non-financial Public corporation	28226 Financial Private enterprises	28227 Non-financial Private enterprises	TOTAL (28221 - 28227)	(2811 - 28227)
Functional classification		R '000	R '000	R '000	R '000	R '000	R '000	R '000	R '000	
<b>70</b>	<b>GENERAL GOVERNMENT SERVICES</b>	19 332	1 337 477	826 552	83 000	1 472 317	9 553 836	5 463	13 297 977	15 989 461
<b>701</b>	<b>GENERAL PUBLIC SERVICES</b>	0	0	0	0	0	9 460 793	1	9 460 794	10 646 758
7011	Executive and legislative services, financial and fiscal affairs, other than foreign aid	0	0	0	0	0	9 460 793	0	9 460 793	9 505 442
70111	Executive and legislative services	0	0	0	0	0	0	0	0	5 655
70112	Financial and fiscal affairs	0	0	0	0	0	9 460 793	0	9 460 793	9 467 777
70113	External Affairs	0	0	0	0	0	0	0	0	32 010
7012	Foreign economic aid	0	0	0	0	0	0	0	0	0
70121	Economic aid to developing countries and countries in transition	0	0	0	0	0	0	0	0	0
70122	Economic aid routed through international agencies	0	0	0	0	0	0	0	0	0
7013	General services	0	0	0	0	0	0	1	1	871 222
70131	General personnel services	0	0	0	0	0	0	0	0	848
70132	Overall planning and statistical services	0	0	0	0	0	0	0	0	58 243
70133	Other general services	0	0	0	0	0	0	1	1	812 131
7014	Basic research	0	0	0	0	0	0	0	0	270 089
7015	R&D General public services	0	0	0	0	0	0	0	0	5
7016	General public services n.e.c.	0	0	0	0	0	0	0	0	0
7017	Public debt transactions (mainly interest)	0	0	0	0	0	0	0	0	0
7018	Transfers of a general character between different levels of government	0	0	0	0	0	0	0	0	0



Table 2 - Economic and functional classification of cash payments for operating activities for the 2004/2005 fiscal year

Functional classification		Economic classification							TOTAL	
		28 Other expense							TOTAL (28221 - 28227)	(2811 - 28227)
		282 Miscellaneous other expense								
		2822 Capital								
	28221 NPISH	28222 Households	28223 Exchange rate losses	28224 Financial Public corporation	28225 Non-financial Public corporation	28226 Financial Private enterprises	28227 Non-financial Private enterprises	R '000	R '000	
	R '000	R '000	R '000	R '000	R '000	R '000	R '000	R '000	R '000	
<b>702</b>	<b>DEFENCE</b>	0	0	826 534	0	0	0	0	826 534	915 288
7021	Military defence	0	0	826 534	0	0	0	0	826 534	846 059
7022	Civil defence	0	0	0	0	0	0	0	0	0
7023	Foreign military aid	0	0	0	0	0	0	0	0	0
7024	R&D Defence	0	0	0	0	0	0	0	0	46
7025	Defence n.e.c.	0	0	0	0	0	0	0	0	69 183
<b>703</b>	<b>PUBLIC ORDER AND SAFETY</b>	0	0	0	0	0	0	0	0	537 900
7031	Police services	0	0	0	0	0	0	0	0	442 195
7032	Fire protection services	0	0	0	0	0	0	0	0	0
7033	Law courts	0	0	0	0	0	0	0	0	42 746
7034	Prisons	0	0	0	0	0	0	0	0	52 959
7035	R&D Public order and safety	0	0	0	0	0	0	0	0	0
7036	Public order and safety n.e.c.	0	0	0	0	0	0	0	0	0
<b>704</b>	<b>ECONOMIC AFFAIRS</b>	0	1 337 477	18	83 000	1 469 025	93 043	5 462	2 988 025	3 094 889
7041	General economic, commercial and labour affairs	0	0	18	0	0	0	1 375	1 393	35 449
70411	General economic and commercial affairs	0	0	18	0	0	0	1 375	1 393	18 616
70412	General labour affairs	0	0	0	0	0	0	0	0	16 833
7042	Agriculture, forestry, fishing and hunting	0	1 337 477	0	0	0	0	75	1 337 552	1 381 157
70421	Agriculture	0	1 337 477	0	0	0	0	75	1 337 552	1 346 504
70422	Forestry	0	0	0	0	0	0	0	0	34 653
70423	Fishing and hunting	0	0	0	0	0	0	0	0	0

Table 2 - Economic and functional classification of cash payments for operating activities for the 2004/2005 fiscal year

Economic classification		28 Other expense							TOTAL	
		282 Miscellaneous other expense								
		2822 Capital								
		28221 NPISH	28222 Households	28223 Exchange rate losses	28224 Financial Public corporation	28225 Non-financial Public corporation	28226 Financial Private enterprises	28227 Non-financial Private enterprises	TOTAL (28221 - 28227)	(2811 - 28227)
Functional classification		R '000	R '000	R '000	R '000	R '000	R '000	R '000	R '000	
7043	Fuel and energy	0	0	0	0	814 025	0	4 012	818 037	841 775
70431	Coal and other solid mineral fuels	0	0	0	0	0	0	0	0	0
70432	Petroleum and natural gas	0	0	0	0	0	0	0	0	0
70433	Nuclear fuels	0	0	0	0	16 696	0	0	16 696	16 716
70434	Other fuels	0	0	0	0	0	0	0	0	0
70435	Electricity	0	0	0	0	797 329	0	4 012	801 341	825 059
70436	Non electric energy	0	0	0	0	0	0	0	0	0
										0
7044	Mining, manufacturing and construction	0	0	0	83 000	0	93 043	0	176 043	178 135
70441	Mining of mineral resources other than mineral fuels	0	0	0	0	0	0	0	0	1 495
70442	Manufacturing	0	0	0	83 000	0	93 043	0	176 043	176 640
70443	Construction	0	0	0	0	0	0	0	0	0
										0
7045	Transport	0	0	0	0	655 000	0	0	655 000	657 182
70451	Road transport	0	0	0	0	0	0	0	0	1 490
70452	Water transport	0	0	0	0	0	0	0	0	590
70453	Railway transport	0	0	0	0	655 000	0	0	655 000	655 000
70454	Air transport	0	0	0	0	0	0	0	0	102
70455	Pipeline and other transport	0	0	0	0	0	0	0	0	0
										0
7046	Communication	0	0	0	0	0	0	0	0	1 034
70461	R&D (Communication)	0	0	0	0	0	0	0	0	1
70462	Other communication	0	0	0	0	0	0	0	0	1 033

Table 2 - Economic and functional classification of cash payments for operating activities for the 2004/2005 fiscal year

Economic classification		28 Other expense							TOTAL	
		282 Miscellaneous other expense								
		2822 Capital								
		28221 NPISH	28222 Households	28223 Exchange rate losses	28224 Financial Public corporation	28225 Non-financial Public corporation	28226 Financial Private enterprises	28227 Non-financial Private enterprises	TOTAL (28221 - 28227)	(2811 - 28227)
Functional classification		R '000	R '000	R '000	R '000	R '000	R '000	R '000	R '000	
7047	Other industries	0	0	0	0	0	0	0	75	
70471	Distributive trades, storage and warehousing	0	0	0	0	0	0	0	0	
70472	Hotels and restaurants	0	0	0	0	0	0	0	0	
70473	Tourism	0	0	0	0	0	0	0	75	
70474	Multipurpose development projects	0	0	0	0	0	0	0	0	
									0	
7048	R&D Economic affairs	0	0	0	0	0	0	0	82	
70481	R&D General economic, commercial and labour affairs	0	0	0	0	0	0	0	10	
70482	R&D Agriculture, forestry, fishing and hunting	0	0	0	0	0	0	0	28	
70483	R&D Fuel and energy	0	0	0	0	0	0	0	0	
70484	R&D Mining, manufacturing and construction	0	0	0	0	0	0	0	0	
70485	R&D Transport	0	0	0	0	0	0	0	39	
70486	R&D Communication	0	0	0	0	0	0	0	0	
70487	R&D Other industries	0	0	0	0	0	0	0	5	
									0	
7049	Economic affairs n.e.c.	0	0	0	0	0	0	0	0	
									0	
<b>705</b>	<b>ENVIRONMENTAL PROTECTION</b>	<b>0</b>	<b>0</b>	<b>0</b>	<b>0</b>	<b>0</b>	<b>0</b>	<b>0</b>	<b>33 537</b>	
7051	Waste management	0	0	0	0	0	0	0	12 012	
7052	Waste water management	0	0	0	0	0	0	0	42	
7053	Pollution abatement	0	0	0	0	0	0	0	15 557	
7054	Protection of biodiversity and landscape	0	0	0	0	0	0	0	589	
7055	R&D Environmental protection	0	0	0	0	0	0	0	91	
7056	Environmental protection n.e.c.	0	0	0	0	0	0	0	5 246	

Table 2 - Economic and functional classification of cash payments for operating activities for the 2004/2005 fiscal year

Economic classification		28 Other expense							TOTAL	
		282 Miscellaneous other expense								
		2822 Capital								
		28221 NPISH	28222 Households	28223 Exchange rate losses	28224 Financial Public corporation	28225 Non-financial Public corporation	28226 Financial Private enterprises	28227 Non-financial Private enterprises	TOTAL (28221 - 28227)	(2811 - 28227)
Functional classification		R '000	R '000	R '000	R '000	R '000	R '000	R '000	R '000	
<b>706</b>	<b>HOUSING AND COMMUNITY AMENITIES</b>	19 332	0	0	0	3 292	0	0	22 624	142 593
7061	Housing development	0	0	0	0	0	0	0	0	34 997
7062	Community development	0	0	0	0	0	0	0	0	104
7063	Water supply	19 332	0	0	0	3 292	0	0	22 624	107 491
7064	Street lighting	0	0	0	0	0	0	0	0	0
7065	R&D Housing and community amenities	0	0	0	0	0	0	0	0	1
7066	Housing and community amenities n.e.c.	0	0	0	0	0	0	0	0	0
										0
<b>707</b>	<b>HEALTH</b>	<b>0</b>	<b>0</b>	<b>0</b>	<b>0</b>	<b>0</b>	<b>0</b>	<b>0</b>	<b>0</b>	<b>222 337</b>
7072	Outpatient services	0	0	0	0	0	0	0	0	0
70724	Ambulance services	0	0	0	0	0	0	0	0	0
7073	Hospital services	0	0	0	0	0	0	0	0	92
7074	Public health services	0	0	0	0	0	0	0	0	87 025
7075	R&D (Health)	0	0	0	0	0	0	0	0	0
7076	Health n.e.c.	0	0	0	0	0	0	0	0	135 220
7077	Other	0	0	0	0	0	0	0	0	0
										0
<b>708</b>	<b>RECREATION, CULTURE AND RELIGION</b>	<b>0</b>	<b>0</b>	<b>0</b>	<b>0</b>	<b>0</b>	<b>0</b>	<b>0</b>	<b>0</b>	<b>341 943</b>
7081	Recreational and sporting services	0	0	0	0	0	0	0	0	61 262
7082	Cultural services	0	0	0	0	0	0	0	0	203 967
7083	Broadcasting and publishing services	0	0	0	0	0	0	0	0	213
7084	Religious and other community services	0	0	0	0	0	0	0	0	468
7085	R&D (Recreation, cultural and religion)	0	0	0	0	0	0	0	0	0
7086	Recreation, culture and religion n.e.c.	0	0	0	0	0	0	0	0	76 033

Table 2 - Economic and functional classification of cash payments for operating activities for the 2004/2005 fiscal year

Economic classification		28 Other expense							TOTAL	
		282 Miscellaneous other expense								
		2822 Capital								
		28221 NPISH	28222 Households	28223 Exchange rate losses	28224 Financial Public corporation	28225 Non-financial Public corporation	28226 Financial Private enterprises	28227 Non-financial Private enterprises	TOTAL (28221 - 28227)	(2811 - 28227)
Functional classification		R '000	R '000	R '000	R '000	R '000	R '000	R '000	R '000	
<b>709</b>	<b>EDUCATION</b>	0	0	0	0	0	0	0	0	<b>31 807</b>
7091	Pre-primary and primary education	0	0	0	0	0	0	0	0	6
7092	Secondary education	0	0	0	0	0	0	0	0	0
7093	Postsecondary non tertiary education (e.g. ABET)	0	0	0	0	0	0	0	0	0
7094	Tertiary education	0	0	0	0	0	0	0	0	0
7095	Education not definable by level	0	0	0	0	0	0	0	0	0
7096	Subsidiary services to education	0	0	0	0	0	0	0	0	0
7097	R&D (Education)	0	0	0	0	0	0	0	0	0
7098	Education n.e.c.	0	0	0	0	0	0	0	0	31 801
										0
<b>710</b>	<b>SOCIAL PROTECTION</b>	0	0	0	0	0	0	0	0	<b>22 409</b>
7101	Sickness and disability	0	0	0	0	0	0	0	0	6 397
71011	Sickness	0	0	0	0	0	0	0	0	0
71012	Disability	0	0	0	0	0	0	0	0	6 397
7102	Old age	0	0	0	0	0	0	0	0	1 059
7103	Survivors	0	0	0	0	0	0	0	0	0
7104	Family and children	0	0	0	0	0	0	0	0	24
7105	Unemployment	0	0	0	0	0	0	0	0	0
7106	Housing	0	0	0	0	0	0	0	0	0
7107	Social exclusion n.e.c.	0	0	0	0	0	0	0	0	5
7108	R&D (Social protection)	0	0	0	0	0	0	0	0	11
7109	Social protection n.e.c.	0	0	0	0	0	0	0	0	14 913

**Table 2 - Economic and functional classification of cash payments for operating activities for the 2004/2005 fiscal year**

Economic classification		29 Expenses not regarded as transactions		
		291	292	TOTAL
		Thefts and losses	Other	(291 - 292)
Functional classification		R '000	R '000	R '000
<b>70</b>	<b>GENERAL GOVERNMENT SERVICES</b>	<b>599 369</b>	<b>326 102</b>	<b>925 471</b>
<b>701</b>	<b>GENERAL PUBLIC SERVICES</b>	<b>73 682</b>	<b>320 433</b>	<b>394 115</b>
7011	Executive and legislative services, financial and fiscal affairs, other than foreign aid	1 074	0	1 074
70111	Executive and legislative services	698	0	698
70112	Financial and fiscal affairs	11	0	11
70113	External Affairs	365	0	365
7012	Foreign economic aid	0	0	0
70121	Economic aid to developing countries and countries in transition	0	0	0
70122	Economic aid routed through international agencies	0	0	0
7013	General services	72 399	0	72 399
70131	General personnel services	20	0	20
70132	Overall planning and statistical services	235	0	235
70133	Other general services	72 144	0	72 144
7014	Basic research	209	0	209
7015	R&D General public services	0	0	0
7016	General public services n.e.c.	0	0	0
7017	Public debt transactions (mainly interest)	0	320 433	320 433
7018	Transfers of a general character between different levels of government	0	0	0

**Table 2 - Economic and functional classification of cash payments for operating activities for the 2004/2005 fiscal year**

Functional classification		Economic classification		
		29 Expenses not regarded as transactions		
		291 Thefts and losses R '000	292 Other R '000	TOTAL (291 - 292) R '000
<b>702</b>	<b>DEFENCE</b>	<b>23 815</b>	<b>0</b>	<b>23 815</b>
7021	Military defence	23 815	0	23 815
7022	Civil defence	0	0	0
7023	Foreign military aid	0	0	0
7024	R&D Defence	0	0	0
7025	Defence n.e.c.	0	0	0
<b>703</b>	<b>PUBLIC ORDER AND SAFETY</b>	<b>370 642</b>	<b>0</b>	<b>370 642</b>
7031	Police services	0	0	0
7032	Fire protection services	0	0	0
7033	Law courts	92 335	0	92 335
7034	Prisons	278 307	0	278 307
7035	R&D Public order and safety	0	0	0
7036	Public order and safety n.e.c.	0	0	0
<b>704</b>	<b>ECONOMIC AFFAIRS</b>	<b>86 733</b>	<b>5 442</b>	<b>92 175</b>
7041	General economic, commercial and labour affairs	37 340	4 392	41 732
70411	General economic and commercial affairs	36 820	4 392	41 212
70412	General labour affairs	520	0	520
7042	Agriculture, forestry, fishing and hunting	12 796	0	12 796
70421	Agriculture	1 322	0	1 322
70422	Forestry	11 474	0	11 474
70423	Fishing and hunting	0	0	0

**Table 2 - Economic and functional classification of cash payments for operating activities for the 2004/2005 fiscal year**

Economic classification		29 Expenses not regarded as transactions		
		291	292	TOTAL
		Thefts and losses	Other	(291 - 292)
Functional classification		R '000	R '000	R '000
7043	Fuel and energy	28	0	28
70431	Coal and other solid mineral fuels	0	0	0
70432	Petroleum and natural gas	0	0	0
70433	Nuclear fuels	2	0	2
70434	Other fuels	0	0	0
70435	Electricity	26	0	26
70436	Non electric energy	0	0	0
7044	Mining, manufacturing and construction	10 936	1 049	11 985
70441	Mining of mineral resources other than mineral fuels	176	0	176
70442	Manufacturing	10 760	1 049	11 809
70443	Construction	0	0	0
7045	Transport	25 605	0	25 605
70451	Road transport	25 605	0	25 605
70452	Water transport	0	0	0
70453	Railway transport	0	0	0
70454	Air transport	0	0	0
70455	Pipeline and other transport	0	0	0
7046	Communication	13	0	13
70461	R&D (Communication)	0	0	0
70462	Other communication	13	0	13



**Table 2 - Economic and functional classification of cash payments for operating activities for the 2004/2005 fiscal year**

Economic classification		29 Expenses not regarded as transactions		
		291	292	TOTAL
		Thefts and losses	Other	(291 - 292)
Functional classification		R '000	R '000	R '000
7047	Other industries	6	1	7
70471	Distributive trades, storage and warehousing	6	1	7
70472	Hotels and restaurants	0	0	0
70473	Tourism	0	0	0
70474	Multipurpose development projects	0	0	0
7048	R&D Economic affairs	9	0	9
70481	R&D General economic, commercial and labour affairs	2	0	2
70482	R&D Agriculture, forestry, fishing and hunting	7	0	7
70483	R&D Fuel and energy	0	0	0
70484	R&D Mining, manufacturing and construction	0	0	0
70485	R&D Transport	0	0	0
70486	R&D Communication	0	0	0
70487	R&D Other industries	0	0	0
7049	Economic affairs n.e.c.	0	0	0
<b>705</b>	<b>ENVIRONMENTAL PROTECTION</b>	<b>344</b>	<b>227</b>	<b>571</b>
7051	Waste management	0	0	0
7052	Waste water management	239	0	239
7053	Pollution abatement	105	0	105
7054	Protection of biodiversity and landscape	0	0	0
7055	R&D Environmental protection	0	0	0
7056	Environmental protection n.e.c.	0	227	227

**Table 2 - Economic and functional classification of cash payments for operating activities for the 2004/2005 fiscal year**

Functional classification		Economic classification		
		29 Expenses not regarded as transactions		
		291 Thefts and losses R '000	292 Other R '000	TOTAL (291 - 292) R '000
<b>706</b>	<b>HOUSING AND COMMUNITY AMENITIES</b>	<b>17 486</b>	<b>0</b>	<b>17 486</b>
7061	Housing development	96	0	96
7062	Community development	0	0	0
7063	Water supply	17 390	0	17 390
7064	Street lighting	0	0	0
7065	R&D Housing and community amenities	0	0	0
7066	Housing and community amenities n.e.c.	0	0	0
<b>707</b>	<b>HEALTH</b>	<b>92</b>	<b>0</b>	<b>92</b>
7072	Outpatient services	0	0	0
70724	Ambulance services	0	0	0
7073	Hospital services	0	0	0
7074	Public health services	0	0	0
7075	R&D (Health)	0	0	0
7076	Health n.e.c.	92	0	92
7077	Other	0	0	0
<b>708</b>	<b>RECREATION, CULTURE AND RELIGION</b>	<b>333</b>	<b>0</b>	<b>333</b>
7081	Recreational and sporting services	10	0	10
7082	Cultural services	323	0	323
7083	Broadcasting and publishing services	0	0	0
7084	Religious and other community services	0	0	0
7085	R&D (Recreation, cultural and religion)	0	0	0
7086	Recreation, culture and religion n.e.c.	0	0	0

**Table 2 - Economic and functional classification of cash payments for operating activities for the 2004/2005 fiscal year**

Functional classification		Economic classification		
		29 Expenses not regarded as transactions		
		291 Thefts and losses	292 Other	TOTAL (291 - 292)
		R '000	R '000	R '000
<b>709</b>	<b>EDUCATION</b>	<b>25 063</b>	<b>0</b>	<b>25 063</b>
7091	Pre-primary and primary education	0	0	0
7092	Secondary education	0	0	0
7093	Postsecondary non tertiary education (e.g. ABET)	0	0	0
7094	Tertiary education	0	0	0
7095	Education not definable by level	0	0	0
7096	Subsidiary services to education	0	0	0
7097	R&D (Education)	0	0	0
7098	Education n.e.c.	25 063	0	25 063
<b>710</b>	<b>SOCIAL PROTECTION</b>	<b>1 179</b>	<b>0</b>	<b>1 179</b>
7101	Sickness and disability	0	0	0
71011	Sickness	0	0	0
71012	Disability	0	0	0
7102	Old age	604	0	604
7103	Survivors	0	0	0
7104	Family and children	0	0	0
7105	Unemployment	0	0	0
7106	Housing	0	0	0
7107	Social exclusion n.e.c.	0	0	0
7108	R&D (Social protection)	0	0	0
7109	Social protection n.e.c.	575	0	575

Table 3 - Economic and functional classification of the purchases of non-financial assets for the 2004/2005 fiscal year

Economic classification		61 Purchases of non-financial assets										
		611 Fixed assets										TOTAL
		6111 Buildings and structures			6112 Machinery and equipment				6113 Other fixed assets			
		61111 Residential buildings	61112 Non-residential buildings	61113 Other constructions	61121 Vehicles	61122 Computer equipment	61124 Furniture	61125 Other machinery and equipment	61126 Books	61131 Cultivated assets	61132 Intangible assets	(61111 - 61132)
Functional classification		R '000	R '000	R '000	R '000	R '000	R '000	R '000	R '000	R '000	R '000	
<b>70</b>	<b>GENERAL GOVERNMENT SERVICES</b>	<b>397 837</b>	<b>2 544 354</b>	<b>781 606</b>	<b>1 352 972</b>	<b>766 863</b>	<b>112 634</b>	<b>628 182</b>	<b>0</b>	<b>1 073</b>	<b>77 873</b>	<b>6 663 394</b>
<b>701</b>	<b>GENERAL PUBLIC SERVICES</b>	<b>13 442</b>	<b>541 299</b>	<b>4</b>	<b>86 186</b>	<b>180 819</b>	<b>63 155</b>	<b>83 239</b>	<b>0</b>	<b>0</b>	<b>33 711</b>	<b>1 001 855</b>
7011	Executive and legislative services, financial and fiscal affairs, other than foreign aid	13 442	46 111	2	17 390	44 651	25 132	63 329	0	0	8 391	218 448
70111	Executive and legislative services	0	0	1	1 627	18 607	7 344	14 238	0	0	897	42 714
70112	Financial and fiscal affairs	0	5 371	1	441	5 612	1 052	1 144	0	0	1 606	15 227
70113	External Affairs	13 442	40 740	0	15 322	20 432	16 736	47 947	0	0	5 888	160 507
7012	Foreign economic aid	0	0	0	0	0	0	0	0	0	0	0
70121	Economic aid to developing countries and countries in transition	0	0	0	0	0	0	0	0	0	0	0
70122	Economic aid routed through international agencies	0	0	0	0	0	0	0	0	0	0	0
7013	General services	0	490 296	2	66 913	134 428	35 849	17 390	0	0	25 320	770 198
70131	General personnel services	0	0	1	500	4 005	766	1 423	0	0	127	6 822
70132	Overall planning and statistical services	0	2 120	1	0	14 267	464	1 312	0	0	970	19 134
70133	Other general services	0	488 176	0	66 413	116 156	34 619	14 655	0	0	24 223	744 242
7014	Basic research	0	2 674	0	1 883	1 721	2 166	2 520	0	0	0	10 964
7015	R&D General public services	0	0	0	0	19	8	0	0	0	0	27
7016	General public services n.e.c.	0	2 218	0	0	0	0	0	0	0	0	2 218
7017	Public debt transactions (mainly interest)	0	0	0	0	0	0	0	0	0	0	0
7018	Transfers of a general character between different levels of government	0	0	0	0	0	0	0	0	0	0	0

Table 3 - Economic and functional classification of the purchases of non-financial assets for the 2004/2005 fiscal year

Functional classification		Economic classification										TOTAL
		61 Purchases of non-financial assets										
		611 Fixed assets										
		6111 Buildings and structures			6112 Machinery and equipment				6113 Other fixed assets			
		61111 Residential buildings	61112 Non-residential buildings	61113 Other constructions	61121 Vehicles	61122 Computer equipment	61124 Furniture	61125 Other machinery and equipment	61126 Books	61131 Cultivated assets	61132 Intangible assets	(61111 - 61132)
		R '000	R '000	R '000	R '000	R '000	R '000	R '000	R '000		R '000	R '000
<b>702</b>	<b>DEFENCE</b>	<b>0</b>	<b>156 307</b>	<b>0</b>	<b>303 107</b>	<b>99 404</b>	<b>9 936</b>	<b>193 795</b>	<b>0</b>	<b>0</b>	<b>0</b>	<b>762 549</b>
7021	Military defence	0	79 810	0	303 107	99 385	9 811	190 708	0	0	0	682 821
7022	Civil defence	0	0	0	0	0	0	0	0	0	0	0
7023	Foreign military aid	0	0	0	0	0	0	0	0	0	0	0
7024	R&D Defence	0	20	0	0	19	125	3 087	0	0	0	3 251
7025	Defence n.e.c.	0	76 477	0	0	0	0	0	0	0	0	76 477
<b>703</b>	<b>PUBLIC ORDER AND SAFETY</b>	<b>384 371</b>	<b>1 577 571</b>	<b>6</b>	<b>947 741</b>	<b>407 244</b>	<b>23 524</b>	<b>288 911</b>	<b>0</b>	<b>807</b>	<b>18 345</b>	<b>3 648 520</b>
7031	Police services	368 369	151 185	0	924 101	234 226	4 703	180 375	0	6	673	1 863 638
7032	Fire protection services	0	0	0	0	0	0	0	0	0	0	0
7033	Law courts	16 002	324 000	6	23 640	96 931	18 135	53 442	0	0	16 908	549 064
7034	Prisons	0	1 102 386	0	0	76 087	686	55 094	0	801	764	1 235 818
7035	R&D Public order and safety	0	0	0	0	0	0	0	0	0	0	0
7036	Public order and safety n.e.c.	0	0	0	0	0	0	0	0	0	0	0
<b>704</b>	<b>ECONOMIC AFFAIRS</b>	<b>24</b>	<b>1 725</b>	<b>91 159</b>	<b>12 261</b>	<b>44 149</b>	<b>8 441</b>	<b>24 616</b>	<b>0</b>	<b>266</b>	<b>11 936</b>	<b>194 577</b>
7041	General economic, commercial and labour affairs	0	-36 900	73 629	1 215	16 899	2 814	7 017	0	0	3 200	67 874
70411	General economic and commercial affairs	0	0	0	1 112	16 874	1 470	6 471	0	0	3 122	29 049
70412	General labour affairs	0	-36 900	73 629	103	25	1 344	546	0	0	78	38 825
7042	Agriculture, forestry, fishing and hunting	24	38 760	13 839	4 256	22 298	2 044	14 123	0	266	7 895	103 505
70421	Agriculture	0	38 193	13 705	4 219	20 035	1 758	12 284	0	175	6 493	96 862
70422	Forestry	24	567	134	37	2 263	286	1 839	0	91	1 402	6 643
70423	Fishing and hunting	0	0	0	0	0	0	0	0	0	0	0

Table 3 - Economic and functional classification of the purchases of non-financial assets for the 2004/2005 fiscal year

Economic classification		61 Purchases of non-financial assets										
		611 Fixed assets										TOTAL
		6111 Buildings and structures			6112 Machinery and equipment				6113 Other fixed assets			(61111 - 61132)
		61111 Residential buildings	61112 Non-residential buildings	61113 Other constructions	61121 Vehicles	61122 Computer equipment	61124 Furniture	61125 Other machinery and equipment	61126 Books	61131 Cultivated assets	61132 Intangible assets	
Functional classification		R '000	R '000	R '000	R '000	R '000	R '000	R '000	R '000	R '000	R '000	
7043	Fuel and energy	0	0	0	58	188	23	242	0	0	273	784
70431	Coal and other solid mineral fuels	0	0	0	0	0	0	0	0	0	0	0
70432	Petroleum and natural gas	0	0	0	0	0	0	0	0	0	0	0
70433	Nuclear fuels	0	0	0	5	14	2	19	0	0	6	46
70434	Other fuels	0	0	0	0	0	0	0	0	0	0	0
70435	Electricity	0	0	0	53	174	21	223	0	0	267	738
70436	Non electric energy	0	0	0	0	0	0	0	0	0	0	0
7044	Mining, manufacturing and construction	0	0	0	353	1 639	376	2 052	0	0	534	4 954
70441	Mining of mineral resources other than mineral fuels	0	0	0	353	1 128	371	1 929	0	0	517	4 298
70442	Manufacturing	0	0	0	0	511	5	123	0	0	17	656
70443	Construction	0	0	0	0	0	0	0	0	0	0	0
7045	Transport	0	0	3 433	5 720	1 456	2 635	620	0	0	0	13 864
70451	Road transport	0	0	3 433	5 720	1 077	1 455	383	0	0	0	12 068
70452	Water transport	0	0	0	0	152	461	45	0	0	0	658
70453	Railway transport	0	0	0	0	0	0	0	0	0	0	0
70454	Air transport	0	0	0	0	227	719	192	0	0	0	1 138
70455	Pipeline and other transport	0	0	0	0	0	0	0	0	0	0	0
7046	Communication	0	0	0	659	1 480	357	325	0	0	33	2 854
70461	R&D (Communication)	0	0	0	0	3	1	0	0	0	0	4
70462	Other communication	0	0	0	659	1 477	356	325	0	0	33	2 850

Table 3 - Economic and functional classification of the purchases of non-financial assets for the 2004/2005 fiscal year

		Economic classification										61 Purchases of non-financial assets
		611 Fixed assets										TOTAL
		6111 Buildings and structures			6112 Machinery and equipment				6113 Other fixed assets			(61111 - 61132)
		61111 Residential buildings	61112 Non-residential buildings	61113 Other constructions	61121 Vehicles	61122 Computer equipment	61124 Furniture	61125 Other machinery and equipment	61126 Books	61131 Cultivated assets	61132 Intangible assets	
Functional classification		R '000	R '000	R '000	R '000	R '000	R '000	R '000	R '000	R '000	R '000	
7047	Other industries	0	0	0	0	98	0	156	0	0	0	254
70471	Distributive trades, storage and warehousing	0	0	0	0	0	0	0	0	0	0	0
70472	Hotels and restaurants	0	0	0	0	0	0	0	0	0	0	0
70473	Tourism	0	0	0	0	98	0	156	0	0	0	254
70474	Multipurpose development projects	0	0	0	0	0	0	0	0	0	0	0
7048	R&D Economic affairs	0	-135	258	0	91	192	81	0	0	1	488
70481	R&D General economic, commercial and labour affairs	0	-135	258	0	7	8	16	0	0	0	154
70482	R&D Agriculture, forestry, fishing and hunting	0	0	0	0	27	44	50	0	0	1	122
70483	R&D Fuel and energy	0	0	0	0	0	0	0	0	0	0	0
70484	R&D Mining, manufacturing and construction	0	0	0	0	0	0	0	0	0	0	0
70485	R&D Transport	0	0	0	0	57	140	15	0	0	0	212
70486	R&D Communication	0	0	0	0	0	0	0	0	0	0	0
70487	R&D Other industries	0	0	0	0	0	0	0	0	0	0	0
7049	Economic affairs n.e.c.	0	0	0	0	0	0	0	0	0	0	0
<b>705</b>	<b>ENVIRONMENTAL PROTECTION</b>	<b>0</b>	<b>72 207</b>	<b>136 194</b>	<b>0</b>	<b>1 848</b>	<b>37</b>	<b>2 064</b>	<b>0</b>	<b>0</b>	<b>67</b>	<b>212 417</b>
7051	Waste management	0	0	0	0	16	0	18	0	0	0	34
7052	Waste water management	0	11	43 054	0	29	3	2	0	0	28	43 127
7053	Pollution abatement	0	5	93 140	0	112	34	111	0	0	12	93 414
7054	Protection of biodiversity and landscape	0	64 364	0	0	535	0	176	0	0	0	65 075
7055	R&D Environmental protection	0	0	0	0	0	0	171	0	0	0	171
7056	Environmental protection n.e.c.	0	7 827	0	0	1 156	0	1 586	0	0	27	10 596

Table 3 - Economic and functional classification of the purchases of non-financial assets for the 2004/2005 fiscal year

Economic classification		61 Purchases of non-financial assets										
		611 Fixed assets										TOTAL
		6111 Buildings and structures			6112 Machinery and equipment				6113 Other fixed assets			(61111 - 61132)
		61111 Residential buildings	61112 Non-residential buildings	61113 Other constructions	61121 Vehicles	61122 Computer equipment	61124 Furniture	61125 Other machinery and equipment	61126 Books	61131 Cultivated assets	61132 Intangible assets	
Functional classification		R '000	R '000	R '000	R '000	R '000	R '000	R '000	R '000	R '000	R '000	
<b>706</b>	<b>HOUSING AND COMMUNITY AMENITIES</b>	0	2 182	523 353	648	11 859	4 665	19 771	0	0	11 009	573 487
7061	Housing development	0	0	0	500	1 685	3 642	2 913	0	0	490	9 230
7062	Community development	0	0	0	0	932	177	204	0	0	349	1 662
7063	Water supply	0	2 182	523 353	148	9 222	789	16 654	0	0	10 170	562 518
7064	Street lighting	0	0	0	0	0	0	0	0	0	0	0
7065	R&D Housing and community amenities	0	0	0	0	20	57	0	0	0	0	77
7066	Housing and community amenities n.e.c.	0	0	0	0	0	0	0	0	0	0	0
<b>707</b>	<b>HEALTH</b>	0	7 718	3	627	12 694	1 575	9 012	0	0	185	31 814
7072	Outpatient services	0	0	0	0	0	0	0	0	0	0	0
70724	Ambulance services	0	0	0	0	0	0	0	0	0	0	0
7073	Hospital services	0	595	0	48	981	133	169	0	0	46	1 972
7074	Public health services	0	1 709	0	139	2 512	574	230	0	0	8	5 172
7075	R&D (Health)	0	0	0	0	0	0	0	0	0	0	0
7076	Health n.e.c.	0	5 414	3	440	9 201	868	8 613	0	0	131	24 670
7077	Other	0	0	0	0	0	0	0	0	0	0	0
<b>708</b>	<b>RECREATION, CULTURE AND RELIGION</b>	0	182 974	1	1 088	972	98	5 474	0	0	7	190 614
7081	Recreational and sporting services	0	0	0	1 088	637	22	176	0	0	0	1 923
7082	Cultural services	0	171 982	0	0	0	0	5 231	0	0	0	177 213
7083	Broadcasting and publishing services	0	0	0	0	222	61	21	0	0	7	311
7084	Religious and other community services	0	10 992	0	0	0	0	0	0	0	0	10 992
7085	R&D (Recreation, cultural and religion)	0	0	0	0	0	0	0	0	0	0	0
7086	Recreation, culture and religion n.e.c.	0	0	1	0	113	15	46	0	0	0	175



Table 3 - Economic and functional classification of the purchases of non-financial assets for the 2004/2005 fiscal year

Economic classification		61 Purchases of non-financial assets										
		611 Fixed assets										TOTAL
		6111 Buildings and structures			6112 Machinery and equipment				6113 Other fixed assets			(61111 - 61132)
		61111 Residential buildings	61112 Non-residential buildings	61113 Other constructions	61121 Vehicles	61122 Computer equipment	61124 Furniture	61125 Other machinery and equipment	61126 Books	61131 Cultivated assets	61132 Intangible assets	
Functional classification		R '000	R '000	R '000	R '000	R '000	R '000	R '000	R '000	R '000	R '000	
<b>709</b>	<b>EDUCATION</b>	0	0	30 884	1 314	2 990	699	903	0	0	1 228	38 018
7091	Pre-primary and primary education	0	0	0	0	41	0	0	0	0	0	41
7092	Secondary education	0	0	0	0	0	0	0	0	0	0	0
7093	Postsecondary non tertiary education (e.g. ABET)	0	0	0	0	0	0	0	0	0	0	0
7094	Tertiary education	0	0	0	0	0	0	0	0	0	0	0
7095	Education not definable by level	0	0	0	0	0	0	0	0	0	0	0
7096	Subsidiary services to education	0	0	0	0	0	0	0	0	0	0	0
7097	R&D (Education)	0	0	0	0	0	0	0	0	0	0	0
7098	Education n.e.c.	0	0	30 884	1 314	2 949	699	903	0	0	1 228	37 977
<b>710</b>	<b>SOCIAL PROTECTION</b>	0	2 371	2	0	4 884	504	397	0	0	1 385	9 543
7101	Sickness and disability	0	0	1	0	30	11	1	0	0	0	43
71011	Sickness	0	0	0	0	0	0	0	0	0	0	0
71012	Disability	0	0	1	0	30	11	1	0	0	0	43
7102	Old age	0	0	0	0	23	0	0	0	0	0	23
7103	Survivors	0	0	0	0	0	0	0	0	0	0	0
7104	Family and children	0	0	0	0	238	42	75	0	0	0	355
7105	Unemployment	0	0	0	0	0	0	0	0	0	0	0
7106	Housing	0	0	0	0	0	0	0	0	0	0	0
7107	Social exclusion n.e.c.	0	0	0	0	57	22	4	0	0	4	87
7108	R&D (Social protection)	0	0	0	0	223	16	0	0	0	0	239
7109	Social protection n.e.c.	0	2 371	1	0	4 313	413	317	0	0	1 381	8 796

Table 3 - Economic and functional classification of the purchases of non-financial assets for the 2004/2005 fiscal year

Functional classification		Economic classification											TOTAL	
		61 Purchases of non-financial assets					TOTAL (6121 - 61224)	613 Valuables R '000	614 Non produced assets				TOTAL (6141 - 6144)	(61111 - 6144) R '000
		612 Inventories							6141	6142	6143	6144		
		6121 Strategic stocks R '000	6122 Other inventories								R '000	R '000	R '000	R '000
	61221 Materials and supplies R '000	61222 Work-in- progress R '000	61223 Finished goods R '000	61224 Goods for resale R '000			Land R '000	Subsoil assets R '000	Other naturally occurring assets R '000	Intangible non- produced assets R '000				
<b>70</b>	<b>GENERAL GOVERNMENT SERVICES</b>	0	0	0	0	0	0	1 274	0	0	0	0	0	6 664 668
<b>701</b>	<b>GENERAL PUBLIC SERVICES</b>	0	0	0	0	0	0	1 274	0	0	0	0	0	1 003 129
7011	Executive and legislative services, financial and fiscal affairs, other than foreign	0	0	0	0	0	0	1 274	0	0	0	0	0	219 722
70111	Executive and legislative services	0	0	0	0	0	0	0	0	0	0	0	0	42 714
70112	Financial and fiscal affairs	0	0	0	0	0	0	17	0	0	0	0	0	15 244
70113	External Affairs	0	0	0	0	0	0	1 257	0	0	0	0	0	161 764
7012	Foreign economic aid	0	0	0	0	0	0	0	0	0	0	0	0	0
70121	Economic aid to developing countries and countries in transition	0	0	0	0	0	0	0	0	0	0	0	0	0
70122	Economic aid routed through international agencies	0	0	0	0	0	0	0	0	0	0	0	0	0
7013	General services	0	0	0	0	0	0	0	0	0	0	0	0	770 198
70131	General personnel services	0	0	0	0	0	0	0	0	0	0	0	0	6 822
70132	Overall planning and statistical services	0	0	0	0	0	0	0	0	0	0	0	0	19 134
70133	Other general services	0	0	0	0	0	0	0	0	0	0	0	0	744 242
7014	Basic research	0	0	0	0	0	0	0	0	0	0	0	0	10 964
7015	R&D General public services	0	0	0	0	0	0	0	0	0	0	0	0	27
7016	General public services n.e.c.	0	0	0	0	0	0	0	0	0	0	0	0	2 218
7017	Public debt transactions (mainly interest)	0	0	0	0	0	0	0	0	0	0	0	0	0
7018	Transfers of a general character between different levels of government	0	0	0	0	0	0	0	0	0	0	0	0	0

Table 3 - Economic and functional classification of the purchases of non-financial assets for the 2004/2005 fiscal year

Functional classification		Economic classification											TOTAL	
		61 Purchases of non-financial assets					TOTAL (6121 - 61224)	613 Valuables R '000	614 Non produced assets				TOTAL (6141 - 6144)	(61111 - 6144) R '000
		612 Inventories							6141 Land R '000	6142 Subsoil assets R '000	6143 Other naturally occurring assets R '000	6144 Intangible non- produced assets R '000		
		6121 Strategic stocks R '000	6122 Other inventories											
	61221 Materials and supplies R '000	61222 Work-in- progress R '000	61223 Finished goods R '000	61224 Goods for resale R '000										
<b>702</b>	<b>DEFENCE</b>	0	0	0	0	0	0	0	0	0	0	0	0	<b>762 549</b>
7021	Military defence	0	0	0	0	0	0	0	0	0	0	0	0	682 821
7022	Civil defence	0	0	0	0	0	0	0	0	0	0	0	0	0
7023	Foreign military aid	0	0	0	0	0	0	0	0	0	0	0	0	0
7024	R&D Defence	0	0	0	0	0	0	0	0	0	0	0	0	3 251
7025	Defence n.e.c.	0	0	0	0	0	0	0	0	0	0	0	0	76 477
<b>703</b>	<b>PUBLIC ORDER AND SAFETY</b>	0	0	0	0	0	0	0	0	0	0	0	0	<b>3 648 520</b>
7031	Police services	0	0	0	0	0	0	0	0	0	0	0	0	1 863 638
7032	Fire protection services	0	0	0	0	0	0	0	0	0	0	0	0	0
7033	Law courts	0	0	0	0	0	0	0	0	0	0	0	0	549 064
7034	Prisons	0	0	0	0	0	0	0	0	0	0	0	0	1 235 818
7035	R&D Public order and safety	0	0	0	0	0	0	0	0	0	0	0	0	0
7036	Public order and safety n.e.c.	0	0	0	0	0	0	0	0	0	0	0	0	0
<b>704</b>	<b>ECONOMIC AFFAIRS</b>	0	0	0	0	0	0	0	0	0	0	0	0	<b>194 577</b>
7041	General economic, commercial and labour affairs	0	0	0	0	0	0	0	0	0	0	0	0	67 874
70411	General economic and commercial affairs	0	0	0	0	0	0	0	0	0	0	0	0	29 049
70412	General labour affairs	0	0	0	0	0	0	0	0	0	0	0	0	38 825
7042	Agriculture, forestry, fishing and hunting	0	0	0	0	0	0	0	0	0	0	0	0	103 505
70421	Agriculture	0	0	0	0	0	0	0	0	0	0	0	0	96 862
70422	Forestry	0	0	0	0	0	0	0	0	0	0	0	0	6 643
70423	Fishing and hunting	0	0	0	0	0	0	0	0	0	0	0	0	0

Table 3 - Economic and functional classification of the purchases of non-financial assets for the 2004/2005 fiscal year

Economic classification		61 Purchases of non-financial assets											TOTAL		
		612 Inventories					TOTAL (6121 - 61224)	613 Valuables	614 Non produced assets				TOTAL (6141 - 6144)	(61111 - 6144)	
		6121 Strategic stocks	6122 Other inventories						6141 Land	6142 Subsoil assets	6143 Other naturally occurring assets	6144 Intangible non- produced assets			
		R '000	61221 Materials and supplies	61222 Work-in- progress	61223 Finished goods	61224 Goods for resale	R '000	R '000	R '000	R '000	R '000	R '000	R '000		
7043	Fuel and energy	0	0	0	0	0	0	0	0	0	0	0	0	0	784
70431	Coal and other solid mineral fuels	0	0	0	0	0	0	0	0	0	0	0	0	0	0
70432	Petroleum and natural gas	0	0	0	0	0	0	0	0	0	0	0	0	0	0
70433	Nuclear fuels	0	0	0	0	0	0	0	0	0	0	0	0	0	46
70434	Other fuels	0	0	0	0	0	0	0	0	0	0	0	0	0	0
70435	Electricity	0	0	0	0	0	0	0	0	0	0	0	0	0	738
70436	Non electric energy	0	0	0	0	0	0	0	0	0	0	0	0	0	0
															0
7044	Mining, manufacturing and construction	0	0	0	0	0	0	0	0	0	0	0	0	0	4 954
70441	Mining of mineral resources other than mineral fuels	0	0	0	0	0	0	0	0	0	0	0	0	0	4 298
70442	Manufacturing	0	0	0	0	0	0	0	0	0	0	0	0	0	656
70443	Construction	0	0	0	0	0	0	0	0	0	0	0	0	0	0
															0
7045	Transport	0	0	0	0	0	0	0	0	0	0	0	0	0	13 864
70451	Road transport	0	0	0	0	0	0	0	0	0	0	0	0	0	12 068
70452	Water transport	0	0	0	0	0	0	0	0	0	0	0	0	0	658
70453	Railway transport	0	0	0	0	0	0	0	0	0	0	0	0	0	0
70454	Air transport	0	0	0	0	0	0	0	0	0	0	0	0	0	1 138
70455	Pipeline and other transport	0	0	0	0	0	0	0	0	0	0	0	0	0	0
															0
7046	Communication	0	0	0	0	0	0	0	0	0	0	0	0	0	2 854
70461	R&D (Communication)	0	0	0	0	0	0	0	0	0	0	0	0	0	4
70462	Other communication	0	0	0	0	0	0	0	0	0	0	0	0	0	2 850

Table 3 - Economic and functional classification of the purchases of non-financial assets for the 2004/2005 fiscal year

Functional classification		Economic classification											TOTAL	
		61 Purchases of non-financial assets					TOTAL (6121 - 61224)	613 Valuables R '000	614 Non produced assets				TOTAL (6141 - 6144)	(61111 - 6144) R '000
		612 Inventories							6141 Land R '000	6142 Subsoil assets R '000	6143 Other naturally occurring assets R '000	6144 Intangible non- produced assets R '000		
		6121 Strategic stocks R '000	6122 Other inventories											
	61221 Materials and supplies R '000	61222 Work-in- progress R '000	61223 Finished goods R '000	61224 Goods for resale R '000										
7047	Other industries	0	0	0	0	0	0	0	0	0	0	0	0	254
70471	Distributive trades, storage and warehousing	0	0	0	0	0	0	0	0	0	0	0	0	0
70472	Hotels and restaurants	0	0	0	0	0	0	0	0	0	0	0	0	0
70473	Tourism	0	0	0	0	0	0	0	0	0	0	0	0	254
70474	Multipurpose development projects	0	0	0	0	0	0	0	0	0	0	0	0	0
														0
7048	R&D Economic affairs	0	0	0	0	0	0	0	0	0	0	0	0	488
70481	R&D General economic, commercial and labour affairs	0	0	0	0	0	0	0	0	0	0	0	0	154
70482	R&D Agriculture, forestry, fishing and hunting	0	0	0	0	0	0	0	0	0	0	0	0	122
70483	R&D Fuel and energy	0	0	0	0	0	0	0	0	0	0	0	0	0
70484	R&D Mining, manufacturing and construction	0	0	0	0	0	0	0	0	0	0	0	0	0
70485	R&D Transport	0	0	0	0	0	0	0	0	0	0	0	0	212
70486	R&D Communication	0	0	0	0	0	0	0	0	0	0	0	0	0
70487	R&D Other industries	0	0	0	0	0	0	0	0	0	0	0	0	0
7049	Economic affairs n.e.c.	0	0	0	0	0	0	0	0	0	0	0	0	0
														0
<b>705</b>	<b>ENVIRONMENTAL PROTECTION</b>	<b>0</b>	<b>0</b>	<b>0</b>	<b>0</b>	<b>0</b>	<b>0</b>	<b>0</b>	<b>0</b>	<b>0</b>	<b>0</b>	<b>0</b>	<b>0</b>	<b>212 417</b>
7051	Waste management	0	0	0	0	0	0	0	0	0	0	0	0	34
7052	Waste water management	0	0	0	0	0	0	0	0	0	0	0	0	43 127
7053	Pollution abatement	0	0	0	0	0	0	0	0	0	0	0	0	93 414
7054	Protection of biodiversity and landscape	0	0	0	0	0	0	0	0	0	0	0	0	65 075
7055	R&D Environmental protection	0	0	0	0	0	0	0	0	0	0	0	0	171
7056	Environmental protection n.e.c.	0	0	0	0	0	0	0	0	0	0	0	0	10 596

Table 3 - Economic and functional classification of the purchases of non-financial assets for the 2004/2005 fiscal year

Economic classification		61 Purchases of non-financial assets											TOTAL	
		612 Inventories					TOTAL (6121 - 61224)	613 Valuables	614 Non produced assets				TOTAL (6141 - 6144)	(61111 - 6144)
		6121 Strategic stocks	6122 Other inventories						6141 Land	6142 Subsoil assets	6143 Other naturally occurring assets	6144 Intangible non- produced assets		
			61221 Materials and supplies	61222 Work-in- progress	61223 Finished goods	61224 Goods for resale								
Functional classification		R '000	R '000	R '000	R '000	R '000	R '000	R '000	R '000	R '000	R '000	R '000	R '000	
<b>706</b>	<b>HOUSING AND COMMUNITY AMENITIES</b>	0	0	0	0	0	0	0	0	0	0	0	573 487	
7061	Housing development	0	0	0	0	0	0	0	0	0	0	0	9 230	
7062	Community development	0	0	0	0	0	0	0	0	0	0	0	1 662	
7063	Water supply	0	0	0	0	0	0	0	0	0	0	0	562 518	
7064	Street lighting	0	0	0	0	0	0	0	0	0	0	0	0	
7065	R&D Housing and community amenities	0	0	0	0	0	0	0	0	0	0	0	77	
7066	Housing and community amenities n.e.c.	0	0	0	0	0	0	0	0	0	0	0	0	
<b>707</b>	<b>HEALTH</b>	0	0	0	0	0	0	0	0	0	0	0	31 814	
7072	Outpatient services	0	0	0	0	0	0	0	0	0	0	0	0	
70724	Ambulance services	0	0	0	0	0	0	0	0	0	0	0	0	
7073	Hospital services	0	0	0	0	0	0	0	0	0	0	0	1 972	
7074	Public health services	0	0	0	0	0	0	0	0	0	0	0	5 172	
7075	R&D (Health)	0	0	0	0	0	0	0	0	0	0	0	0	
7076	Health n.e.c.	0	0	0	0	0	0	0	0	0	0	0	24 670	
7077	Other	0	0	0	0	0	0	0	0	0	0	0	0	
<b>708</b>	<b>RECREATION, CULTURE AND RELIGION</b>	0	0	0	0	0	0	0	0	0	0	0	190 614	
7081	Recreational and sporting services	0	0	0	0	0	0	0	0	0	0	0	1 923	
7082	Cultural services	0	0	0	0	0	0	0	0	0	0	0	177 213	
7083	Broadcasting and publishing services	0	0	0	0	0	0	0	0	0	0	0	311	
7084	Religious and other community services	0	0	0	0	0	0	0	0	0	0	0	10 992	
7085	R&D (Recreation, cultural and religion)	0	0	0	0	0	0	0	0	0	0	0	0	
7086	Recreation, culture and religion n.e.c.	0	0	0	0	0	0	0	0	0	0	0	175	

Table 3 - Economic and functional classification of the purchases of non-financial assets for the 2004/2005 fiscal year

Economic classification		61 Purchases of non-financial assets											TOTAL	
		612 Inventories					TOTAL (6121 - 61224)	613 Valuables	614 Non produced assets				TOTAL (6141 - 6144)	(61111 - 6144)
		6121 Strategic stocks	6122 Other inventories						6141 Land	6142 Subsoil assets	6143 Other naturally occurring assets	6144 Intangible non- produced assets		
			61221 Materials and supplies	61222 Work-in- progress	61223 Finished goods	61224 Goods for resale								
Functional classification		R '000	R '000	R '000	R '000	R '000	R '000	R '000	R '000	R '000	R '000	R '000	R '000	
<b>709</b>	<b>EDUCATION</b>	0	0	0	0	0	0	0	0	0	0	0	0	<b>38 018</b>
7091	Pre-primary and primary education	0	0	0	0	0	0	0	0	0	0	0	0	41
7092	Secondary education	0	0	0	0	0	0	0	0	0	0	0	0	0
7093	Postsecondary non tertiary education (e.g. ABET)	0	0	0	0	0	0	0	0	0	0	0	0	0
7094	Tertiary education	0	0	0	0	0	0	0	0	0	0	0	0	0
7095	Education not definable by level	0	0	0	0	0	0	0	0	0	0	0	0	0
7096	Subsidiary services to education	0	0	0	0	0	0	0	0	0	0	0	0	0
7097	R&D (Education)	0	0	0	0	0	0	0	0	0	0	0	0	0
7098	Education n.e.c.	0	0	0	0	0	0	0	0	0	0	0	0	37 977
<b>710</b>	<b>SOCIAL PROTECTION</b>	0	0	0	0	0	0	0	0	0	0	0	0	<b>9 543</b>
7101	Sickness and disability	0	0	0	0	0	0	0	0	0	0	0	0	43
71011	Sickness	0	0	0	0	0	0	0	0	0	0	0	0	0
71012	Disability	0	0	0	0	0	0	0	0	0	0	0	0	43
7102	Old age	0	0	0	0	0	0	0	0	0	0	0	0	23
7103	Survivors	0	0	0	0	0	0	0	0	0	0	0	0	0
7104	Family and children	0	0	0	0	0	0	0	0	0	0	0	0	355
7105	Unemployment	0	0	0	0	0	0	0	0	0	0	0	0	0
7106	Housing	0	0	0	0	0	0	0	0	0	0	0	0	0
7107	Social exclusion n.e.c.	0	0	0	0	0	0	0	0	0	0	0	0	87
7108	R&D (Social protection)	0	0	0	0	0	0	0	0	0	0	0	0	239
7109	Social protection n.e.c.	0	0	0	0	0	0	0	0	0	0	0	0	8 796

**Table 4 - Economic classification of the sales of non-financial assets for the 2004/2005 fiscal year**

		R '000
<b>31</b>	<b>Sales of non-financial assets</b>	<b>25 155</b>
<b>311</b>	<b>Fixed assets</b>	<b>14 447</b>
3111	Buildings and structures	0
31111	Residential buildings	0
31112	Non-residential buildings	0
31113	Other constructions	0
3112	Machinery and equipment	14 444
31121	Vehicles	1 191
31122	Computer equipment	100
31124	Office furniture	1 149
31125	Other	12 004
31126	Books	0
3113	Other fixed assets	3
31131	Cultivated assets	3
31132	Intangible fixed assets	0
<b>312</b>	<b>Inventories</b>	<b>0</b>
3121	Strategic stocks	0
3122	Other inventories	0
31221	Materials and supplies	0
31222	Work-in-progress	0
31223	Finished goods	0
31224	Goods for resale	0
<b>313</b>	<b>Valuables</b>	<b>0</b>
<b>314</b>	<b>Non-produced assets</b>	<b>10 708</b>
3141	Land	10 708
3142	Subsoil assets	0
3143	Other naturally occurring assets	0
3144	Intangible non-produced assets	0



**Table 5 - Economic classification of the net acquisition of financial assets other than cash for the 2004/2005 fiscal year**

		R '000
<b>32</b>	<b>Net acquisition of financial assets</b>	<b>97 981</b>
<b>321</b>	<b>Domestic</b>	<b>0</b>
3212	Currency and deposits	0
3213	Securities other than shares	0
3214	Loans	0
3215	Shares and other equity	0
3216	Insurance technical services	0
3217	Financial derivatives	0
3218	Other accounts receivable	0
<b>322</b>	<b>Foreign</b>	<b>97 981</b>
3222	Currency and deposits	0
3223	Securities other than shares	0
3224	Loans	97 981
3225	Shares and other equity	0
3226	Insurance technical services	0
3227	Financial derivatives	0
3228	Other accounts receivable	0

**Table 6 - Economic classification of the net incurrence of liabilities for the 2004/2005 fiscal year**

		R '000
<b>33</b>	<b>Net incurrence of liabilities</b>	<b>45 161 841</b>
<b>331</b>	<b>Domestic</b>	<b>39 328 194</b>
3312	Currency and deposits	0
3313	Securities other than shares	38 744 037
3314	Loans	-71 220
3315	Shares and other equity (public corporations only)	0
3316	Insurance technical reserves	0
3317	Financial derivatives	0
3318	Other accounts payable	655 377
<b>332</b>	<b>Foreign</b>	<b>5 833 647</b>
3322	Currency and deposits	0
3323	Securities other than shares	-871 705
3324	Loans	6 705 352
3325	Shares and other equity (public corporations only)	0
3326	Insurance technical services	0
3327	Financial derivatives	0
3328	Other accounts payable	0

**Table 7 - Economic and functional classification of cash payments from operating activities for the 2004/2005 fiscal year: Government consumption cash payments divided between individual and collective services**

Economic classification		Compensation of employees			Use of goods and services			TOTAL
		Individual services	Collective services	Total	Individual services	Collective services	Total	
Functional classification		R '000	R '000	R '000	R '000	R '000	R '000	R '000
<b>70</b>	<b>GENERAL GOVERNMENT SERVICES</b>	<b>32 426</b>	<b>41 192 935</b>	<b>41 225 361</b>	<b>89 474</b>	<b>23 258 287</b>	<b>23 347 761</b>	<b>64 573 122</b>
<b>701</b>	<b>GENERAL PUBLIC SERVICES</b>	5 232	4 644 121	4 649 353	28 897	5 853 639	5 882 536	10 531 889
7011	Executive and legislative services, financial and fiscal	0	1 840 134	1 840 134	0	1 684 438	1 684 438	3 524 572
70111	Executive and legislative services	0	472 223	472 223	0	274 131	274 131	746 354
70112	Financial and fiscal affairs	0	356 167	356 167	0	509 830	509 830	865 997
70113	External Affairs	0	1 011 744	1 011 744	0	900 477	900 477	1 912 221
7012	Foreign economic aid	0	0	0	0	0	0	0
70121	Economic aid to developing countries and countries in	0	0	0	0	0	0	0
70122	Economic aid routed through international agencies	0	0	0	0	0	0	0
7013	General services	5 232	1 544 154	1 549 386	28 897	1 627 363	1 656 260	3 205 646
70131	General personnel services	0	117 502	117 502	0	108 159	108 159	225 661
70132	Overall planning and statistical services	0	242 776	242 776	0	278 118	278 118	520 894
70133	Other general services	5 232	1 183 876	1 189 108	28 897	1 241 086	1 269 983	2 459 091
7014	Basic research	0	58 204	58 204	0	66 907	66 907	125 111
7015	R&D General public services	0	1 671	1 671	0	5 633	5 633	7 304
7016	General public services n.e.c.	0	1 199 958	1 199 958	0	0	0	1 199 958
7017	Public debt transactions (mainly interest)	0	0	0	0	2 469 298	2 469 298	2 469 298
7018	Transfers of a general character between different levels of	0	0	0	0	0	0	0

**Table 7 - Economic and functional classification of cash payments from operating activities for the 2004/2005 fiscal year: Government consumption cash payments divided between individual and collective services**

Economic classification		Compensation of employees			Use of goods and services			TOTAL
		Individual services	Collective services	Total	Individual services	Collective services	Total	
Functional classification		R '000	R '000	R '000	R '000	R '000	R '000	R '000
<b>702</b>	<b>DEFENCE</b>	0	7 726 174	7 726 174	0	4 108 322	4 108 322	11 834 496
7021	Military defence	0	7 701 308	7 701 308	0	3 599 988	3 599 988	11 301 296
7022	Civil defence	0	0	0	0	0	0	0
7023	Foreign military aid	0	0	0	0	0	0	0
7024	R&D Defence	0	24 866	24 866	0	15 135	15 135	40 001
7025	Defence n.e.c.	0	0	0	0	493 199	493 199	493 199
<b>703</b>	<b>PUBLIC ORDER AND SAFETY</b>	<b>20 922</b>	<b>25 860 408</b>	<b>25 881 330</b>	<b>6 611</b>	<b>8 837 568</b>	<b>8 844 179</b>	<b>34 725 509</b>
7031	Police services	0	17 797 369	17 797 369	0	5 444 835	5 444 835	23 242 204
7032	Fire protection services	0	0	0	0	0	0	0
7033	Law courts	20 922	2 927 066	2 947 988	6 611	1 430 452	1 437 063	4 385 051
7034	Prisons	0	5 135 973	5 135 973	0	1 962 281	1 962 281	7 098 254
7035	R&D Public order and safety	0	0	0	0	0	0	0
7036	Public order and safety n.e.c.	0	0	0	0	0	0	0
<b>704</b>	<b>ECONOMIC AFFAIRS</b>	<b>0</b>	<b>1 871 717</b>	<b>1 871 717</b>	<b>0</b>	<b>2 281 750</b>	<b>2 281 750</b>	<b>4 153 467</b>
7041	General economic, commercial and labour affairs	0	675 771	675 771	0	858 096	858 096	1 533 867
70411	General economic and commercial affairs	0	303 518	303 518	0	423 158	423 158	726 676
70412	General labour affairs	0	372 253	372 253	0	434 938	434 938	807 191
7042	Agriculture, forestry, fishing and hunting	0	802 036	802 036	0	675 010	675 010	1 477 046
70421	Agriculture	0	515 346	515 346	0	477 732	477 732	993 078
70422	Forestry	0	286 690	286 690	0	197 278	197 278	483 968
70423	Fishing and hunting	0	0	0	0	0	0	0

**Table 7 - Economic and functional classification of cash payments from operating activities for the 2004/2005 fiscal year: Government consumption cash payments divided between individual and collective services**

Economic classification		Compensation of employees			Use of goods and services			TOTAL
		Individual services	Collective services	Total	Individual services	Collective services	Total	
Functional classification		R '000	R '000	R '000	R '000	R '000	R '000	R '000
7043	Fuel and energy	0	26 429	26 429	0	66 550	66 550	92 979
70431	Coal and other solid mineral fuels	0	0	0	0	0	0	0
70432	Petroleum and natural gas	0	0	0	0	0	0	0
70433	Nuclear fuels	0	2 224	2 224	0	5 816	5 816	8 040
70434	Other fuels	0	0	0	0	0	0	0
70435	Electricity	0	24 205	24 205	0	60 734	60 734	84 939
70436	Non electric energy	0	0	0	0	0	0	0
7044	Mining, manufacturing and construction	0	211 782	211 782	0	162 401	162 401	374 183
70441	Mining of mineral resources other than mineral fuels	0	164 359	164 359	0	85 498	85 498	249 857
70442	Manufacturing	0	47 423	47 423	0	76 903	76 903	124 326
70443	Construction	0	0	0	0	0	0	0
7045	Transport	0	77 959	77 959	0	337 920	337 920	415 879
70451	Road transport	0	56 817	56 817	0	255 190	255 190	312 007
70452	Water transport	0	8 158	8 158	0	69 681	69 681	77 839
70453	Railway transport	0	0	0	0	0	0	0
70454	Air transport	0	12 984	12 984	0	13 049	13 049	26 033
70455	Pipeline and other transport	0	0	0	0	0	0	0
7046	Communication	0	57 985	57 985	0	133 217	133 217	191 202
70461	R&D (Communication)	0	177	177	0	1 686	1 686	1 863
70462	Other communication	0	57 808	57 808	0	131 531	131 531	189 339

**Table 7 - Economic and functional classification of cash payments from operating activities for the 2004/2005 fiscal year: Government consumption cash payments divided between individual and collective services**

Economic classification		Compensation of employees			Use of goods and services			TOTAL
		Individual services	Collective services	Total	Individual services	Collective services	Total	
Functional classification		R '000	R '000	R '000	R '000	R '000	R '000	R '000
7047	Other industries	0	8 675	8 675	0	22 343	22 343	31 018
70471	Distributive trades, storage and warehousing	0	25	25	0	44	44	69
70472	Hotels and restaurants	0	0	0	0	0	0	0
70473	Tourism	0	8 650	8 650	0	22 299	22 299	30 949
70474	Multipurpose development projects	0	0	0	0	0	0	0
7048	R&D Economic affairs	0	11 080	11 080	0	26 213	26 213	37 293
70481	R&D General economic, commercial and labour affairs	0	1 989	1 989	0	2 443	2 443	4 432
70482	R&D Agriculture, forestry, fishing and hunting	0	2 452	2 452	0	17 633	17 633	20 085
70483	R&D Fuel and energy	0	0	0	0	0	0	0
70484	R&D Mining, manufacturing and construction	0	0	0	0	0	0	0
70485	R&D Transport	0	4 974	4 974	0	4 156	4 156	9 130
70486	R&D Communication	0	0	0	0	0	0	0
70487	R&D Other industries	0	1 665	1 665	0	1 981	1 981	3 646
7049	Economic affairs n.e.c.	0	0	0	0	0	0	0
<b>705</b>	<b>ENVIRONMENTAL PROTECTION</b>	<b>0</b>	<b>162 598</b>	<b>162 598</b>	<b>0</b>	<b>251 260</b>	<b>251 260</b>	<b>413 858</b>
7051	Waste management	0	2 806	2 806	0	4 001	4 001	6 807
7052	Waste water management	0	6 578	6 578	0	16 592	16 592	23 170
7053	Pollution abatement	0	7 466	7 466	0	14 093	14 093	21 559
7054	Protection of biodiversity and landscape	0	84 554	84 554	0	99 942	99 942	184 496
7055	R&D Environmental protection	0	9 815	9 815	0	27 329	27 329	37 144
7056	Environmental protection n.e.c.	0	51 379	51 379	0	89 303	89 303	140 682

**Table 7 - Economic and functional classification of cash payments from operating activities for the 2004/2005 fiscal year: Government consumption cash payments divided between individual and collective services**

Economic classification		Compensation of employees			Use of goods and services			TOTAL
		Individual services	Collective services	Total	Individual services	Collective services	Total	
Functional classification		R '000	R '000	R '000	R '000	R '000	R '000	R '000
<b>706</b>	<b>HOUSING AND COMMUNITY AMENITIES</b>	<b>0</b>	<b>384 498</b>	<b>384 498</b>	<b>0</b>	<b>837 523</b>	<b>837 523</b>	<b>1 222 021</b>
7061	Housing development	0	50 031	50 031	0	89 705	89 705	139 736
7062	Community development	0	18 444	18 444	0	39 937	39 937	58 381
7063	Water supply	0	315 602	315 602	0	706 201	706 201	1 021 803
7064	Street lighting	0	0	0	0	0	0	0
7065	R&D Housing and community amenities	0	421	421	0	1 680	1 680	2 101
7066	Housing and community amenities n.e.c.	0	0	0	0	0	0	0
<b>707</b>	<b>HEALTH</b>	<b>0</b>	<b>192 222</b>	<b>192 222</b>	<b>0</b>	<b>465 901</b>	<b>465 901</b>	<b>658 123</b>
7072	Outpatient services	0	0	0	0	0	0	0
70724	Ambulance services	0	0	0	0	0	0	0
7073	Hospital services	0	14 764	14 764	0	7 841	7 841	22 605
7074	Public health services	0	42 204	42 204	0	302 949	302 949	345 153
7075	R&D (Health)	0	0	0	0	0	0	0
7076	Health n.e.c.	0	135 254	135 254	0	155 111	155 111	290 365
7077	Other	0	0	0	0	0	0	0
<b>708</b>	<b>RECREATION, CULTURE AND RELIGION</b>	<b>2 146</b>	<b>84 059</b>	<b>86 205</b>	<b>9 217</b>	<b>182 473</b>	<b>191 690</b>	<b>277 895</b>
7081	Recreational and sporting services	0	11 405	11 405	0	29 726	29 726	41 131
7082	Cultural services	0	58 159	58 159	0	90 810	90 810	148 969
7083	Broadcasting and publishing services	0	11 494	11 494	0	22 772	22 772	34 266
7084	Religious and other community services	0	0	0	0	32 032	32 032	32 032
7085	R&D (Recreation, cultural and religion)	0	0	0	0	0	0	0
7086	Recreation, culture and religion n.e.c.	2 146	3 001	5 147	9 217	7 133	16 350	21 497

**Table 7 - Economic and functional classification of cash payments from operating activities for the 2004/2005 fiscal year: Government consumption cash payments divided between individual and collective services**

Economic classification		Compensation of employees			Use of goods and services			TOTAL
		Individual services	Collective services	Total	Individual services	Collective services	Total	
Functional classification		R '000	R '000	R '000	R '000	R '000	R '000	R '000
<b>709</b>	<b>EDUCATION</b>	0	175 521	175 521	0	254 089	254 089	429 610
7091	Pre-primary and primary education	0	2 202	2 202	0	11 438	11 438	13 640
7092	Secondary education	0	0	0	0	0	0	0
7093	Postsecondary non tertiary education (e.g. ABET)	0	0	0	0	0	0	0
7094	Tertiary education	0	0	0	0	0	0	0
7095	Education not definable by level	0	0	0	0	0	0	0
7096	Subsidiary services to education	0	0	0	0	0	0	0
7097	R&D (Education)	0	0	0	0	0	0	0
7098	Education n.e.c.	0	173 319	173 319	0	242 651	242 651	415 970
<b>710</b>	<b>SOCIAL PROTECTION</b>	<b>4 126</b>	<b>91 617</b>	<b>95 743</b>	<b>44 749</b>	<b>185 762</b>	<b>230 511</b>	<b>326 254</b>
7101	Sickness and disability	0	4 008	4 008	0	5 265	5 265	9 273
71011	Sickness	0	0	0	0	0	0	0
71012	Disability	0	4 008	4 008	0	5 265	5 265	9 273
7102	Old age	0	1 019	1 019	14 336	1 679	16 015	17 034
7103	Survivors	0	0	0	0	0	0	0
7104	Family and children	0	6 786	6 786	0	8 549	8 549	15 335
7105	Unemployment	0	0	0	0	0	0	0
7106	Housing	0	0	0	0	0	0	0
7107	Social exclusion n.e.c.	0	2 257	2 257	0	3 482	3 482	5 739
7108	R&D (Social protection)	0	3 529	3 529	0	1 298	1 298	4 827
7109	Social protection n.e.c.	4 126	74 018	78 144	30 413	165 489	195 902	274 046



**Table 8 - Economic and functional classification of cash payments from operating activities for the 2004/2005 fiscal year: Subsidies paid divided between subsidies on products and subsidies on production**

Economic classification		Products	Production	TOTAL
		R '000	R '000	R '000
<b>70</b>	<b>GENERAL GOVERNMENT SERVICES</b>	<b>5 387 472</b>	<b>2 142 356</b>	<b>7 529 828</b>
<b>701</b>	<b>GENERAL PUBLIC SERVICES</b>	<b>0</b>	<b>0</b>	<b>0</b>
7011	Executive and legislative services, financial and fiscal affairs, other than foreign aid	0	0	0
70111	Executive and legislative services	0	0	0
70112	Financial and fiscal affairs	0	0	0
70113	External Affairs	0	0	0
7012	Foreign economic aid	0	0	0
70121	Economic aid to developing countries and countries in transition	0	0	0
70122	Economic aid routed through international agencies	0	0	0
7013	General services	0	0	0
70131	General personnel services	0	0	0
70132	Overall planning and statistical services	0	0	0
70133	Other general services	0	0	0
7014	Basic research	0	0	0
7015	Research and Development General public services	0	0	0
7016	General public services n.e.c.	0	0	0
7017	Public debt transactions (mainly interest)	0	0	0
7018	Transfers of a general character between different levels of government	0	0	0

**Table 8 - Economic and functional classification of cash payments from operating activities for the 2004/2005 fiscal year: Subsidies paid divided between subsidies on products and subsidies on production**

Functional classification		Economic classification	Products	Production	TOTAL
			R '000	R '000	R '000
<b>702</b>	<b>DEFENCE</b>		<b>0</b>	<b>284 098</b>	<b>284 098</b>
7021	Military defence		0	284 098	284 098
7022	Civil defence		0	0	0
7023	Foreign military aid		0	0	0
7024	R&D Defence		0	0	0
7025	Defence n.e.c.		0	0	0
<b>703</b>	<b>PUBLIC ORDER AND SAFETY</b>		<b>0</b>	<b>0</b>	<b>0</b>
7031	Police services		0	0	0
7032	Fire protection services		0	0	0
7033	Law courts		0	0	0
7034	Prisons		0	0	0
7035	R&D Public order and safety		0	0	0
7036	Public order and safety n.e.c.		0	0	0
<b>704</b>	<b>ECONOMIC AFFAIRS</b>		<b>5 237 339</b>	<b>1 861 460</b>	<b>7 098 799</b>
7041	General economic, commercial and labor affairs		96 531	247 876	344 407
70411	General economic and commercial affairs		96 531	247 376	343 907
70412	General labor affairs		0	500	500
7042	Agriculture, forestry, fishing and hunting		37 438	44 214	81 652
70421	Agriculture		0	43 177	43 177
70422	Forestry		37 438	1 037	38 475
70423	Fishing and hunting		0	0	0

**Table 8 - Economic and functional classification of cash payments from operating activities for the 2004/2005 fiscal year: Subsidies paid divided between subsidies on products and subsidies on production**

Economic classification		Products	Production	TOTAL
		R '000	R '000	R '000
7043	Fuel and energy	0	824 060	824 060
70431	Coal and other solid mineral fuels	0	0	0
70432	Petroleum and natural gas	0	0	0
70433	Nuclear fuels	0	763 205	763 205
70434	Other fuels	0	0	0
70435	Electricity	0	49 988	49 988
70436	Non electric energy	0	10 867	10 867
7044	Mining, manufacturing and construction	27 000	674 312	701 312
70441	Mining of mineral resources other than mineral fuels	0	47 630	47 630
70442	Manufacturing	27 000	626 682	653 682
70443	Construction	0	0	0
7045	Transport	4 017 890	10 000	4 027 890
70451	Road transport	2 174 340	10 000	2 184 340
70452	Water transport	0	0	0
70453	Railway transport	1 843 550	0	1 843 550
70454	Air transport	0	0	0
70455	Pipeline and other transport	0	0	0
7046	Communication	1 058 480	0	1 058 480
70461	Research & development (Communication)	0	0	0
70462	Other communication	1 058 480	0	1 058 480

**Table 8 - Economic and functional classification of cash payments from operating activities for the 2004/2005 fiscal year: Subsidies paid divided between subsidies on products and subsidies on production**

Economic classification		Products	Production	TOTAL
		R '000	R '000	R '000
7047	Other industries	0	60 998	60 998
70471	Distributive trades, storage and warehousing	0	0	0
70472	Hotels and restaurants	0	0	0
70473	Tourism	0	0	0
70474	Multipurpose development projects	0	60 998	60 998
7048	R&D Economic affairs	0	0	0
70481	R&D General economic, commercial and labor affairs	0	0	0
70482	R&D Agriculture, forestry, fishing and hunting	0	0	0
70483	R&D Fuel and energy	0	0	0
70484	R&D Mining, manufacturing and construction	0	0	0
70485	R&D Transport	0	0	0
70486	R&D Communication	0	0	0
70487	R&D Other industries	0	0	0
7049	Economic affairs n.e.c.	0	0	0
<b>705</b>	<b>ENVIRONMENTAL PROTECTION</b>	<b>0</b>	<b>0</b>	<b>0</b>
7051	Waste management	0	0	0
7052	Waste water management	0	0	0
7053	Pollution abatement	0	0	0
7054	Protection of biodiversity and landscape	0	0	0
7055	R&D Environmental protection	0	0	0
7056	Environmental protection n.e.c.	0	0	0

**Table 8 - Economic and functional classification of cash payments from operating activities for the 2004/2005 fiscal year: Subsidies paid divided between subsidies on products and subsidies on production**

Economic classification		Products	Production	TOTAL
		R '000	R '000	R '000
<b>706</b>	<b>HOUSING AND COMMUNITY AMENITIES</b>	<b>39 868</b>	<b>-3 202</b>	<b>36 666</b>
7061	Housing development	39 868	0	39 868
7062	Community development	0	0	0
7063	Water supply	0	-3 202	-3 202
7064	Street lighting	0	0	0
7065	R&D Housing and community amenities	0	0	0
7066	Housing and community amenities n.e.c.	0	0	0
<b>707</b>	<b>HEALTH</b>	<b>0</b>	<b>0</b>	<b>0</b>
7072	Outpatient services	0	0	0
70724	Ambulance services	0	0	0
7073	Hospital services	0	0	0
7074	Public health services	0	0	0
7075	Research and Development (Health)	0	0	0
7076	Health n.e.c.	0	0	0
7077	Other	0	0	0
<b>708</b>	<b>RECREATION, CULTURE AND RELIGION</b>	<b>110 265</b>	<b>0</b>	<b>110 265</b>
7081	Recreational and sporting services	0	0	0
7082	Cultural services	0	0	0
7083	Broadcasting and publishing services	110 265	0	110 265
7084	Religious and other community services	0	0	0
7085	Research and Development (Recreation, cultural and religion)	0	0	0
7086	Recreation, culture and religion n.e.c.	0	0	0

**Table 8 - Economic and functional classification of cash payments from operating activities for the 2004/2005 fiscal year: Subsidies paid divided between subsidies on products and subsidies on production**

Economic classification		Products	Production	TOTAL
		R '000	R '000	R '000
<b>709</b>	<b>EDUCATION</b>	<b>0</b>	<b>0</b>	<b>0</b>
7091	Pre-primary and primary education	0	0	0
7092	Secondary education	0	0	0
7093	Postsecondary non tertiary education (e.g. ABET)	0	0	0
7094	Tertiary education	0	0	0
7095	Education not definable by level	0	0	0
7096	Subsidiary services to education	0	0	0
7097	Research and Development (Education)	0	0	0
7098	Education n.e.c.	0	0	0
<b>710</b>	<b>SOCIAL PROTECTION</b>	<b>0</b>	<b>0</b>	<b>0</b>
7101	Sickness and disability	0	0	0
71011	Sickness	0	0	0
71012	Disability	0	0	0
7102	Old age	0	0	0
7103	Survivors	0	0	0
7104	Family and children	0	0	0
7105	Unemployment	0	0	0
7106	Housing	0	0	0
7107	Social exclusion n.e.c.	0	0	0
7108	Research and Development (Social protection)	0	0	0
7109	Social protection n.e.c.	0	0	0

## Explanatory notes

### Introduction

This statistical release includes economic and functional classifications of the expenditure from the National Revenue Fund and donor funds for the 2004/2005 fiscal year.

The National Revenue Fund refers to the votes of the national departments as well as fixed statutory appropriations and standing appropriations.

Donor funds mainly consist of donations from other countries and foreign institutions.

### Methodology

National departments keep their accounts on a cash basis, i.e. all transactions are recorded at the time when warrant vouchers are issued for payment regardless of when obligations for payments originated. The statistics thus measure transactions as they are completed between the national departments and the rest of the economy.

The information is processed from the bookkeeping systems of national departments. The total expenditure of each department corresponds with the totals published by the Auditor-General.

The transactions between the national departments have not been eliminated but are shown as transfers to national departments. These kinds of transactions consist mainly of state attorney services rendered by the Department of Justice.

Donor funding not used and surrendered back to the donor were shown as surrender of donor funds to foreign countries (transfer to foreign countries).

### Scope of the financial statistics of national departments

The cash payment transactions of the following votes (including fixed statutory appropriations and standing appropriations) have been classified economically and functionally.

The expenditure of the following votes have been included in the Tables:

- Presidency
- Parliament
- Agriculture
- Arts and Culture
- Communication
- Correctional Services
- Defence
- Education
- Environmental Affairs and Tourism
- Foreign Affairs
- Government Communication and Information System
- Health
- Home Affairs
- Housing
- Independent Complaints Directorate
- Justice and Constitutional Development

- Labour
- Land Affairs
- Minerals and Energy
- National Treasury
- Provincial and Local Government
- Public Enterprises
- Public Service and Administration
- Public Service Commission
- Public Works
- Safety and Security
- Science and Technology
- Social Development
- SA Management Development Institute
- Sport and Recreation
- Statistics South Africa
- Trade and Industry
- Transport
- Water Affairs and Forestry

**Classification**

Expenditure in this statistical release is classified economically and functionally according to the standard classification of the International Monetary Fund.

Economic classification is in general a measure of the nature and economic effect of government operations on the economy of the country.

**Cash receipts and cash payments for operating activities and purchases of non-financial assets, sale of non-financial assets, net acquisition of financial assets other than cash and net incurrence of liabilities were classified economically as follows:**

- **Cash receipts from operating activities**

- Taxes
- Social contributions
- Grants
- Other receipts

- **Cash payments for operating activities**

- Compensation of employees (excluding capitalised remuneration)
- Purchases of goods and services
- Interest
- Subsidies
- Social benefits
- Other payments



- **Purchases of non-financial assets (including capitalised remuneration)**

- Fixed assets
- Strategic stocks
- Valuables
- Non-produced assets

- **Financial assets other than cash**

- Domestic
- Foreign

- **Financial liabilities**

- Domestic
- Foreign

Functional classification measures the purpose for which transactions are undertaken. It is generally used to measure the allocation of resources of government in order to promote various services and objectives rendered to the community. The functional codes used in the tables are based on the functional codes used in the 2001 GFS manual (IMF).

**Cash payments for operating activities and purchases of non-financial assets are classified functionally as follows:**

**A. General Government**

- **General public services**

- Executive and legislative services, financial and fiscal affairs, external affairs
- Foreign economic aid
- General services
- Basic research
- General public services n.e.c.
- Public debts transactions
- Transfers of a general character between different levels of government

- **Defence**

- **Public order and safety**

- Police
- Fire protection services
- Law courts
- Prisons

- **Economic affairs**
  - General economic, commercial and labour affairs
  - Agriculture, forestry, fishing and hunting
  - Fuel and energy
  - Mining, manufacturing and construction
  - Transport
  - Communication
  - Other industries
  - Other economic affairs
- **Environmental protection**
- **Housing and community amenities**
- **Health**
- **Recreation, culture and religion**
- **Education**
- **Social protection**

**Individual and collective services**

This statistical release also includes Tables in which government consumption expenditure is broken down into individual and collective services (see Table 7, p. 114). The breakdown of subsidies into subsidies on products and subsidies on production is provided in Table 8, p. 120. These categories are recommended by the 1993 System of National Accounts (SNA) of the United Nations.

**Comparability with previous year**

For the first time the statistical release includes Tables on cash receipts from operating activities, cash flows from sales of non-financial assets, net acquisition of financial assets other than cash, and net incurrence of liabilities. Net cash in/out flow from operating activities, net cash in/out flow from investments in non-financial assets, cash surplus/deficit, net cash in/out flow from financing activities, and net change in the stock of cash can be calculated.

**Related publications**

Statistics South Africa also publishes information on the expenditure of the following levels of the general government in statistical releases:

- P9101.1 Annual actual and expected capital expenditure of the public sector;
- P9102 Financial statistics of extra-budgetary accounts and funds;
- P9103 Financial statistics of universities and technikons;
- P9114 Financial Census of Municipalities;
- P9119 Consolidated expenditure of total general government;
- P9120 Provincial government expenditure.

**Symbols and  
abbreviations**

GFS	Government Finance Statistics, 2001
IMF	International Monetary Fund
NPISH	Non-profit institutions serving households
RDP	Reconstruction and Development Programme
SA	South Africa
SARS	South African Revenue Service
SITA	State Information Technology Agency
SNA	System of National Accounts, 1993
Stats SA	Statistics South Africa

## Glossary

<b>Expenses not regarded as transactions</b>	Adjustments for statistical purposes are mainly concerned with thefts and losses, and irrecoverable debts written off.
<b>Annual percentage change</b>	The annual percentage change is the difference between the amount of a specific item for the current year and the previous year expressed as a percentage of the amount of the same item for the previous year.
<b>Collective services</b>	Collective services refer to the services provided collectively to the community and are particularly applicable on services such as general administration, public order and safety and economic services.
<b>Compensation of employees</b>	Compensation of employees is the total remuneration, in cash or in kind, payable to a government employee in return for work done during the accounting period, except for work connected with own account capital formation. It includes both wages and salaries and social contributions
<b>Economic classification</b>	Economic classification is a measure of the nature and economic effect of government operations on the economy of the country.
<b>Extra-budgetary accounts and funds</b>	Extra-budgetary accounts and funds refer to accounts and funds of national and provincial governments not included in normal budget totals and which do not operate through normal budgetary procedures e.g. trading accounts and general government accounts.
<b>Financial assets</b>	Financial assets consist of financial claims, monetary gold, and Special Drawing Rights (SDRs) allocated by the International Monetary Fund (IMF).
<b>Financial institutions</b>	Financial institutions are units primarily engaged in both incurring liabilities and acquiring financial assets in the market. Financial institutions may be entirely or mainly owned and/or controlled by government in which case they are regarded as public financial institutions. It is the prime function of financial institutions to act as intermediaries.
<b>Functional classification</b>	Functional classification of expenditure measures the purpose for which transactions are undertaken. It is generally used to measure the allocation of resources by government in order to promote various services and objectives rendered to the community.
<b>Household</b>	Household may be defined as individuals or a small group of persons who share the same living accommodation.
<b>Individual services</b>	Individual services refer to services rendered to individuals or a small group of persons. This category applies particularly to community and social services for example education, health and welfare.
<b>Liabilities</b>	Liabilities are obligations to provide economic benefits to the units holding the corresponding financial claims
<b>Machinery and equipment</b>	Machinery and equipment include motor vehicles, ships, aircraft, equipment and furniture.

<b>Non-financial public corporations</b>	Non-financial public corporations are government owned and/or controlled units, which sell industrial or commercial goods and services to the public on a large scale.
<b>Non-profit institutions serving households (NPISH)</b>	NPISH are non-profit institutions which are mainly engaged in non-market production and serves households.
<b>Non-residential buildings</b>	Non-residential buildings are buildings other than residential buildings and include hospitals, offices and office blocks, warehouses, laboratories, workshops, etc.
<b>Social contributions</b>	Social contributions include retirement benefits, contributions to medical, pension and provident funds, unemployment insurance and accident funds
<b>Residential buildings</b>	Residential buildings are buildings that are used entirely or primarily as residences and include flats, hostels and nursing homes.
<b>Standing appropriations</b>	Standing appropriations are government's expenditure obligations that do not require a vote or statutory provisions, including contractual guarantee commitments and international agreements.
<b>Statutory appropriations</b>	Statutory appropriations are amounts appropriated to be spent in terms of statutes and not requiring appropriation by vote.
<b>Subsidies</b>	Subsidies are current unrequited payments that government units pay to enterprises on the basis of the quantities or values of the goods and services, which they produce, sell or import.
<b>Subsidies on products</b>	Subsidies on products are payments made per unit of good or service.
<b>Subsidies on production</b>	Subsidies on production are payments which resident enterprises may receive as a consequence of engaging in production.
<b>Vote</b>	Vote is an appropriation voted by parliament.
<b>Wages and salaries</b>	Wages and salaries include primarily basic wages, salaries, services and other bonuses, allowances (including car allowances), overtime payments, and housing subsidies.

## General information

Stats SA publishes approximately 300 different releases each year. It is not economically viable to produce them in more than one of South Africa's eleven official languages. Since the releases are used extensively, not only locally but also by international economic and social-scientific communities, Stats SA releases are published in English only.

Stats SA has copyright on this publication. Users may apply the information as they wish, provided that they acknowledge Stats SA as the source of the basic data wherever they process, apply, utilise, publish or distribute the data; and also that they specify that the relevant application and analysis (where applicable) result from their own processing of the data.

### Advance release calendar

An advance release calendar is disseminated on [www.statssa.gov.za](http://www.statssa.gov.za)

### Stats SA products

A complete set of Stats SA publications is available at Stats SA Library and the following libraries:

National Library of South Africa, Pretoria Division  
National Library of South Africa, Cape Town Division  
Natal Society Library, Pietermaritzburg  
Library of Parliament, Cape Town  
Bloemfontein Public Library  
Johannesburg Public Library  
Eastern Cape Library Services, King William's Town  
Central Regional Library, Polokwane  
Central Reference Library, Nelspruit  
Central Reference Collection, Kimberley  
Central Reference Library, Mmabatho

Stats SA also provides a subscription service.

### Electronic services

A large range of data are available via on-line services, diskette and computer printouts. For more details about our electronic data services, contact (012) 310 8600 / 8390 / 8351 / 4892 / 8496 / 8095.

You can visit us on the Internet at: [www.statssa.gov.za](http://www.statssa.gov.za)

### Enquiries

Telephone number: (012) 310 8600 / 8095 / 8390 / 8351 / 4892 / 8496 (user information services)  
(012) 310 8406 / 8431 (technical enquiries)  
(012) 310 8161 (orders)  
(012) 310 8490 (library)

Fax number: (012) 321 6741 (technical enquiries)

email address: [Info@statssa.gov.za](mailto:Info@statssa.gov.za) (user information services)  
[NomvulaN@statssa.gov.za](mailto:NomvulaN@statssa.gov.za) (technical enquiries)  
[distribution@statssa.gov.za](mailto:distribution@statssa.gov.za) (orders)

Postal address: Private Bag X44, Pretoria, 0001

*Produced by Stats SA*