



Quarterly Employment Statistics, Q4:2021

IMPROVING LIVES THROUGH DATA ECOSYSTEMS



stats sa

Department:
Statistics South Africa
REPUBLIC OF SOUTH AFRICA



QES Background

01

QES is an enterprise-based sample survey

02

QES collects information on employing businesses registered for VAT with annual turnover greater than R300 000

03

Samples are drawn from private non-agricultural businesses e.g. factories, offices, stores as well as national, provincial and local government entities

04

Sample size of approximately 20 000 was selected

QES Coverage

INCLUDES



EXCLUDES



* Administrative data from DMR

IMPROVING LIVES THROUGH DATA ECOSYSTEMS



stats sa

Department:
Statistics South Africa
REPUBLIC OF SOUTH AFRICA

QES Variables

Estimates are published on a quarter lag (SDDS)

Number of employees

as at the **last month** of the
reference quarter



*Average monthly
earnings*

for **the middle month** of the
reference quarter

Gross earnings

for the **three months** of the
reference quarter

IMPROVING LIVES THROUGH DATA ECOSYSTEMS



stats sa

Department:
Statistics South Africa
REPUBLIC OF SOUTH AFRICA

Results for Q4:2021



IMPROVING LIVES THROUGH DATA ECOSYSTEMS



stats sa

Department:
Statistics South Africa
REPUBLIC OF SOUTH AFRICA



New sample

Statistics South Africa has pledged to provide updated and quality statistics from the Quarterly Employment Statistics survey to correctly inform users and policy makers.

Since 2015, Statistics South Africa has drawn QES samples on an annual basis except in 2020 due to hard lockdown. The latest QES 2021 sample was drawn in April 2021.

The results published today are based on 2021 sample. This is an annual procedure which typically affects the level of employment and gross earnings. To avoid breaks in time series and to minimise revisions to historical growth rates, historical employment and gross earnings levels were revised (i.e. they were linked to the estimates based on the new sample).

EMPLOYMENT RESULTS

Number of persons employed
in Q4:2021

10 015 000

Q/Q

0,6%

There was a quarterly increase of
62 000 jobs (or 0,6%) in Q4:2021
compared with Q3:2021.

Y/Y

1,6%

Jobs **increased** by 154 000 (or 1,6%) in
the reference quarter compared with the
same quarter of 2020 (Q4:2020).

IMPROVING LIVES THROUGH DATA ECOSYSTEMS



stats sa


Department:
Statistics South Africa
REPUBLIC OF SOUTH AFRICA

EMPLOYMENT RESULTS

Number of persons employed Full-time: 8 845 000

Number of persons employed Part-time: 1 170 000

■ Quarter-on-quarter ■ Year-on-year



Full-time jobs **decreased** quarter-on-quarter by 44 000 and year-on-year full-time jobs **decreased** by 12 000 .

Part-time jobs **increased** quarter-on-quarter by 106 000 and year-on-year part-time jobs **increased** by 166 000.

There was a quarterly net increase of **62 000** jobs in Q4:2021. Most of the job gains were reported in part-time employment with a net increase of **106 000** whilst full-time jobs decreased by **44 000**.

Quarter-on-quarter employment change

Quarter-on-quarter Industry	Number of employees		
	Full-time	Part-time	All employees
Trade	19 000	29 000	48 000
Community services	-9 000	54 000	45 000
Manufacturing	-7 000	8 000	1 000
Mining*	-1 000		-1 000
Electricity	-1 000	0	-1 000
Transport	-3 000	-2 000	-5 000
Business services	-19 000	14 000	-5 000
Construction	-23 000	3 000	-20 000
Total	-44 000	106 000	62 000

**Data for mining industry is not available separately for part-time*

Year-on-year QES reported a net gain of **154 000** jobs in Q4:2021 compared with Q4:2020. Part-time increased by **166 000** jobs, whilst full-time jobs declined by **12 000**.

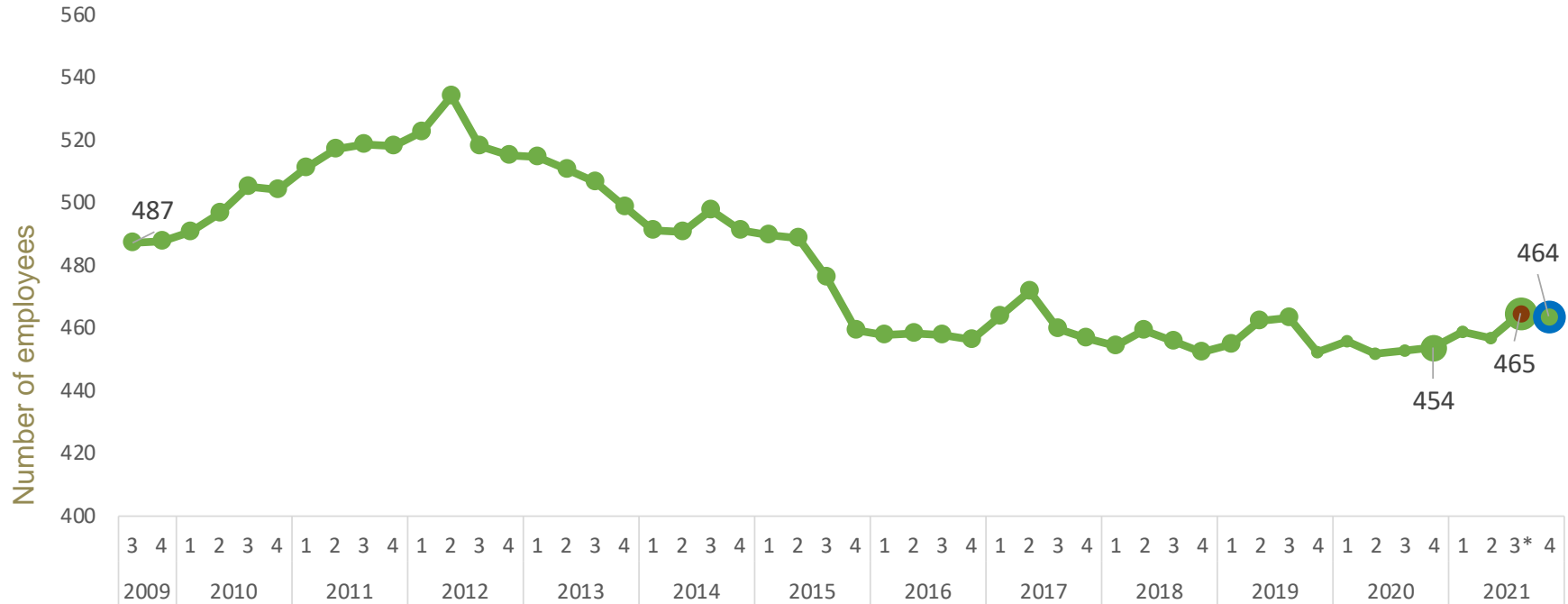
Year-on-year employment change

Year-on-year Industry	Number of employees		
	Full-time	Part-time	All employees
Community services	-29 000	121 000	92 000
Manufacturing	51 000	11 000	62 000
Business services	6 000	16 000	22 000
Mining*	10 000		10 000
Electricity	-1 000	0	-1 000
Trade	-23 000	15 000	-8 000
Transport	-7 000	-2 000	-9 000
Construction	-19 000	5 000	-14 000
Total	-12 000	166 000	154 000

**Data for mining industry is not available separately for part-time*

The mining industry reported net **decrease** of **1 000** jobs in the fourth quarter of 2021.

Year-on-year the industry increased by **10 000** when comparing Q4:2020 with Q4:2021.



* Revised estimates

IMPROVING LIVES THROUGH DATA ECOSYSTEMS



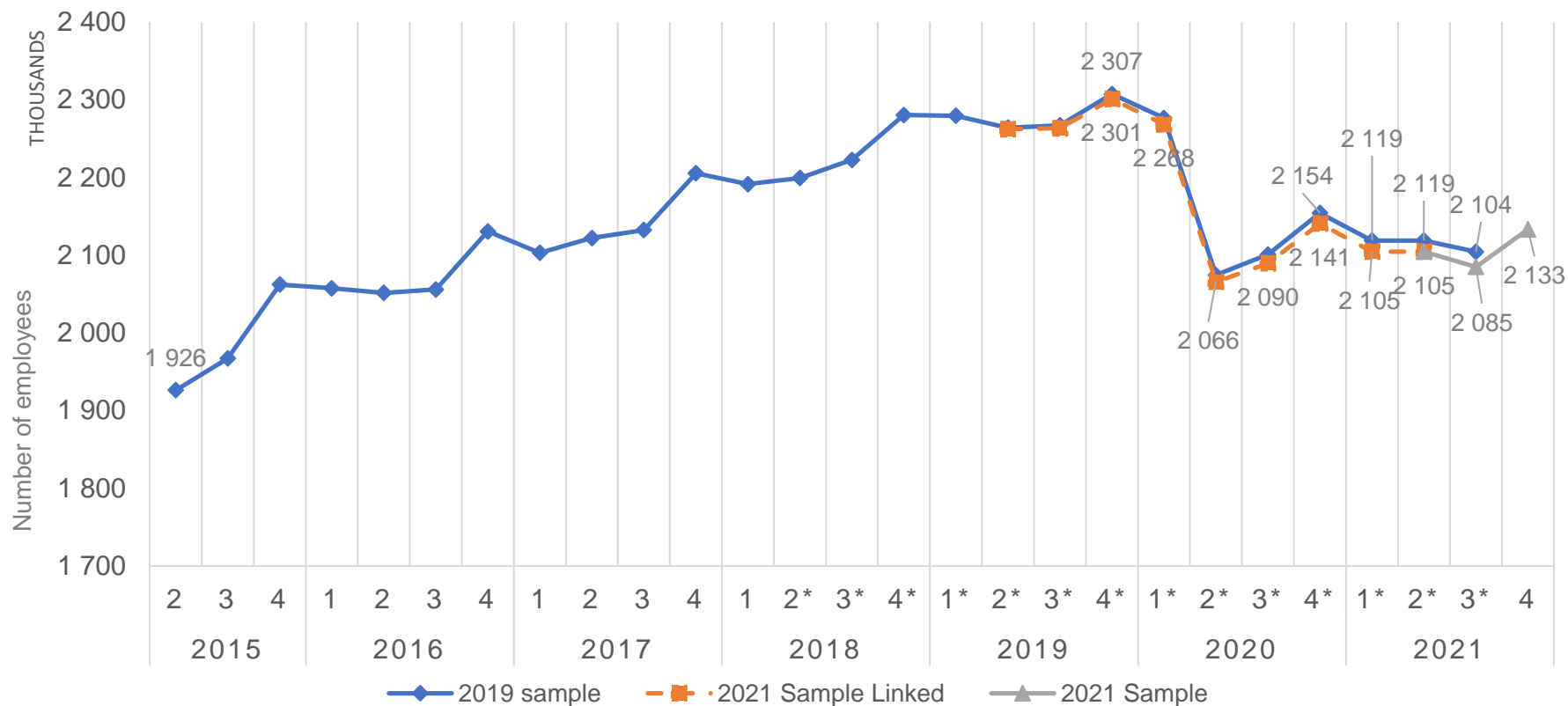
stats sa

Department:
Statistics South Africa
REPUBLIC OF SOUTH AFRICA



The trade industry reported net gain of **48 000** jobs in the fourth quarter of 2021 compared to Q3:2021.

Year-on-year the industry declined by **8 000** jobs compared with same quarter of 2020.



* Revised estimates

IMPROVING LIVES THROUGH DATA ECOSYSTEMS

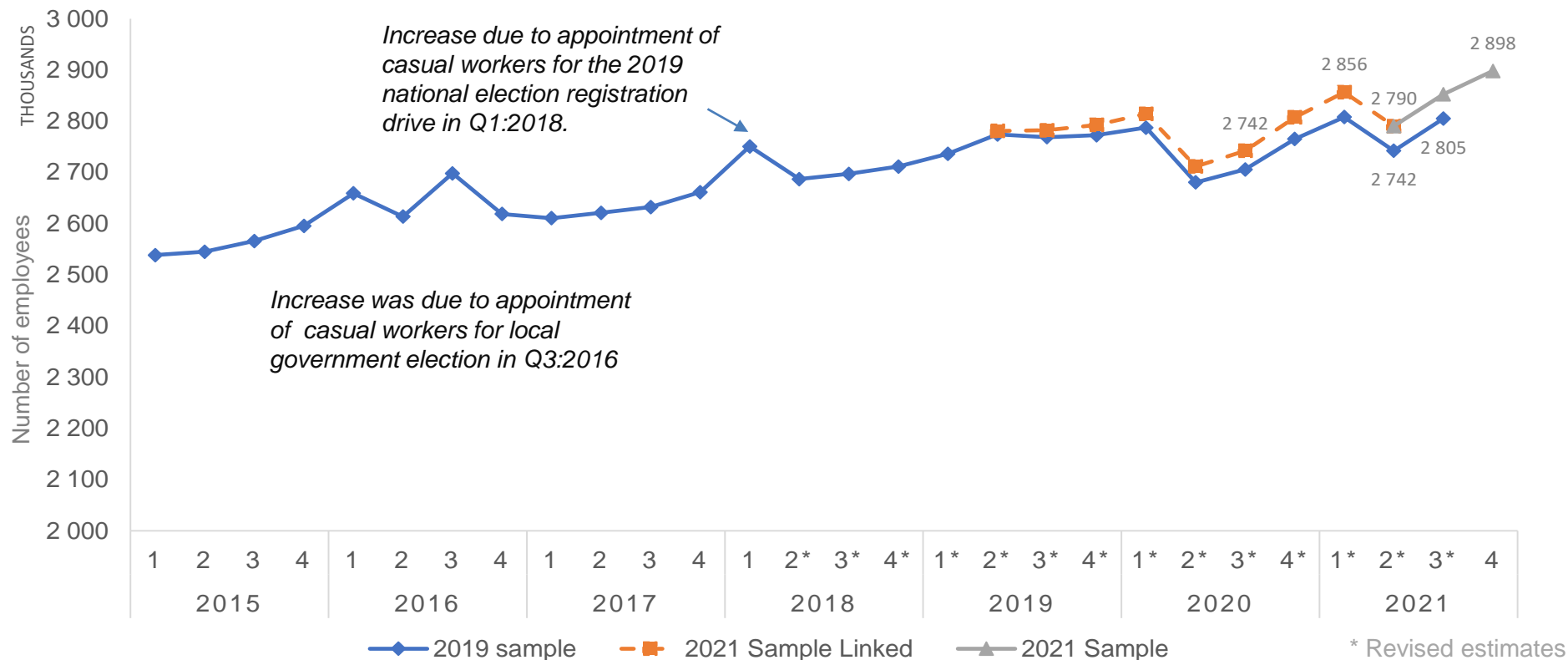


stats sa

Department:
Statistics South Africa
REPUBLIC OF SOUTH AFRICA

The community services industry reported a net gain of **45 000** jobs in the fourth quarter compared to Q3:2021.

Year-on-year the industry **increased** by **92 000** jobs compared with same quarter of the previous year (i.e. Q4:2020).



IMPROVING LIVES THROUGH DATA ECOSYSTEMS



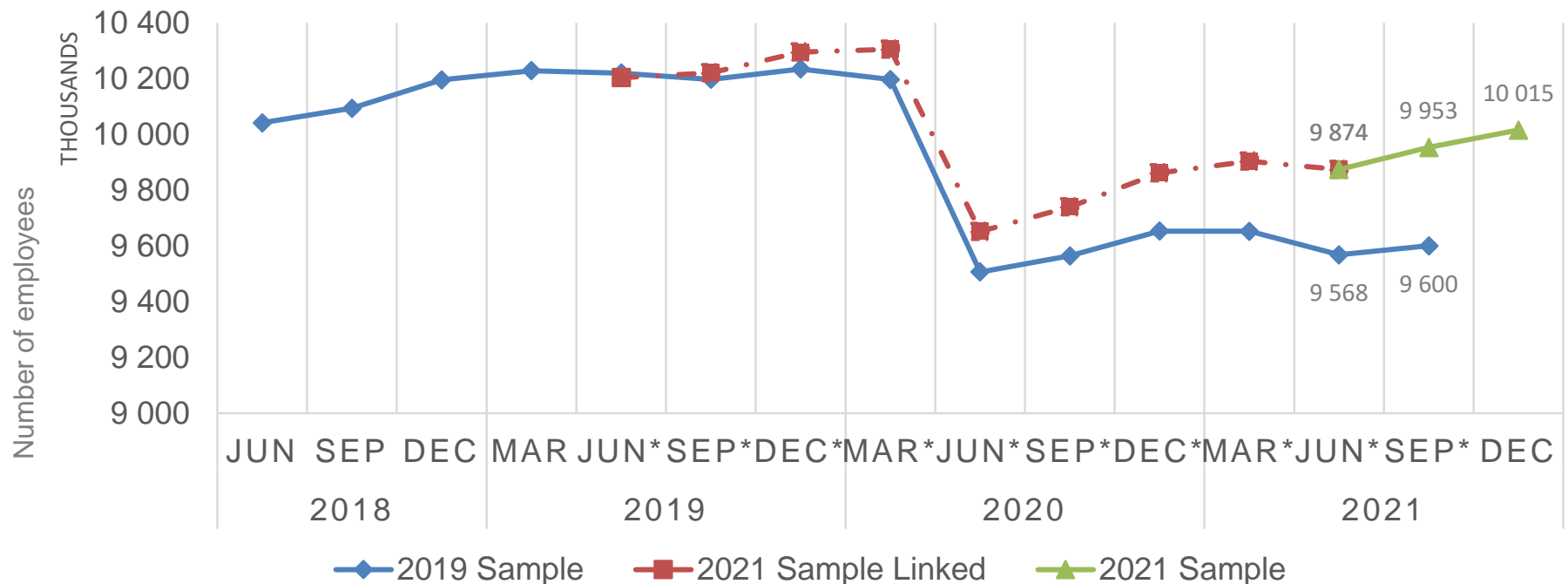
stats sa

Department:
Statistics South Africa
REPUBLIC OF SOUTH AFRICA

The total number of persons employed increased by **62 000** from **9 953 000** in Q3:2021 to **10 015 000** in Q4:2021.

Year-on-year total employment increased by **154 000** compared with same quarter of the previous year (i.e. Q4:2020).

EMPLOYMENT



* Revised estimates


IMPROVING LIVES THROUGH DATA ECOSYSTEMS



stats sa

Department:
Statistics South Africa
REPUBLIC OF SOUTH AFRICA

Gross Earnings increased by **R44,3** billion to **R827,3** billion in Q4:2021



IMPROVING LIVES THROUGH DATA ECOSYSTEMS



stats sa

Department:
Statistics South Africa
REPUBLIC OF SOUTH AFRICA

Gross earnings increased by **R44,3** billion (or **5,7%**) in the fourth quarter of 2021 compared to Q3:2021. Increases in gross earnings were due to increases in bonus payments by **R36,9** billion, basic salary/wages by **R6,2** billion and overtime payments by **R1,3** billion.

Quarter-on-quarter changes in gross earnings

Quarter-on-quarter Industry	Gross earnings (R' 000)			
	Basic Salary/Wages	Bonus Payments	Overtime Payments	Total Gross Earnings
Trade	3 483 000	7 632 000	341 000	11 456 000
Community services	34 000	8 676 000	539 000	9 249 000
Manufacturing	604 000	7 972 000	517 000	9 093 000
Business services	3 425 000	5 031 000	-219 000	8 237 000
Transport	1 051 000	3 181 000	98 000	4 330 000
Construction	-1 712 000	3 003 000	123 000	1 414 000
Electricity	162 000	1 363 000	-130 000	1 395 000
Mining*	-862 000			-862 000
Total	6 185 000	36 858 000	1 269 000	44 312 000

**Data for mining industry is not available separately for bonuses & overtime payments*

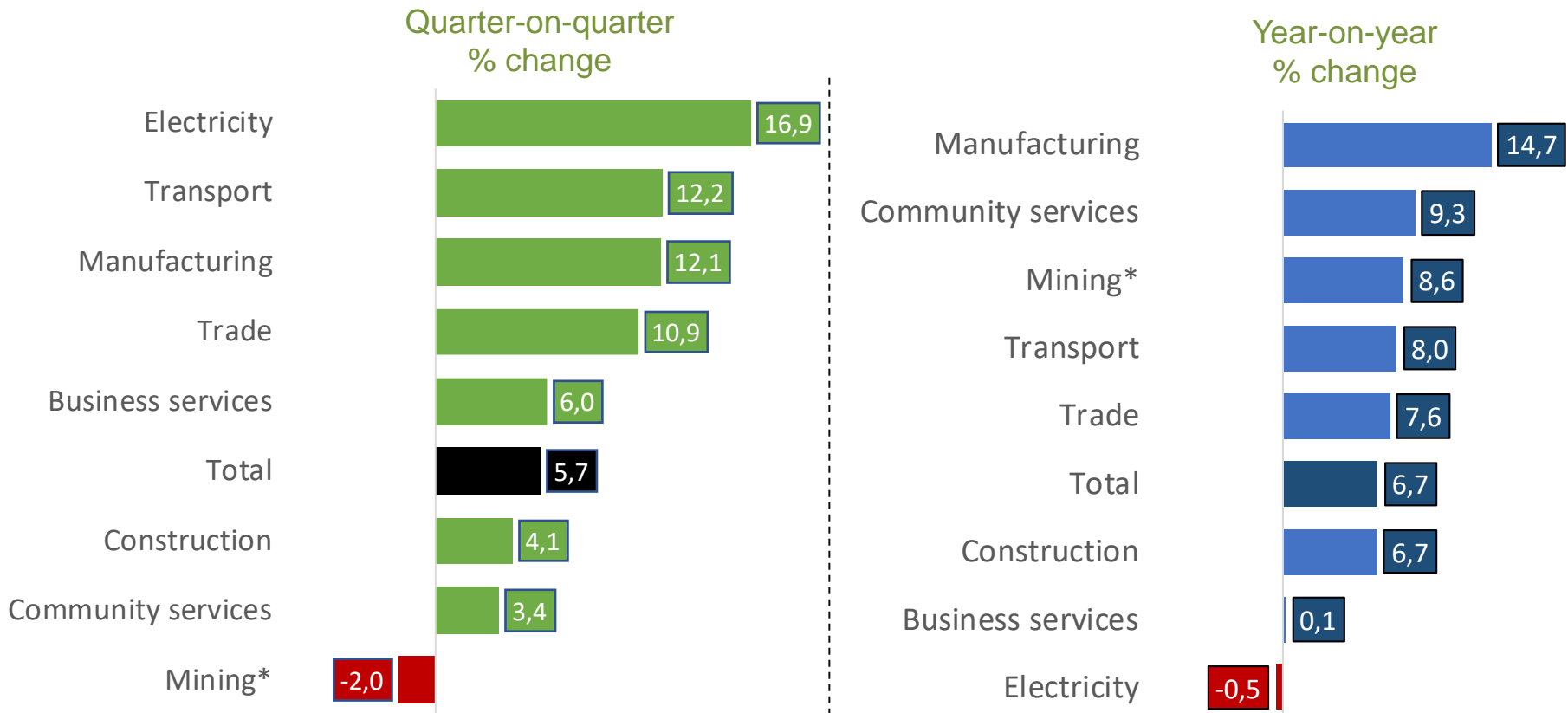
Year-on-year gross earnings increased by **R51,7** billion (or **6,7%**). Increases were due to basic salary payments made by **R46,4** billion, overtime payments by **R2,5** billion and bonus payments by **R2,8** billion.

Year-on-year changes in Gross Earnings

Year-on-year Industry	Gross earnings (R' 000)			
	Basic Salary/Wages	Bonus Payments	Overtime Payments	Total Gross Earnings
Community services	19 857 000	2 580 000	1 446 000	23 883 000
Manufacturing	6 818 000	3 309 000	709 000	10 836 000
Trade	6 058 000	1 851 000	312 000	8 221 000
Mining*	3 366 000			3 366 000
Transport	2 299 000	505 000	162 000	2 966 000
Construction	922 000	1 122 000	180 000	2 224 000
Business services	7 010 000	-6 731 000	6 000	285 000
Electricity	44 000	170 000	-266 000	-52 000
Total	46 374 000	2 806 000	2 549 000	51 729 000

**Data for mining industry is not available separately for bonuses & overtime payments*

There was a quarterly increase of **5,7%** in gross earnings in the fourth quarter of 2021 compared to Q3:2021. Year-on-year earnings increased by **6,7%** in the fourth quarter of 2021 compared with same quarter of the previous year.

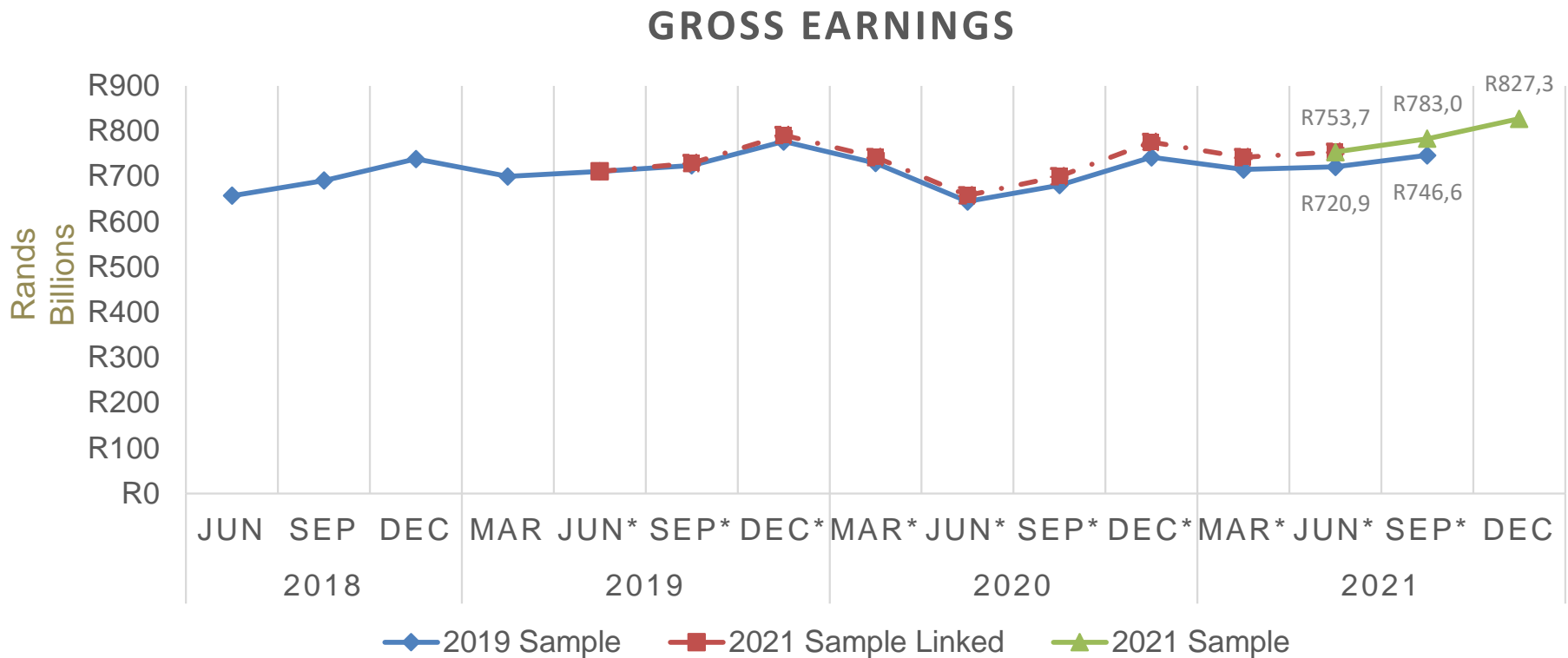


* Administrative data from DMR

IMPROVING LIVES THROUGH DATA ECOSYSTEMS

The total gross earnings paid to employees increased by **R44,3** billion from **R783,0** billion in Q3:2021 to **R827,3** billion in Q4:2021.

Year-on-year gross earnings increased by **R51,7** billion compared with the same quarter of the previous year (i.e. 2020:Q4)



* Revised estimates

IMPROVING LIVES THROUGH DATA ECOSYSTEMS



stats sa

Department:
Statistics South Africa
REPUBLIC OF SOUTH AFRICA





Average Monthly Earnings (AME) November 2021

IMPROVING LIVES THROUGH DATA ECOSYSTEMS



stats sa

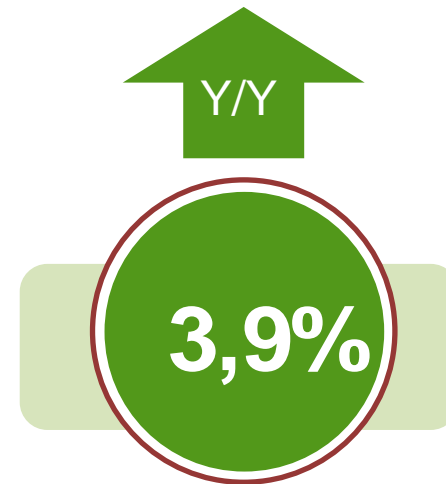

Department:
Statistics South Africa
REPUBLIC OF SOUTH AFRICA



AME including bonuses and overtime payments **increased** by **0,3%** from **R23 908** in August 2021 to **R23 982** in November 2021.
Year-on-year AME increased by **3,9%**.

Average monthly earnings (AME)

R23 982



IMPROVING LIVES THROUGH DATA ECOSYSTEMS

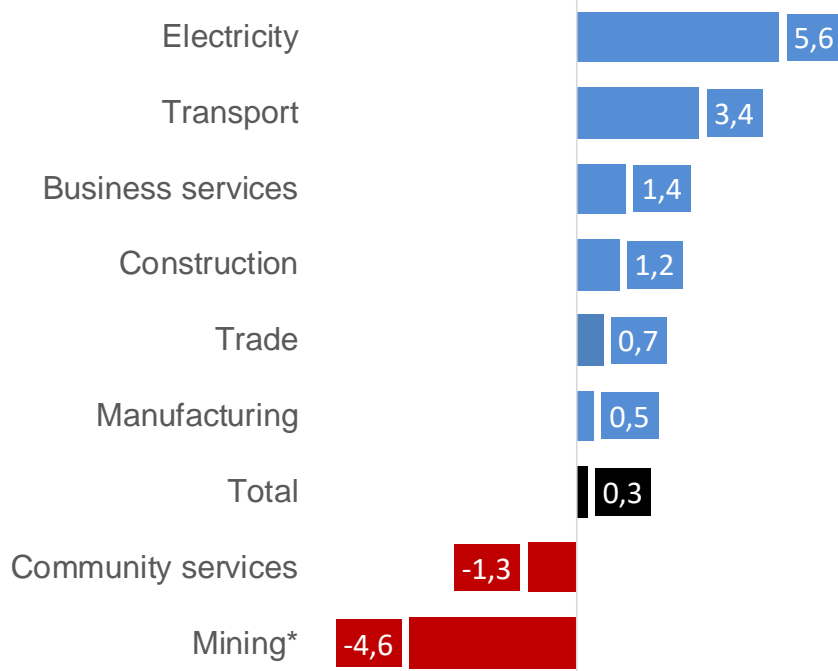


stats sa

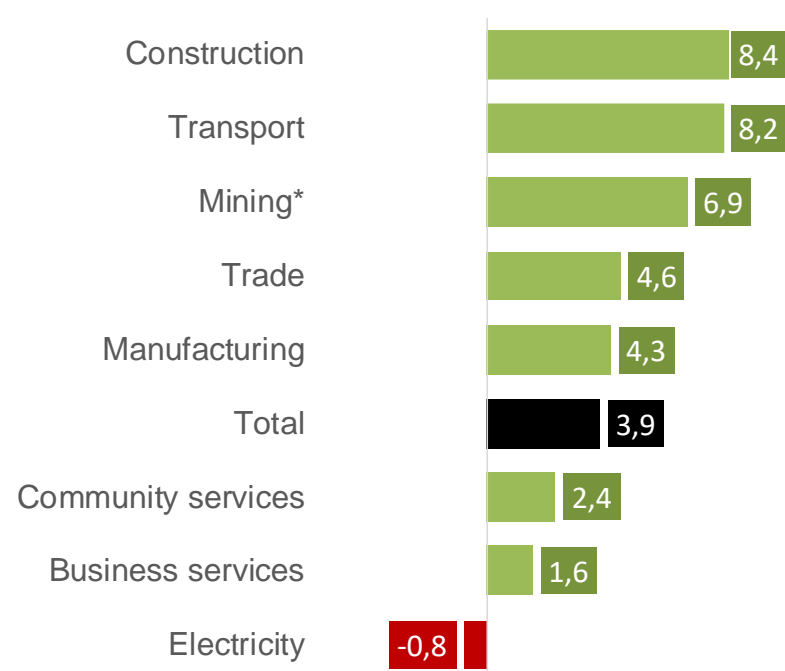
Department:
Statistics South Africa
REPUBLIC OF SOUTH AFRICA

Six out of eight industries reported **increases** in average monthly earnings in the fourth quarter compared with Q3:2021. Six industries increased above industry average of **0,3%** quarter-on-quarter. Year-on-year the construction industry reported an **increase** of **8,4%** in AME while the electricity industry declined by **0,8%**.

Quarter-on-quarter (%)



Year-on-year (%)



* Administrative data from DMR

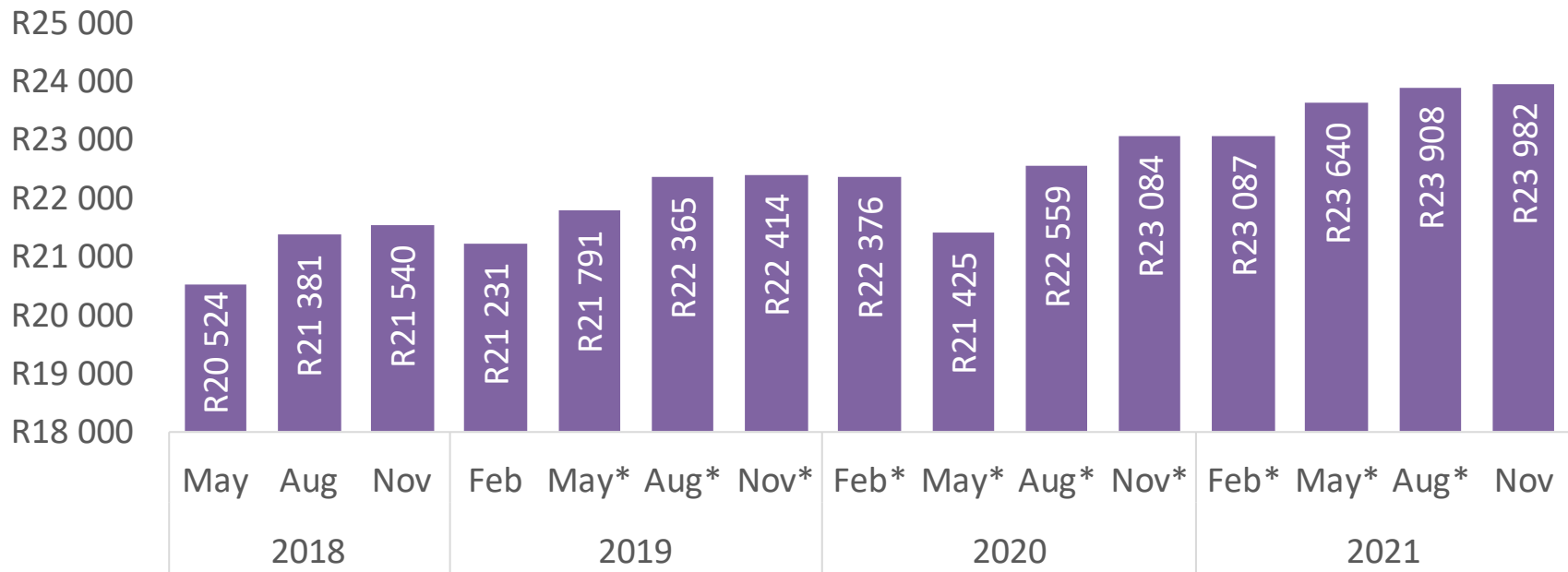
IMPROVING LIVES THROUGH DATA ECOSYSTEMS



stats sa

Department:
Statistics South Africa
REPUBLIC OF SOUTH AFRICA

Average monthly earnings were measured at **R23 982** in the formal non-agricultural sector of the economy in November 2021.



* Revised estimates

IMPROVING LIVES THROUGH DATA ECOSYSTEMS



stats sa

Department:
Statistics South Africa
REPUBLIC OF SOUTH AFRICA

Recap

QES
Q4:2021



Number of employees
increased by **62 000** Q/Q
& **increased** by **154 000**
Y/Y



Gross earnings **increased** by
R44,3 billion Q/Q & **increased**
by **R51,7** billion Y/Y



Full-time jobs **decreased** by
44 000 Q/Q & **decreased**
by **12 000** Y/Y



Basic salaries/wages
increased by **R6,2** billion
Q/Q & **increased** by **R46,4**
billion Y/Y



Part-time jobs **increased** by
106 000 Q/Q and Y/Y
gained by **166 000**



Bonus payments **increased** by
R36,9 billion Q/Q &
increased by **R2,8** billion Y/Y



Average monthly earnings
increased by **0,3%**
Q/Q & **increased** by **3,9%**
Y/Y



Overtime payments **increased**
by **R1,3** billion Q/Q &
increased by **R2,5** billion Y/Y

IMPROVING LIVES THROUGH DATA ECOSYSTEMS



stats sa

Department:
Statistics South Africa
REPUBLIC OF SOUTH AFRICA

Ndzi Hela Kwala



IMPROVING LIVES THROUGH DATA ECOSYSTEMS



stats sa

Department:
Statistics South Africa
REPUBLIC OF SOUTH AFRICA

