



Quarterly Employment Statistics, Q1:2022

IMPROVING LIVES THROUGH DATA ECOSYSTEMS



stats sa

Department:
Statistics South Africa
REPUBLIC OF SOUTH AFRICA



QES Background

01

QES is an enterprise-based sample survey

02

QES collects information on employing businesses registered for VAT with annual turnover greater than R300 000

03

Samples are drawn from private non-agricultural businesses e.g. factories, offices, stores as well as national, provincial and local government entities

04

Sample size of approximately 20 000 was selected

QES Coverage

INCLUDES



EXCLUDES



Agriculture, hunting, forestry and fishing



The informal business sector



Domestic services

* Administrative data from DMR

IMPROVING LIVES THROUGH DATA ECOSYSTEMS



stats sa

Department:
Statistics South Africa
REPUBLIC OF SOUTH AFRICA

QES Variables

Estimates are published on a quarter lag (SDDS)

Number of employees

as at the **last month** of the
reference quarter



*Average monthly
earnings*

for **the middle month** of the
reference quarter

Gross earnings

for the **three months** of the
reference quarter

IMPROVING LIVES THROUGH DATA ECOSYSTEMS



stats sa

Department:
Statistics South Africa
REPUBLIC OF SOUTH AFRICA

Results for Q1:2022



IMPROVING LIVES THROUGH DATA ECOSYSTEMS



stats sa

Department:
Statistics South Africa
REPUBLIC OF SOUTH AFRICA



EMPLOYMENT RESULTS

Number of persons employed
in Q1:2022

10 104 000



0,4%

There was a quarterly increase of **42 000** jobs (or 0,4%) in Q1:2022 compared with Q4:2021.



2,0%

Jobs **increased** by **200 000** (or 2,0%) in the reference quarter compared with the same quarter of 2021 (Q1:2021).

IMPROVING LIVES THROUGH DATA ECOSYSTEMS



stats sa


Department:
Statistics South Africa
REPUBLIC OF SOUTH AFRICA

EMPLOYMENT RESULTS

Number of persons employed Full-time: 8 881 000

Number of persons employed Part-time: 1 223 000

■ Quarter-on-quarter ■ Year-on-year



Full-time jobs increased quarter-on-quarter by 1 000 and year-on-year full-time jobs increased by 8 000.

Part-time jobs increased quarter-on-quarter by 41 000 and year-on-year part-time jobs increased by 192 000.

There was a quarterly net increase of **42 000** jobs in Q1:2022. Most of the job gains were reported in part-time employment with a net increase of **41 000** and full-time jobs increased by **1 000**.

Quarter-on-quarter employment change

Quarter-on-quarter Industry	Full-time	Part-time	All employees
Community services	-1 000	70 000	69 000
Manufacturing	-4 000	12 000	8 000
Mining*	2 000		2 000
Electricity	0	0	0
Transport	-3 000	1 000	-2 000
Business services	14 000	-22 000	-8 000
Construction	-1 000	-8 000	-9 000
Trade	-6 000	-12 000	-18 000
Total	1 000	41 000	42 000

**Data for mining industry is not available separately for part-time*

Year-on-year QES reported a net gain of **200 000** jobs in Q1:2022 compared with Q1:2021. Part-time increased by **192 000** jobs and full-time jobs also increased by **8 000**.

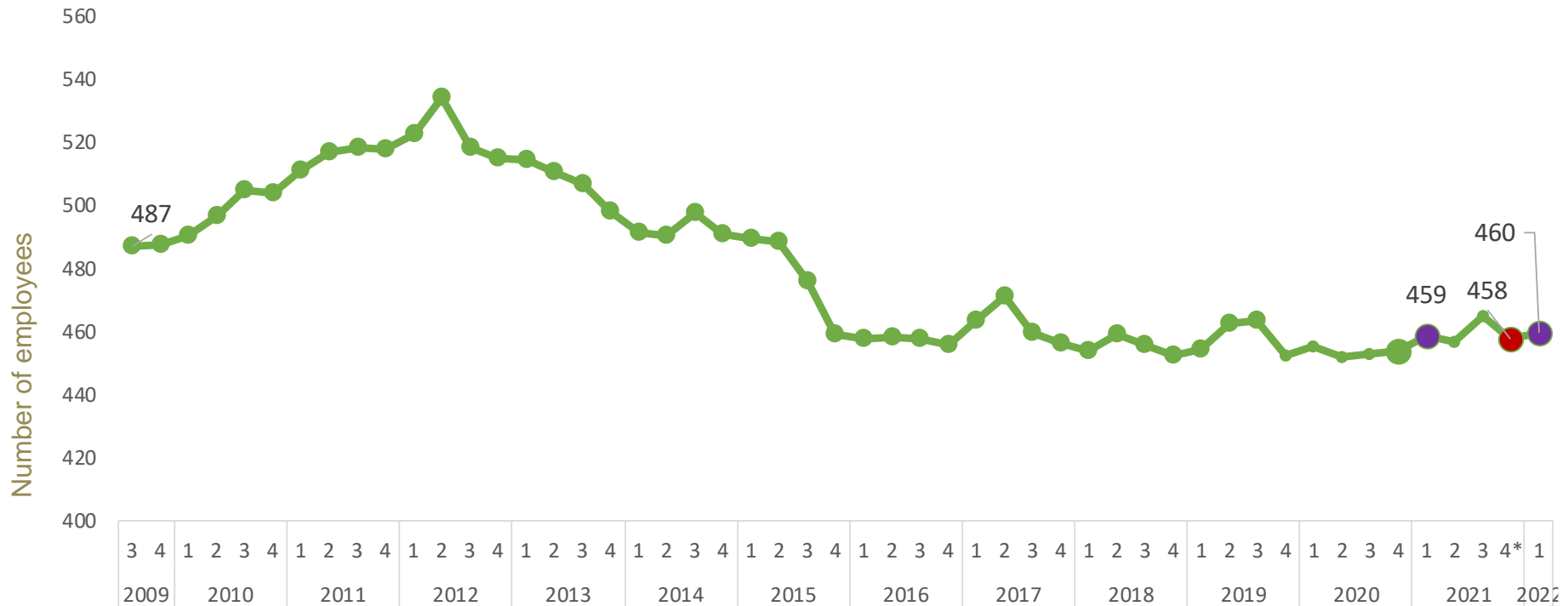
Year-on-year employment change

Year-on-year Industry	Full-time	Part-time	All employees
Community services	-6 000	129 000	123 000
Manufacturing	51 000	27 000	78 000
Trade	0	22 000	22 000
Business services	-3 000	14 000	11 000
Mining*	1 000		1 000
Electricity	0	0	0
Transport	-8 000	0	-8 000
Construction	-27 000	0	-27 000
Total	8 000	192 000	200 000

**Data for mining industry is not available separately for part-time*

The mining industry reported net **increase** of **2 000** jobs in the first quarter of 2022.

Year-on-year the industry increased by **1 000** when comparing Q1:2022 with Q1:2021.



* Revised estimates

IMPROVING LIVES THROUGH DATA ECOSYSTEMS



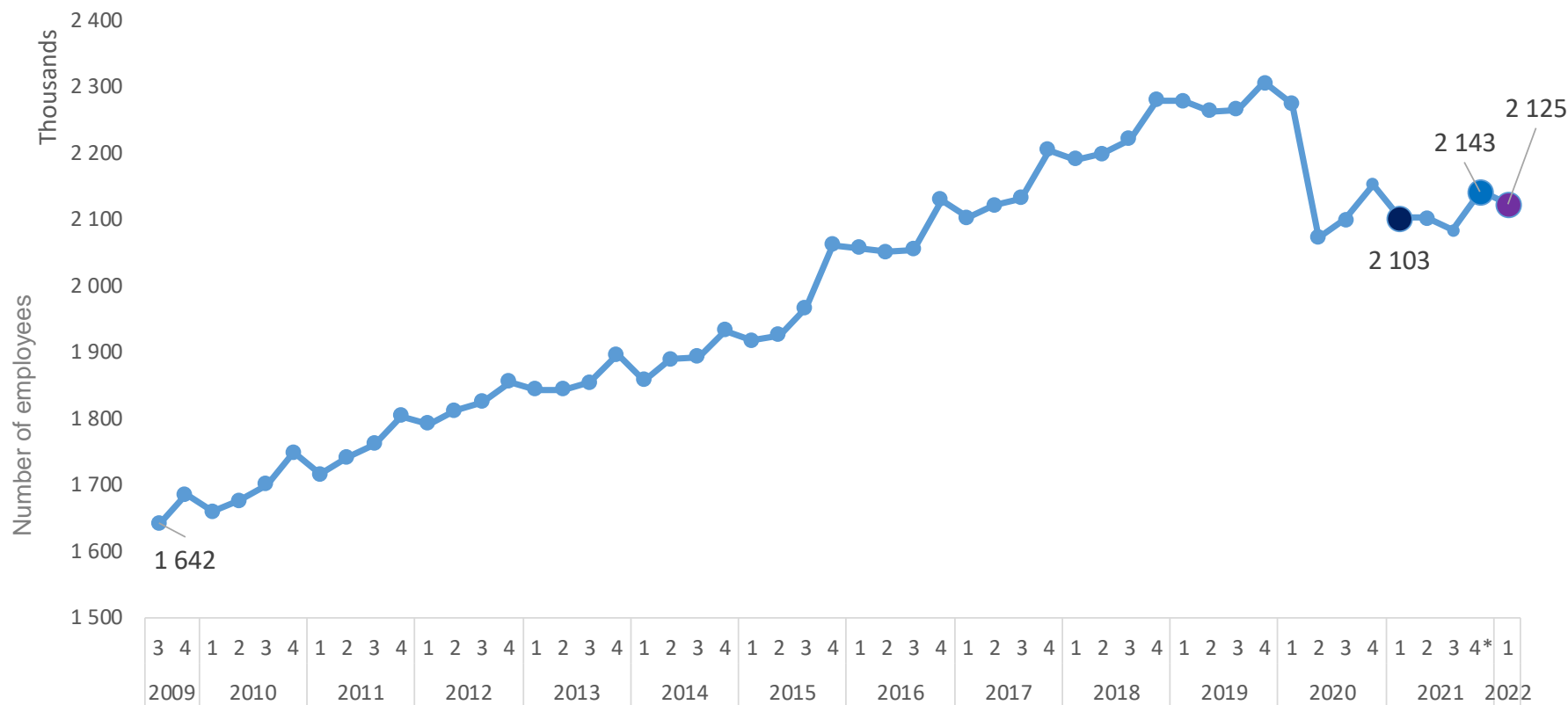
stats sa

Department:
Statistics South Africa
REPUBLIC OF SOUTH AFRICA



The trade industry reported net loss of **18 000** jobs in the first quarter of 2022 compared to Q4:2021.

Year-on-year the industry added **22 000** jobs compared with same quarter of 2021.



* Revised estimates

IMPROVING LIVES THROUGH DATA ECOSYSTEMS



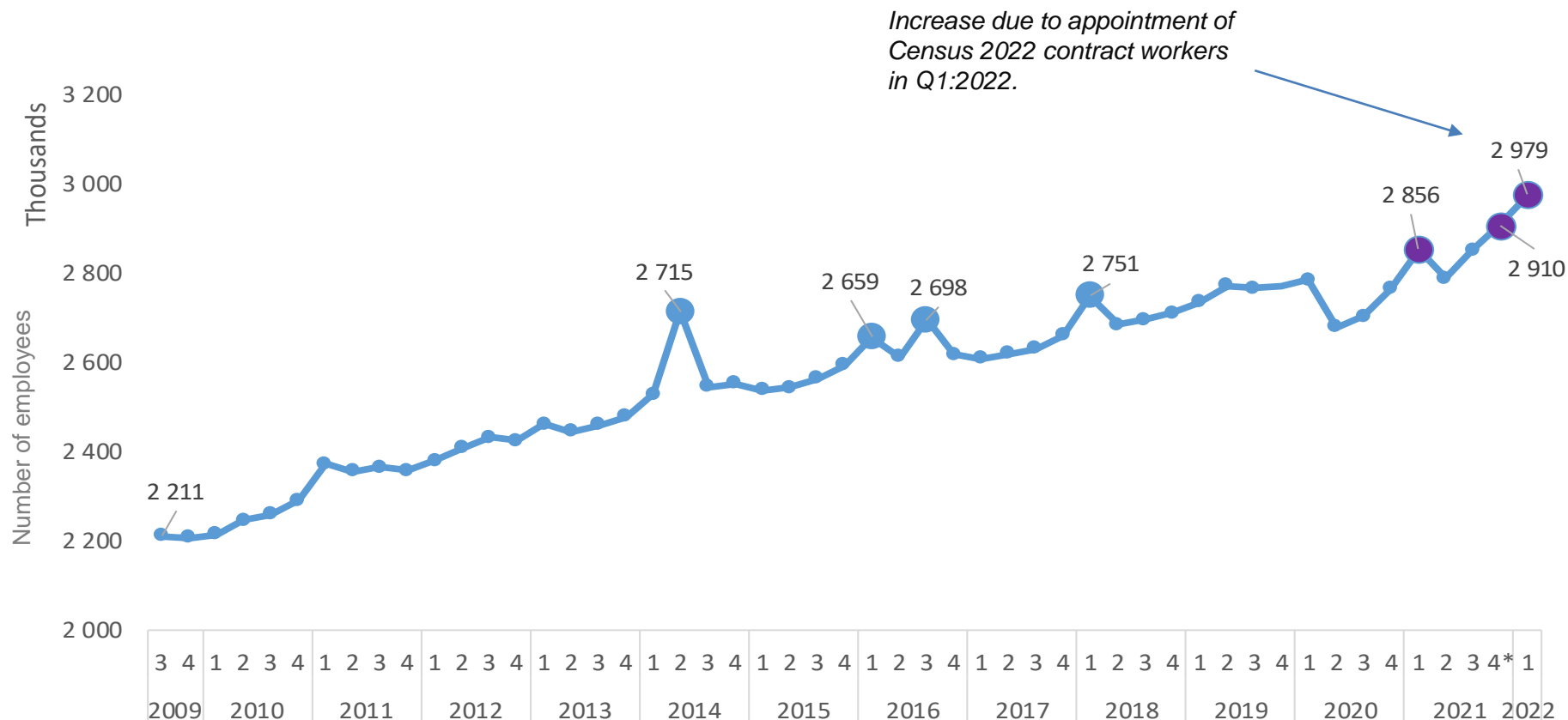
stats sa

Department:
Statistics South Africa
REPUBLIC OF SOUTH AFRICA



The community services industry reported a net gain of **69 000** jobs in the first quarter of 2022 compared to Q4:2021.

Year-on-year the industry **increased** by **123 000** jobs compared with same quarter of the previous year (i.e. Q1:2021).



* Revised estimates

IMPROVING LIVES THROUGH DATA ECOSYSTEMS




stats sa

Department:
Statistics South Africa
REPUBLIC OF SOUTH AFRICA

Year-on-year total employment increased by 200 000 compared with same quarter of the previous year (i.e. Q1:2021).



Total gross earnings decreased by **R28,2** billion to **R799,1** billion in Q1:2022



IMPROVING LIVES THROUGH DATA ECOSYSTEMS



stats sa

Department:
Statistics South Africa
REPUBLIC OF SOUTH AFRICA

Gross earnings decreased by **R28,2 billion** (or **-3,4%**) in the first quarter of 2022 compared to Q4:2021. Decreases in gross earnings were due to decreases in bonus payments by **R21,7 billion**, basic salary/wages by **R4,5 billion** and overtime payments by **R2,0 billion**.

Quarter-on-quarter changes in gross earnings

Quarter-on-quarter Industry	Gross earnings (R' 000)			
	Basic Salary/Wages	Bonus Payments	Overtime Payments	Total Gross Earnings
Community services	-6 496 000	-8 301 000	-929 000	-15 726 000
Manufacturing	830 000	-5 830 000	-549 000	-5 549 000
Transport	-926 000	-2 839 000	-135 000	-3 900 000
Trade	1 693 000	-5 636 000	101 000	-3 842 000
Construction	-616 000	-2 220 000	-183 000	-3 019 000
Electricity	-123 000	-1 211 000	-15 000	-1 349 000
Mining*	106 000			106 000
Business services	1 003 000	4 356 000	-279 000	5 080 000
Total	-4 529 000	-21 681 000	-1 989 000	-28 199 000

**Data for mining industry is not available separately for bonuses & overtime payments*

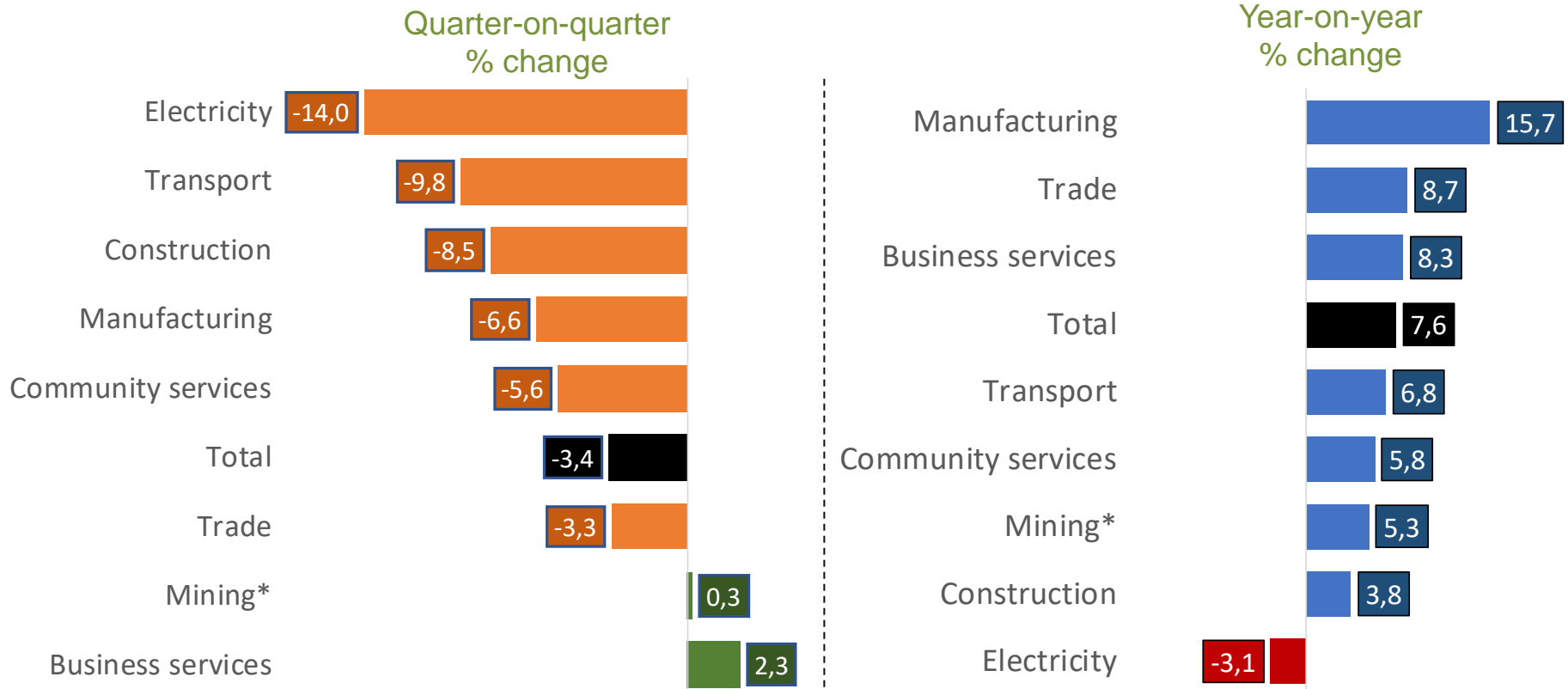
Year-on-year gross earnings increased by **R56,6** billion (or **7,6%**). Increases were due to basic salary payments made by **R43,1** billion, bonus payments by **R12,7** billion and overtime payments by **R0,8** billion.

Year-on-year changes in Gross Earnings

Year-on-year	Gross earnings (R' 000)			
Industry	Basic Salary/Wages	Bonus Payments	Overtime Payments	Total Gross Earnings
Business services	8 586 000	8 419 000	35 000	17 040 000
Community services	13 983 000	364 000	237 000	14 584 000
Manufacturing	9 054 000	1 402 000	261 000	10 717 000
Trade	6 907 000	1 638 000	441 000	8 986 000
Transport	1 641 000	461 000	178 000	2 280 000
Mining*	2 119 000			2 119 000
Construction	747 000	437 000	0	1 184 000
Electricity	32 000	28 000	-321 000	-261 000
Total	43 069 000	12 749 000	831 000	56 649 000

**Data for mining industry is not available separately for bonuses & overtime payments*

There was a quarterly decrease of **3,4%** in gross earnings in the first quarter of 2022 compared to Q4:2021. Year-on-year earnings increased by **7,6%** in the first quarter of 2022 compared with same quarter of the previous year.



* Administrative data from DMR

IMPROVING LIVES THROUGH DATA ECOSYSTEMS

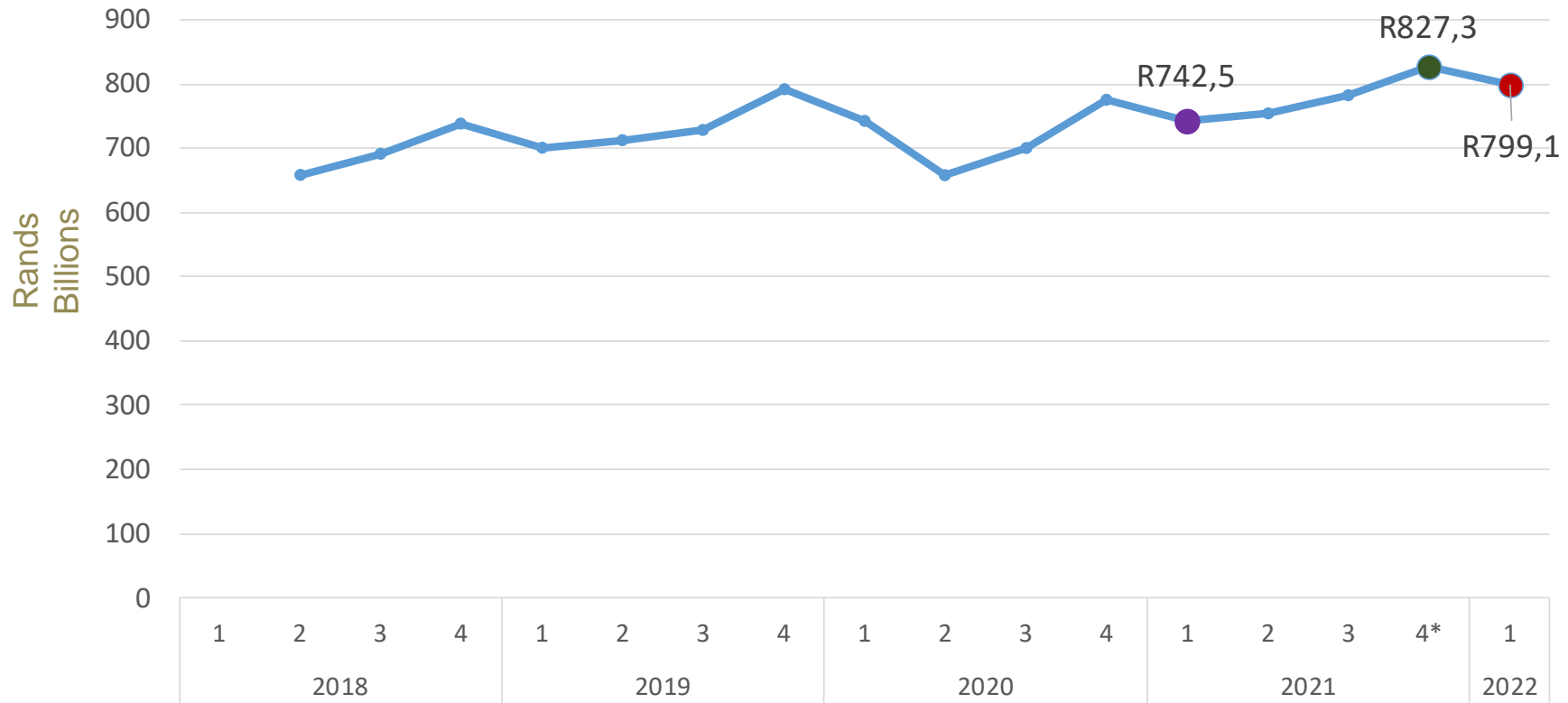


stats sa

Department:
Statistics South Africa
REPUBLIC OF SOUTH AFRICA

The total gross earnings paid to employees decreased by **R28,2** billion from **R827,3** billion in Q4:2021 to **R799,1** billion in Q1:2022.

Year-on-year gross earnings increased by **R56,6** billion compared with the same quarter of the previous year (i.e. 2021:Q1)



* Revised estimates

IMPROVING LIVES THROUGH DATA ECOSYSTEMS



stats sa

Department:
Statistics South Africa
REPUBLIC OF SOUTH AFRICA





Average Monthly Earnings (AME) February 2022

IMPROVING LIVES THROUGH DATA ECOSYSTEMS



stats sa

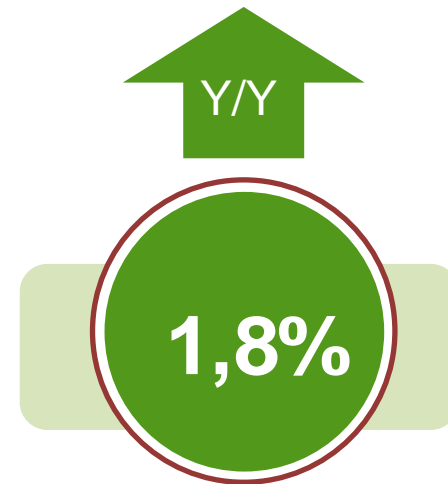

Department:
Statistics South Africa
REPUBLIC OF SOUTH AFRICA



AME including bonuses and overtime payments **decreased** by **1,4%** from **R23 828** in November 2021 to **R23 502** in February 2022.
Year-on-year AME increased by **1,8%**.

Average monthly earnings (AME)

R23 502



IMPROVING LIVES THROUGH DATA ECOSYSTEMS

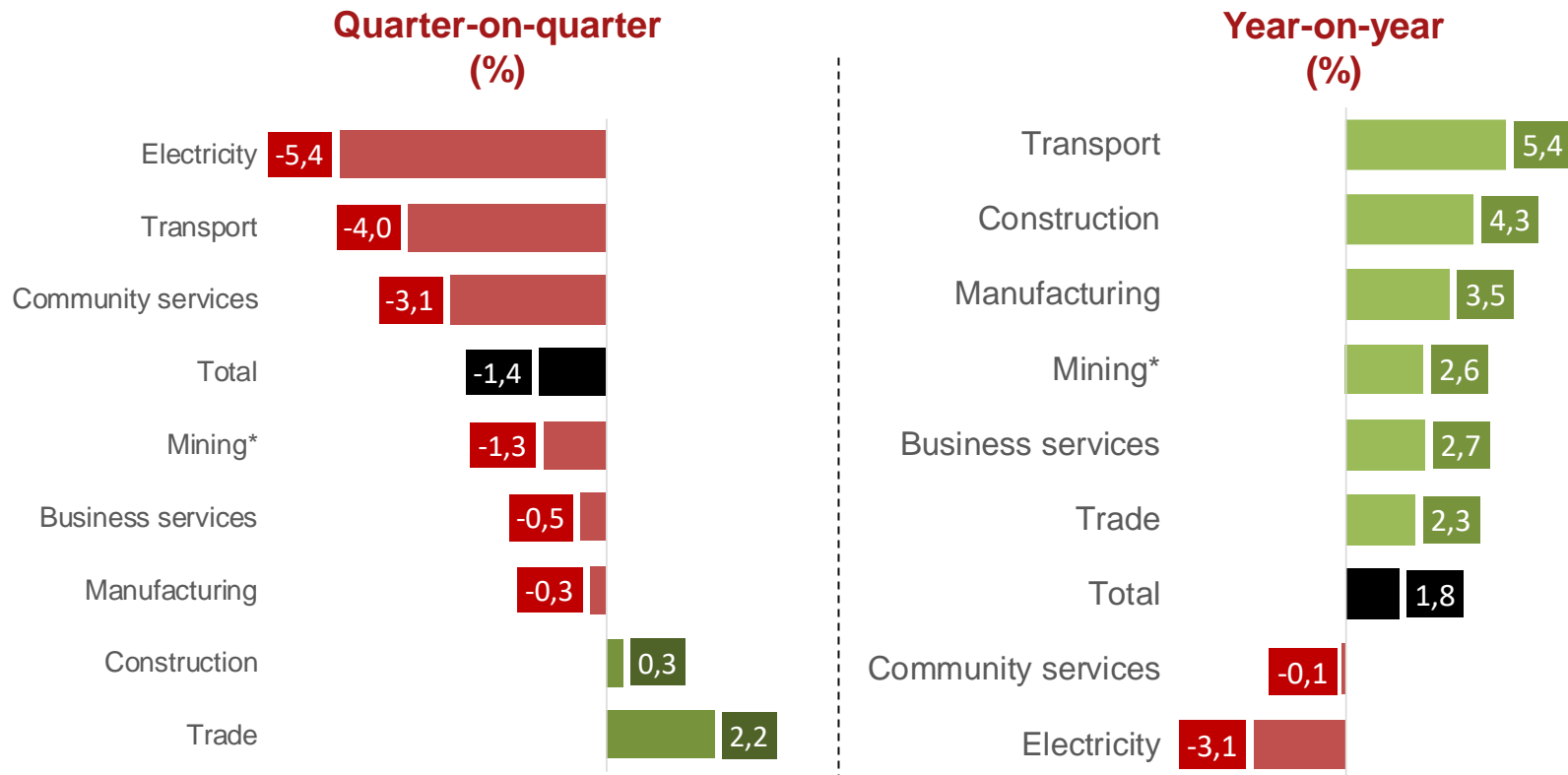


stats sa

Department:
Statistics South Africa
REPUBLIC OF SOUTH AFRICA

Six out of eight industries reported **decreases** in average monthly earnings in the first quarter compared with Q4:2021. Two industries, viz. Trade and Construction, increased quarter-on-quarter.

Year-on-year the Transport industry reported an **increase** of **5,4%** in AME while the electricity industry declined by **3,1%**.



* Administrative data from DMR

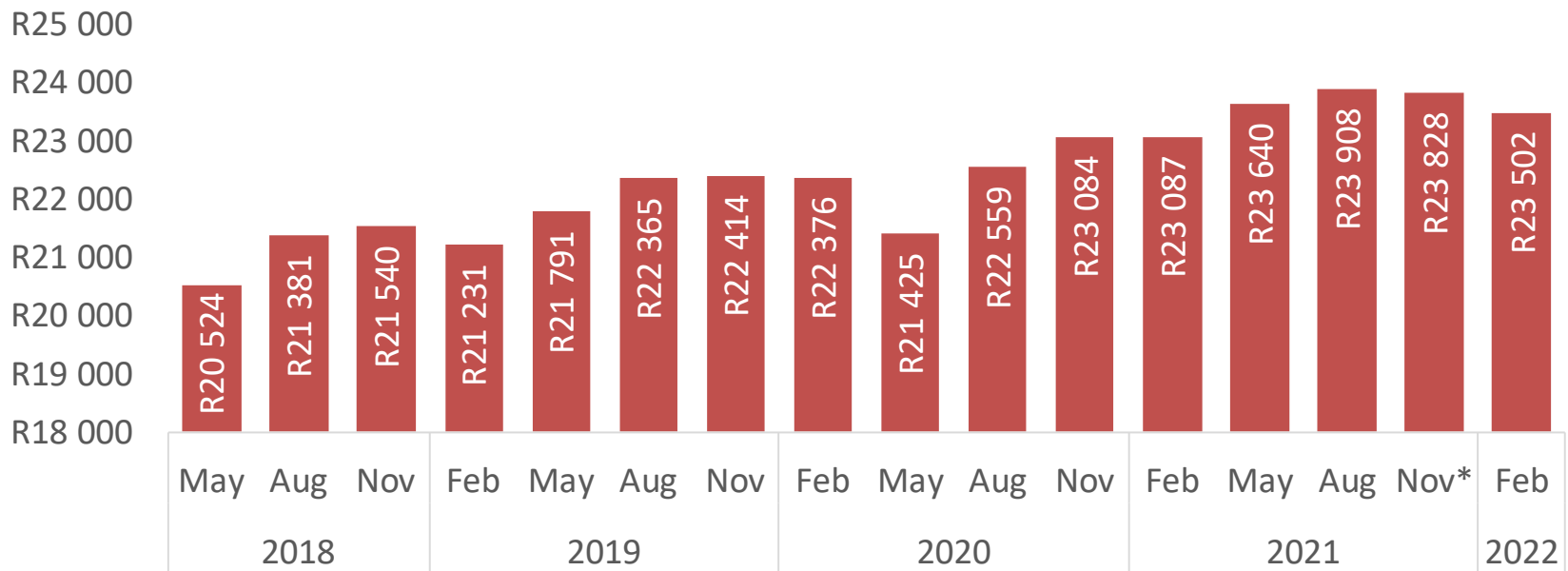
IMPROVING LIVES THROUGH DATA ECOSYSTEMS



stats sa

Department:
Statistics South Africa
REPUBLIC OF SOUTH AFRICA

Average monthly earnings were measured at **R23 502** in the formal non-agricultural sector of the economy in February 2022.



* Revised estimates

IMPROVING LIVES THROUGH DATA ECOSYSTEMS



stats sa

Department:
Statistics South Africa
REPUBLIC OF SOUTH AFRICA

Recap

QES
Q1:2022



Number of employees
increased by 42 000 Q/Q &
increased by 200 000 Y/Y.



Gross earnings **decreased** by
R28,2 billion Q/Q & **increased**
by **R56,6** billion Y/Y.



Full-time jobs **increased** by
1 000 Q/Q & **increased**
by 8 000 Y/Y.



Basic salaries/wages
decreased by **R4,5** billion
Q/Q & **increased** by **R43,1**
billion Y/Y.



Part-time jobs **increased** by
41 000 Q/Q and Y/Y
gained by 192 000.



Bonus payments **decreased** by
R21,7 billion Q/Q & **increased**
by **R12,7** billion Y/Y.



Average monthly earnings
decreased by **1,4%**
Q/Q & **increased** by **1,8%**
Y/Y.



Overtime payments **decreased**
by **R2,0** billion Q/Q &
increased by **R0,8** billion Y/Y.

IMPROVING LIVES THROUGH DATA ECOSYSTEMS



stats sa

Department:
Statistics South Africa
REPUBLIC OF SOUTH AFRICA

Ndzi Hela Kwala



IMPROVING LIVES THROUGH DATA ECOSYSTEMS



stats sa

Department:
Statistics South Africa
REPUBLIC OF SOUTH AFRICA

