



# Quarterly Employment Statistics, Q3:2023



stats sa

Department:  
Statistics South Africa  
REPUBLIC OF SOUTH AFRICA



# QES Background

01

QES is an enterprise-based sample survey

02

QES collects information on employing businesses registered for VAT with annual turnover greater than R300 000

03

Samples are drawn from private non-agricultural businesses e.g. factories, offices, stores as well as national, provincial and local government entities

04

Sample size of approximately 20 000 was selected



stats sa

Department:  
Statistics South Africa  
REPUBLIC OF SOUTH AFRICA

# QES Coverage



\* Administrative data from DMRE



# QES Variables

*Estimates are published on a quarter lag (SDDS)*

*Number of employees*

as at the **last month** of the  
reference quarter



*Average monthly  
earnings*

for **the middle month** of the  
reference quarter

*Gross earnings*

for the **three months** of the  
reference quarter

# Results for Q3:2023



stats sa

Department:  
Statistics South Africa  
REPUBLIC OF SOUTH AFRICA

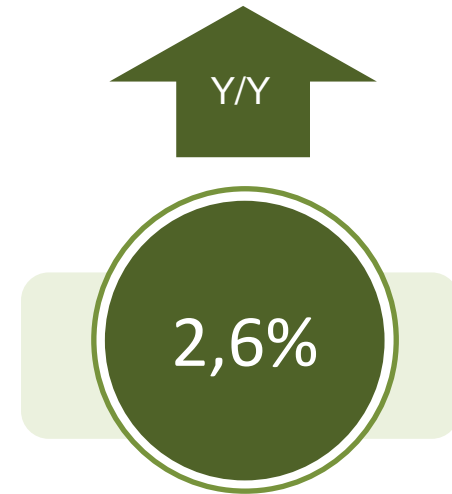




# EMPLOYMENT RESULTS

The number of employed individuals increased to **10 176 000** in Q3:2023, up from **10 145 000** in Q2:2023.

In the third quarter of 2023 (Q3:2023), there was an increase in employment, with a net gain of **31 000** jobs. This figure represents a growth rate of **0,3%** when compared to the preceding quarter.

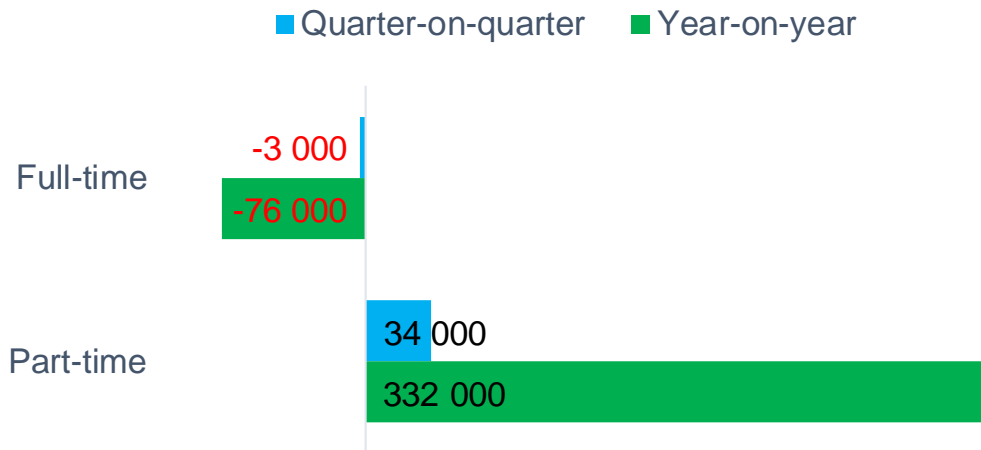


There was an annual increase of **256 000** jobs, which is a growth rate of **2,6%**, when comparing Q3:2023 with the corresponding quarter of the previous year.

# EMPLOYMENT RESULTS

Full-time employment declines from **8 792 000** in Q2:2023 to **8 789 000** in Q3:2023.

Part-time employment increased to **1 387 000** in Q3:2023, up from **1 353 000** in Q2:2023.



There has been a decline in full-time employment, with **3 000** fewer jobs reported quarter-on-quarter and **76 000** fewer jobs reported year-on-year.

There has been an increase of **34 000** part-time jobs in the third quarter of 2023 and year-on-year there was an increase of **332 000** jobs.

## Quarter-on-quarter changes in employment

During Q3:2023, there was a net job increase of **31 000**.

Community Services reported a net **gain** of **42 000** jobs, primarily driven by an **increase** in both full-time and part-time employment.

However, manufacturing industry experienced a **decline** in full-time and part-time employment, leading to a net loss of **7 000** jobs.

Quarter-on-quarter Industry	Number of employees		
	Full-time	Part-time	All employees
Community services	16 000	26 000	42 000
Trade	2 000	2 000	4 000
Transport	0	2 000	2 000
Mining*	2 000		2 000
Electricity	1 000	-1 000	0
Construction	-3 000	-2 000	-5 000
Business services	-17 000	10 000	-7 000
Manufacturing	-4 000	-3 000	-7 000
<b>Total</b>	<b>-3 000</b>	<b>34 000</b>	<b>31 000</b>

\*Data for mining industry is not available separately for part-time



## Year-on-year changes in employment

There was a year-on-year net gain of 256 000 employees, driven by increases in part-time employment with 332 000 jobs. Community services saw a substantial net gain of 270 000 employees. Conversely, construction industry reported a net loss of 27 000 jobs.

Year-on-year Industry	Number of employees		
	Full-time	Part-time	All employees
Community services	-3 000	273 000	270 000
Mining*	12 000		12 000
Trade	-5 000	11 000	6 000
Manufacturing	8 000	-5 000	3 000
Electricity	1 000	-1 000	0
Business services	-59 000	56 000	-3 000
Transport	-5 000	0	-5 000
Construction	-25 000	-2 000	-27 000
<b>Total</b>	<b>-76 000</b>	<b>332 000</b>	<b>256 000</b>

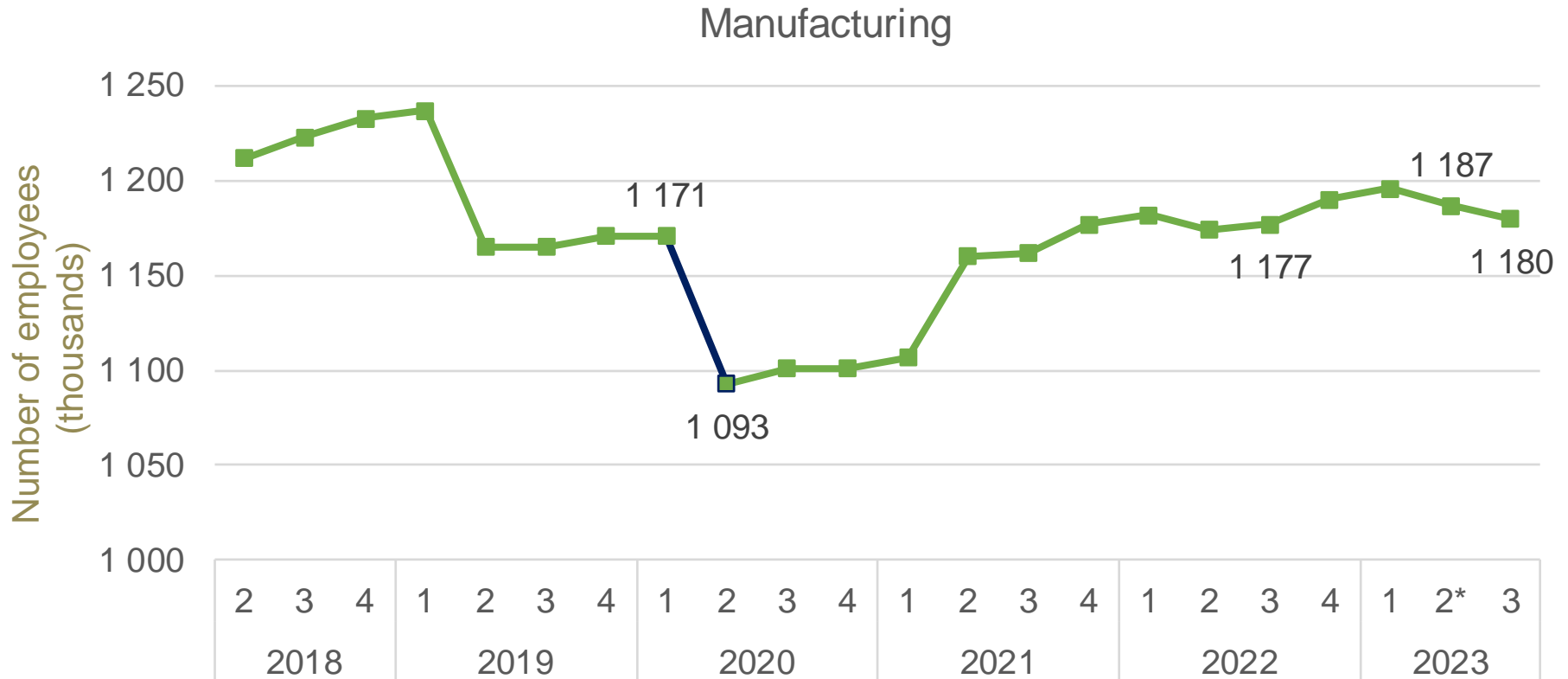
\*Data for mining industry is not available separately for part-time

In third quarter of 2023, mining industry added 2 000 jobs. There was an annual increase of 12 000 jobs compared to the same quarter of the previous year.



\* Revised estimates

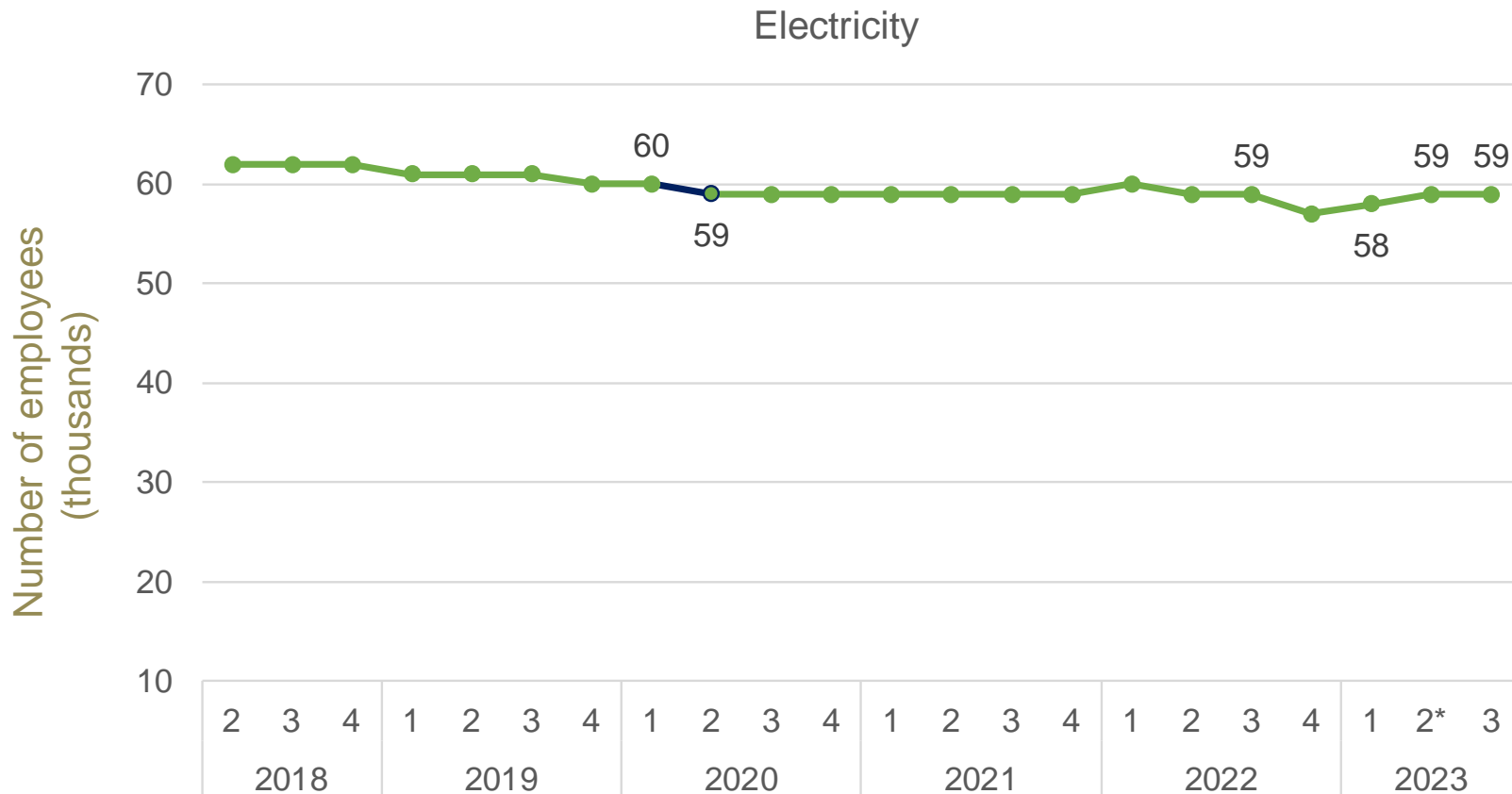
Manufacturing industry lost 7 000 jobs in the third quarter of 2023. Year-on-year, the industry saw an annual increase of 3 000 jobs in Q3:2023 compared to same quarter of 2022.



\* Revised estimates

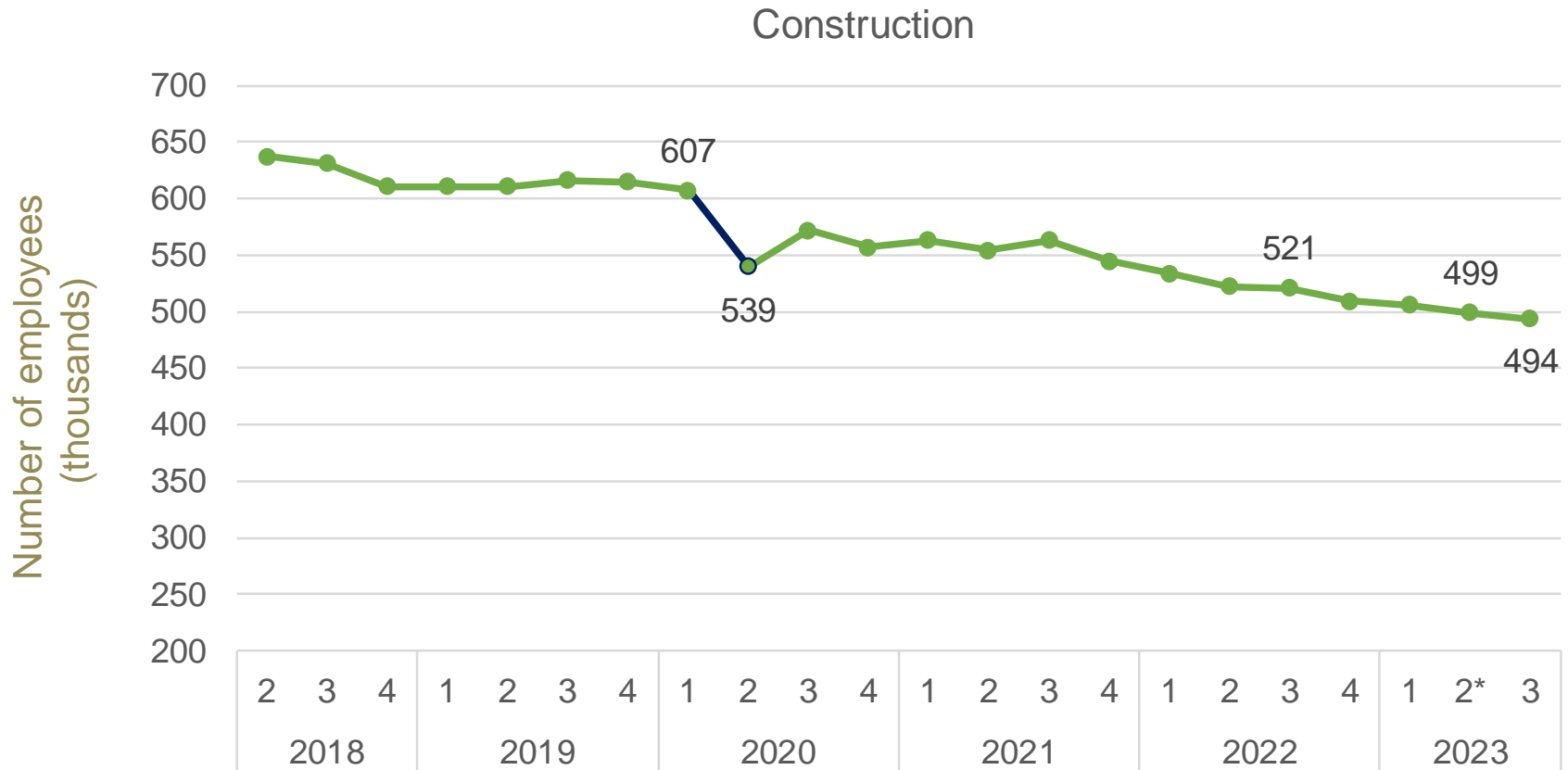
The Electricity industry remained unchanged in the third quarter of 2023, where an increase of 1 000 jobs in full-time employment was offset by a 1 000 jobs decrease in part-time.

Year-on-year the industry remained unchanged when comparing Q3:2023 with Q3:2022.



\* Revised estimates

The Construction industry shed 5 000 jobs in the third quarter of 2023, relative to the previous quarter. The industry also saw a decline of 27 000 jobs from the same quarter of the previous year.



\* Revised estimates



In the third quarter of 2023, the trade industry added 4 000 jobs compared to the second quarter.

Year-on-year the industry gained 6 000 jobs compared to the same quarter of 2022.

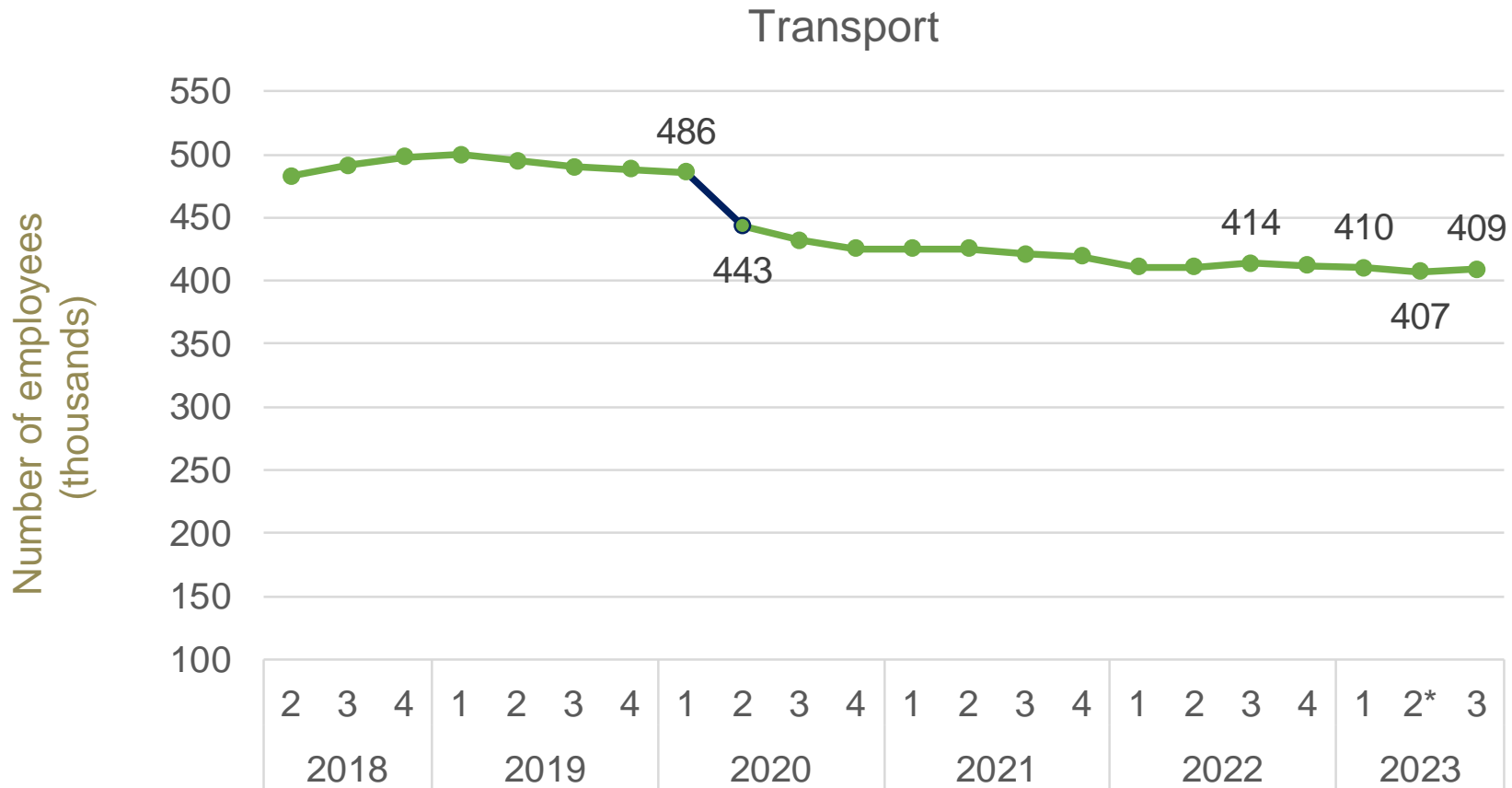


\* Revised estimates



Transport industry saw a **gain** of **2 000** jobs in the third quarter of 2023, compared to the previous quarter.

The industry experienced a year-on-year **loss** of **5 000** jobs compared with the same quarter of 2022.



\* Revised estimates

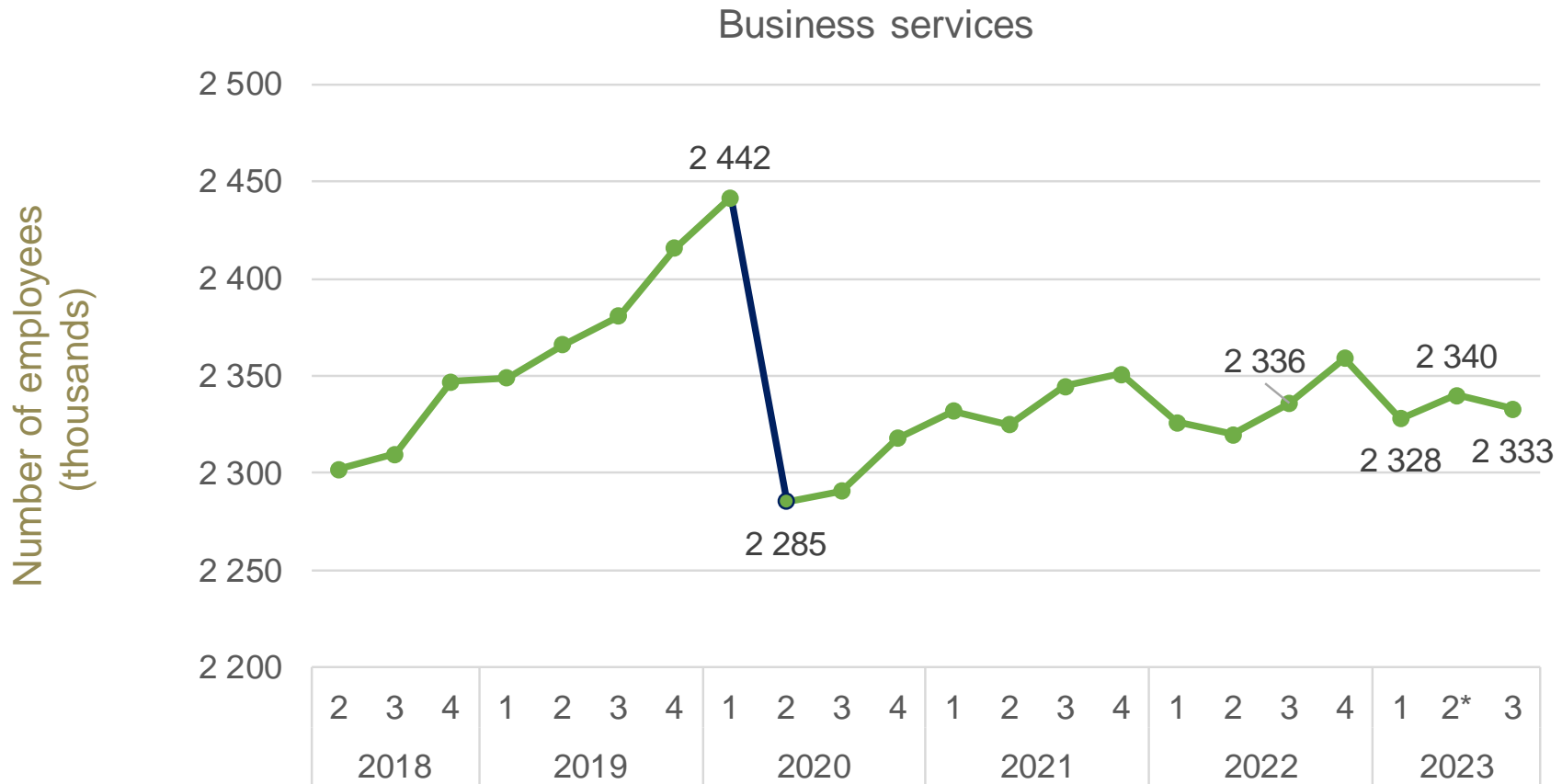


stats sa

Department:  
Statistics South Africa  
REPUBLIC OF SOUTH AFRICA

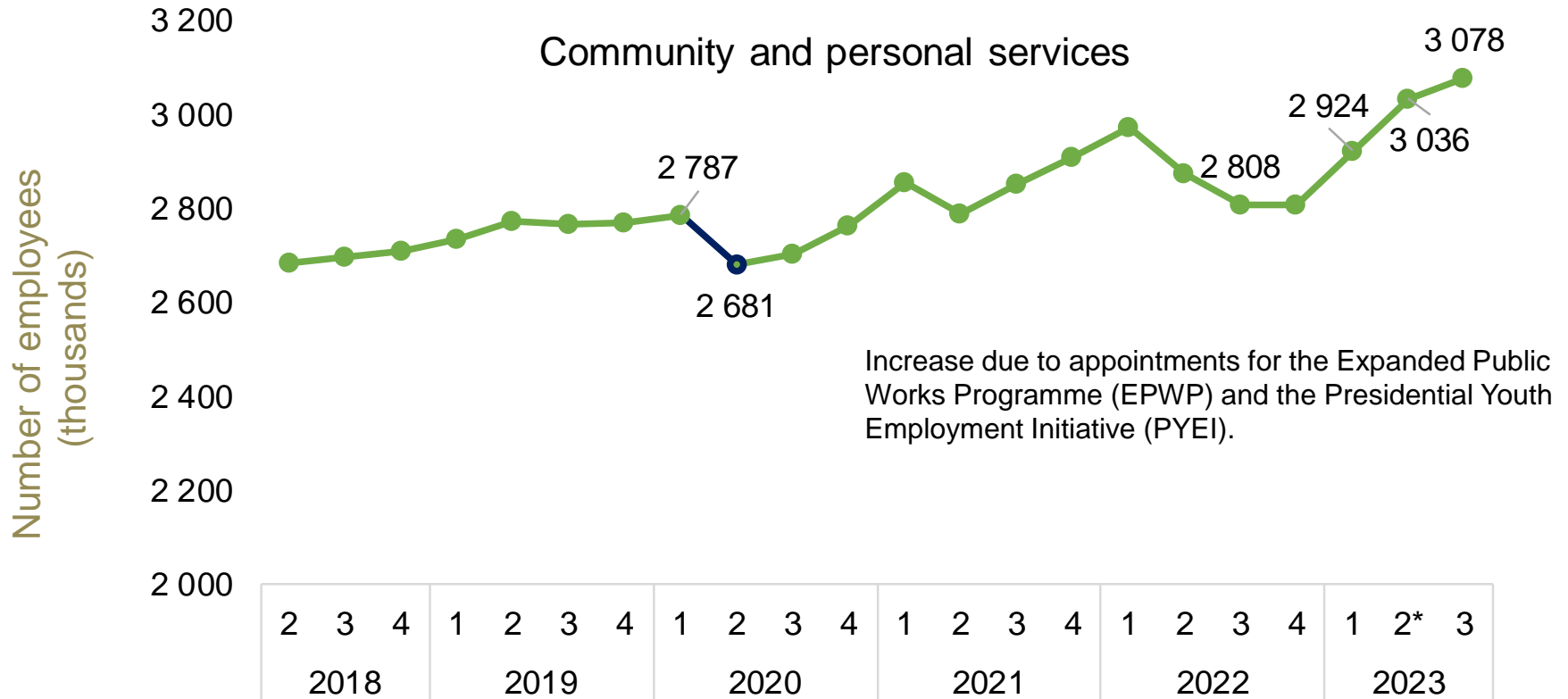


The third quarter of 2023 saw a net **loss** of **7 000** jobs in the Business services industry, compared to the second quarter. Year-on-year the industry also **lost 3 000** jobs compared to same quarter of 2022.



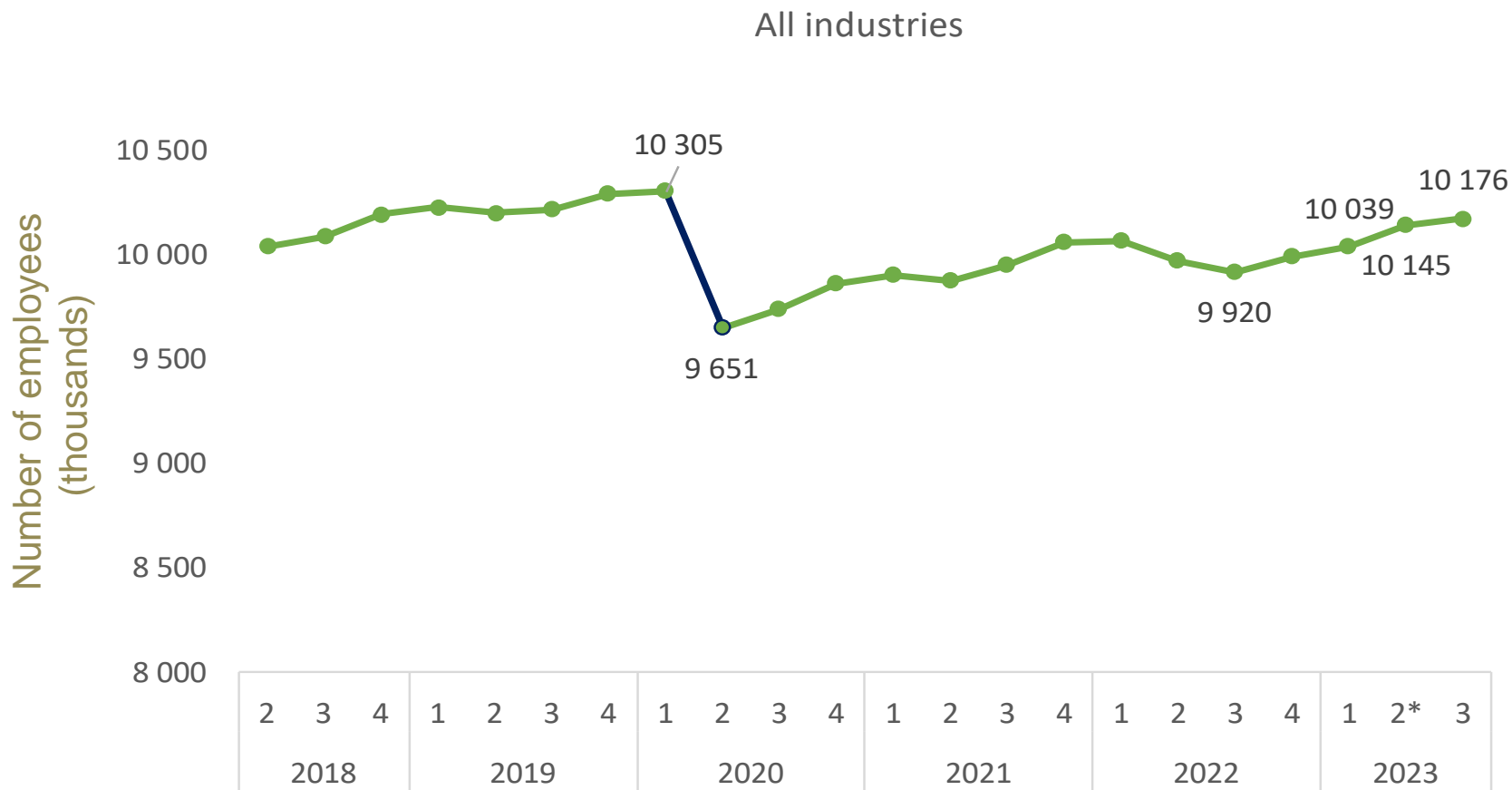
\* Revised estimates

The Community services industry added 42 000 more jobs in the third quarter of 2023, compared to the previous quarter. The industry also saw an annual growth of 270 000 jobs compared to the same quarter of 2022.



\* Revised estimates

The total number of persons employed **increased** by **31 000** in Q3:2023 compared with Q2:2023. Year-on-year total employment for all industries **increased** by **256 000** compared with same quarter of the previous year.



\* Revised estimates



# Gross Earnings Results for Q3:2023




stats sa

Department:  
Statistics South Africa  
REPUBLIC OF SOUTH AFRICA



## Changes in gross earnings

During the third quarter of 2023, the gross earnings saw a rise of **R16,7 billion**, equivalent to a **2%** increase, reaching R850,3 billion compared to the second quarter's R833,6 billion. Basic salaries experienced a growth of **R15,2 billion**, representing a **2%** increase, while bonus payments rose by **R1,8 billion**, marking a **3,7%** growth during the same quarter. However, overtime payments saw a decline of **R408 million**, reflecting a decrease of **1,6%**.





## Quarter-on-quarter changes in gross earnings

Gross earnings **increased** by **R16,7** billion (or **2%**) in the third quarter of 2023 compared to Q2:2023. **Increases** in gross earnings were due to **increases** in basic salary/wages by **R15,2** billion and bonus payments by **R1,8** billion. However, overtime payments **decreased** by **R408** million.

Quarter-on-quarter Industry	Gross earnings (R' 000)			
	Basic Salary/Wages	Bonus Payments	Overtime Payments	Total Gross Earnings
Business services	4 178 000	4 435 000	476 000	9 089 000
Community services	4 678 000	2 410 000	-235 000	6 853 000
Mining*	2 045 000			2 045 000
Manufacturing	1 619 000	-774 000	-250 000	595 000
Electricity	448 000	-20 000	-69 000	359 000
Construction	643 000	-585 000	8 000	66 000
Trade	806 000	-1 188 000	-329 000	-711 000
Transport	824 000	-2 456 000	-9 000	-1 641 000
<b>Total</b>	<b>15 241 000</b>	<b>1 822 000</b>	<b>-408 000</b>	<b>16 655 000</b>

*\*Data for mining industry is not available separately for bonuses & overtime payments*

## Year-on-year changes in gross earnings

Year-on-year gross earnings **increased** by **R51,6** billion (or **6,5%**). **Increases** were due to basic salary payments made by **R44,9** billion. There were also **increases** in bonus payments by **R4,4** billion and overtime payments by **R2,2** billion.

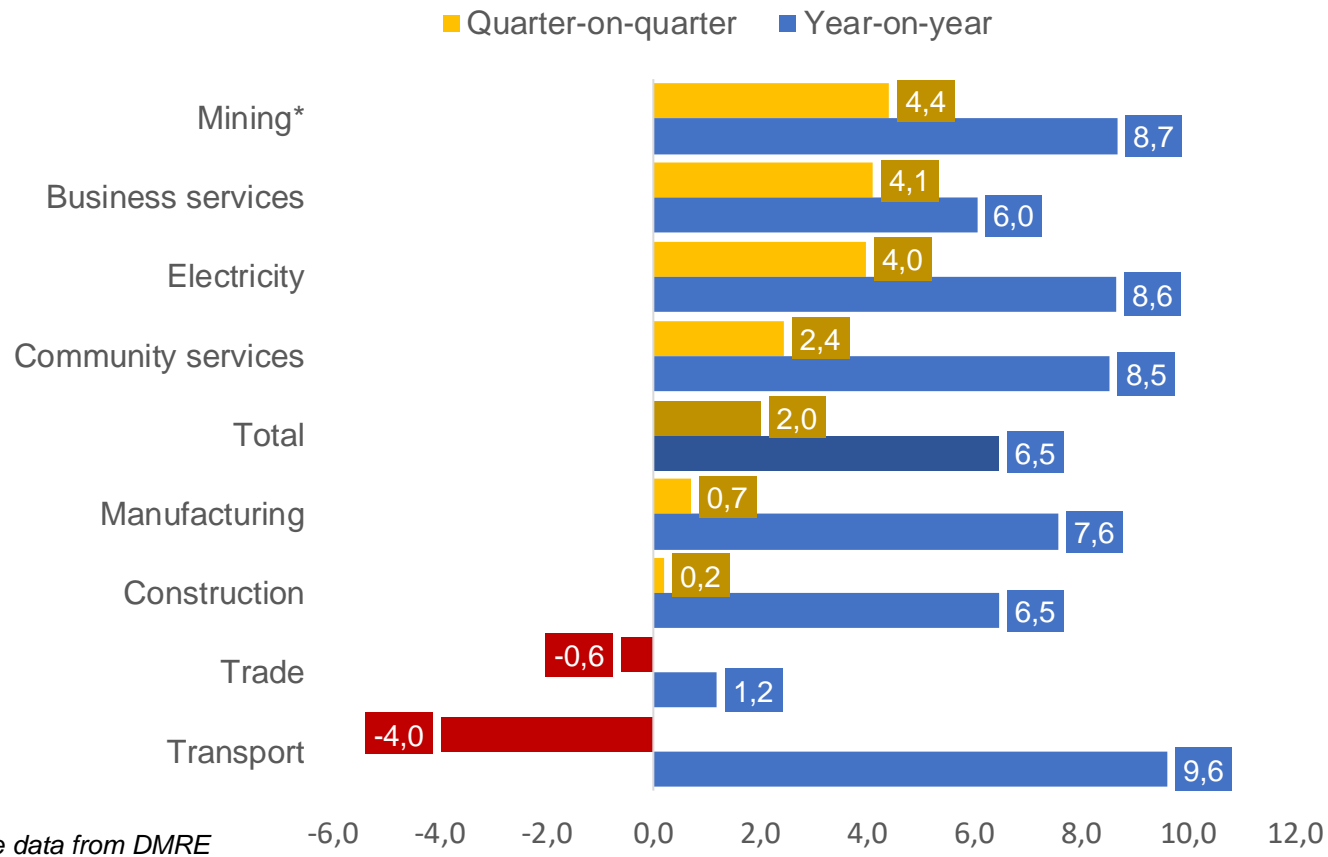
Year-on-year Industry	Gross earnings (R' 000)			
	Basic Salary/Wages	Bonus Payments	Overtime Payments	Total Gross Earnings
Community services	19 329 000	2 819 000	501 000	22 649 000
Business services	12 442 000	-138 000	832 000	13 136 000
Manufacturing	5 217 000	578 000	249 000	6 044 000
Mining*	3 861 000			3 861 000
Transport	2 708 000	514 000	240 000	3 462 000
Trade	468 000	572 000	313 000	1 353 000
Electricity	671 000	-15 000	92 000	748 000
Construction	226 000	96 000	-18 000	304 000
<b>Total</b>	<b>44 922 000</b>	<b>4 426 000</b>	<b>2 209 000</b>	<b>51 557 000</b>

*\*Data for mining industry is not available separately for bonuses & overtime payments*

# Percentage changes in gross earnings

There was a quarterly **increase** of **2%** in gross earnings in the third quarter of 2023 compared to second quarter.

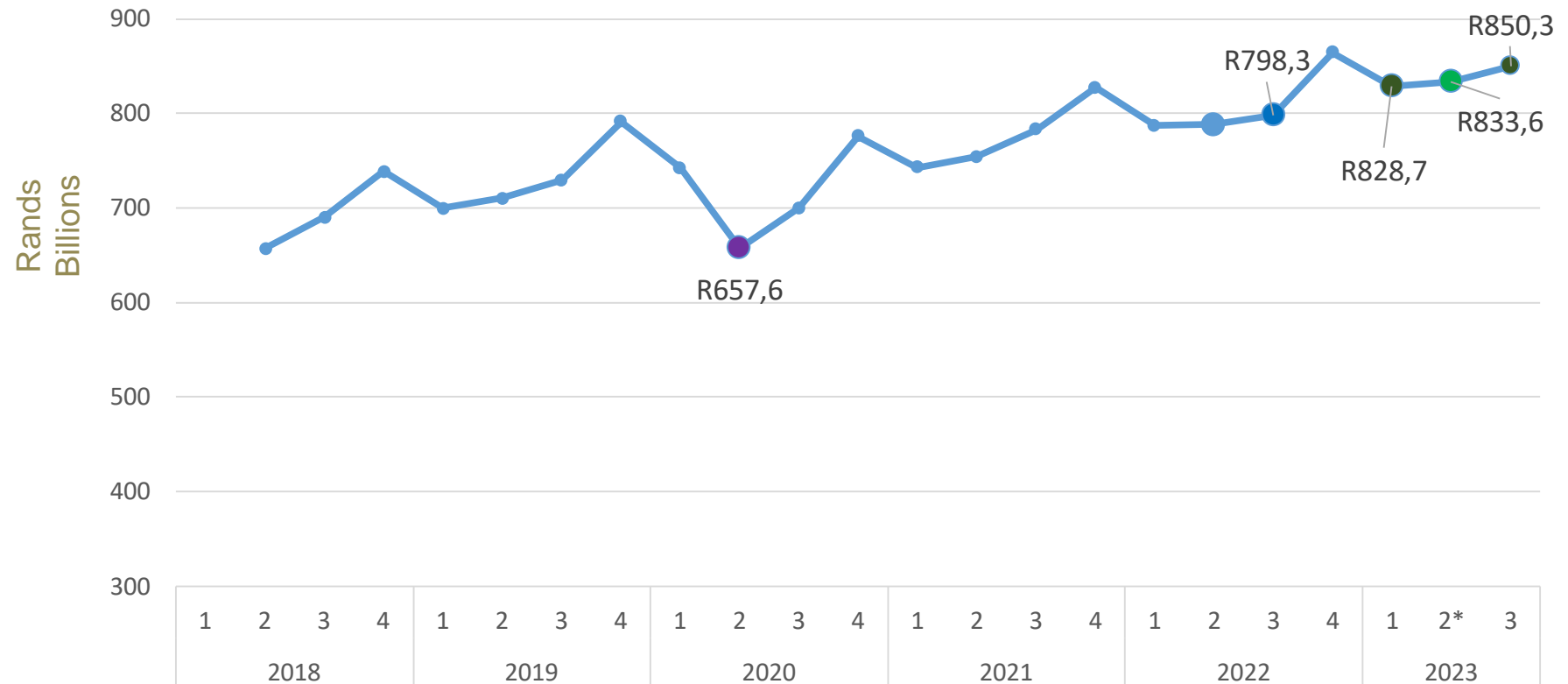
Year-on-year earnings increased by **6,5%** in the third quarter of 2023 compared with same quarter of the previous year.



\* Administrative data from DMRE

The total gross earnings paid to employees **increased** by **R16,7** billion from **R833,6** billion in Q2:2023 to **R850,3** billion in Q3:2023.

Year-on-year gross earnings increased by **R51,6** billion compared with the same quarter of the previous year (i.e. Q3:2022)



\* Revised estimates



# Average Monthly Earnings (AME) August 2023



stats sa

Department:  
Statistics South Africa  
REPUBLIC OF SOUTH AFRICA

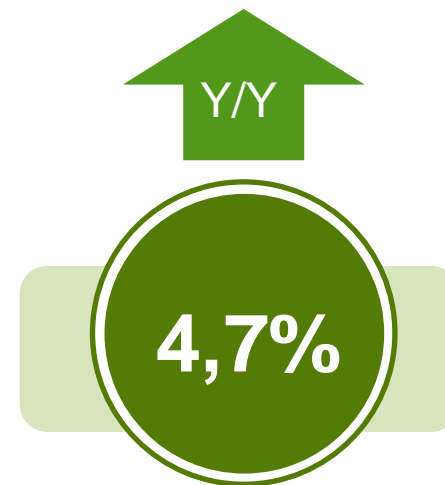


AME including bonuses and overtime payments **increased** by **0,9%** from **R25 866** in May 2023 to **R26 086** in August 2023.

Year-on-year AME **increased** by **4,7%**.

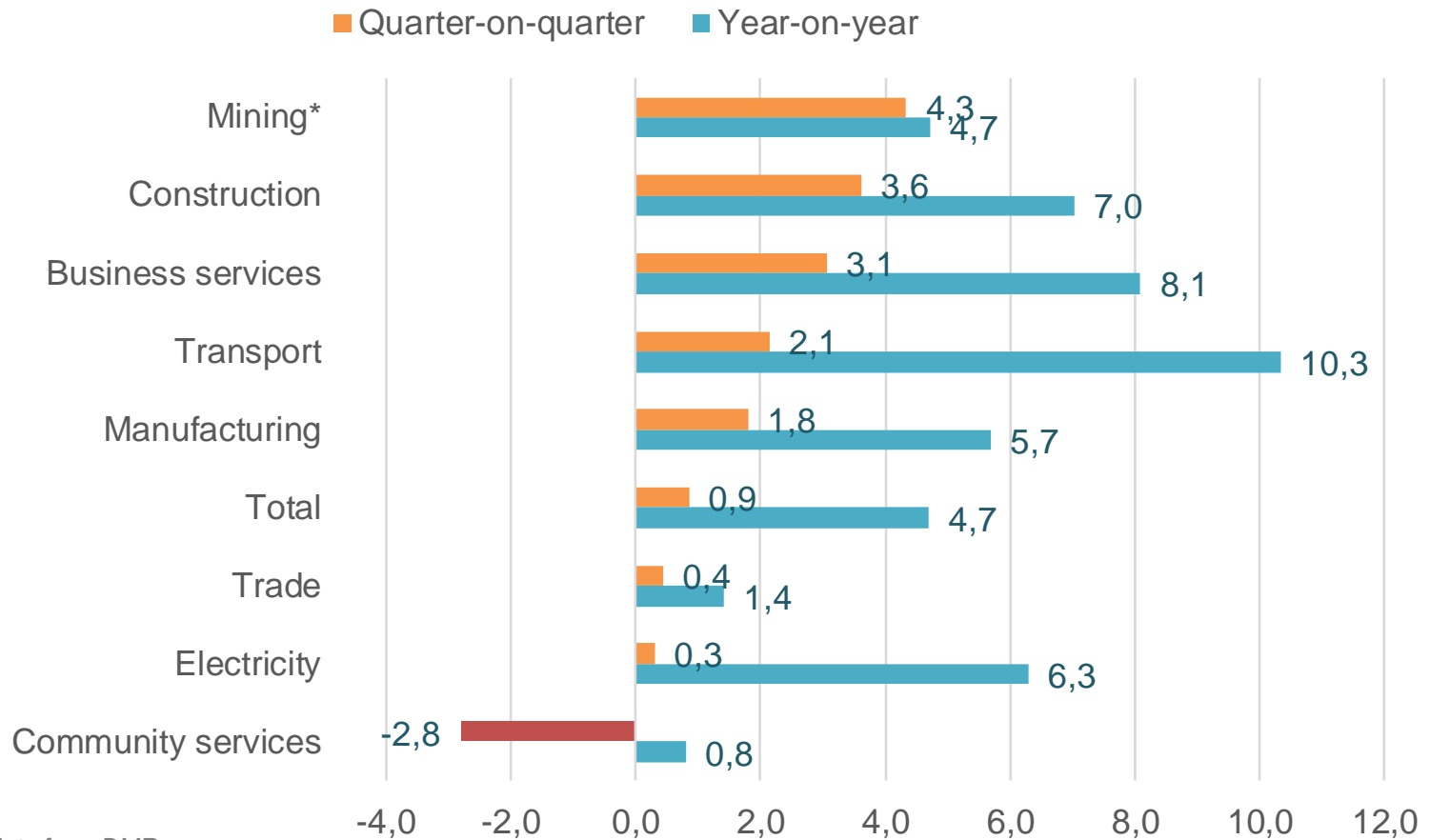
Average monthly earnings (AME)

**R26 086**



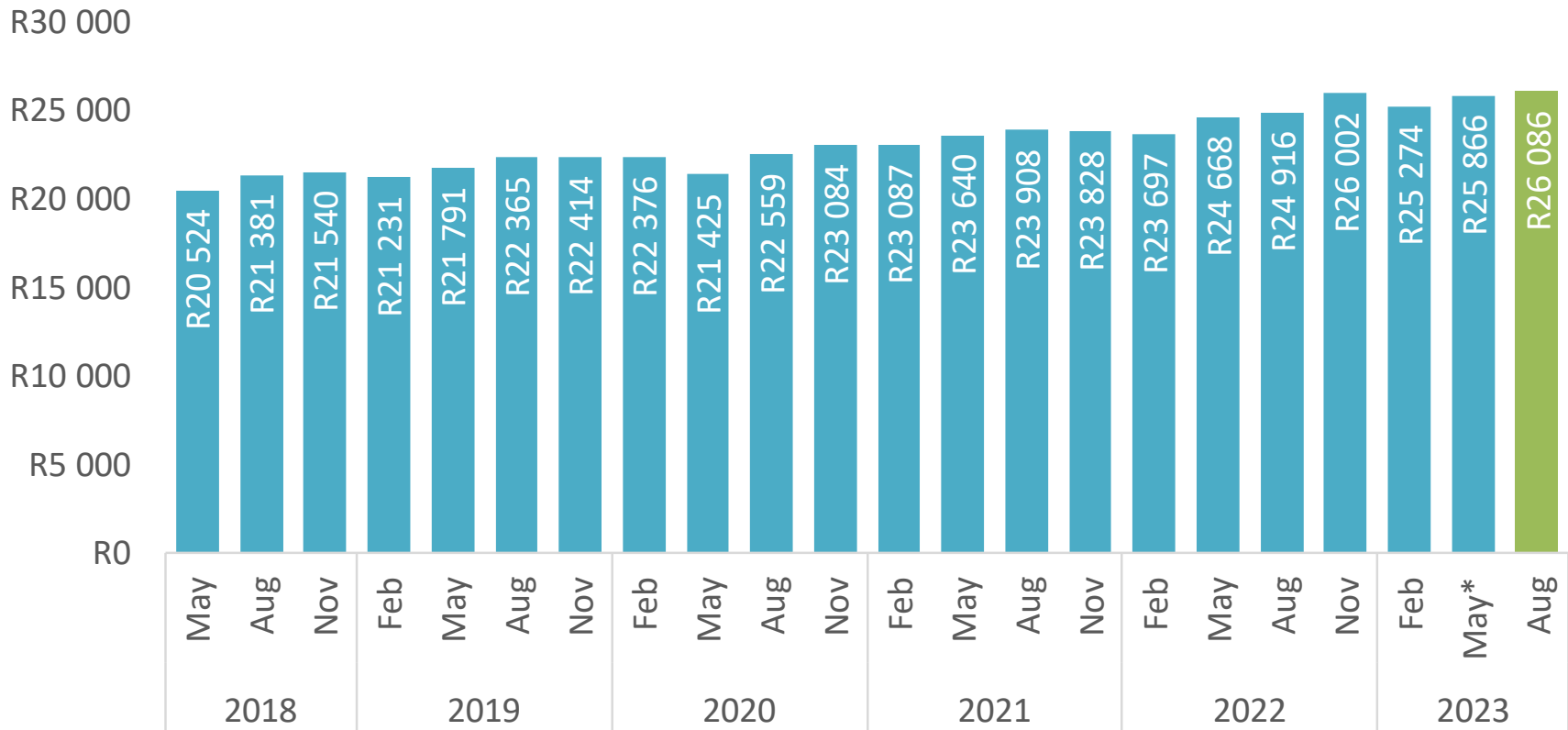


Compared to the first quarter of 2023, every industry saw a rise in their average monthly earnings (AME) in the second quarter. Transport grew largest of all industries in the quarter by **5,6%**, whereas business services was the lowest with **1,8%**. The business services industry had the highest AME growth of **9,6%** from a year ago, while the construction industry experienced a **1,9%** drop.



\* Administrative data from DMR

In August 2023, the average monthly earnings (AME) amounted to **R26 086**.



\* Revised estimates

# Recap

QES  
Q3:2023



Number of employees increased by 31 000 Q/Q & increased by 256 000 Y/Y.



Full-time jobs decreased by 3 000 Q/Q & decreased by 76 000 Y/Y.



\*Part-time jobs increased by 34 000 Q/Q and increased by 332 000 Y/Y.



Average monthly earnings increased by 0,9% Q/Q & increased by 4,7% Y/Y.



Gross earnings increased by R16,7 billion Q/Q & increased by R51,6 billion Y/Y.



Basic salaries/wages increased by R15,2 billion Q/Q & increased by R44,9 billion Y/Y.



\*Bonus payments increased by R1,8 billion Q/Q & increased by R4,4 billion Y/Y.



\*Overtime payments decreased by R408 million Q/Q & increased by R2,2 billion Y/Y.

\*Excluding mining



stats sa

Department:  
Statistics South Africa  
REPUBLIC OF SOUTH AFRICA

# Ndzi hela kwala!



[statssa.gov.za](http://statssa.gov.za)



[twitter.com/StatsSA](https://twitter.com/StatsSA)



[facebook.com/StatsSA](https://facebook.com/StatsSA)



**stats sa**

Department:  
Statistics South Africa  
REPUBLIC OF SOUTH AFRICA

