



# Quarterly Employment Statistics, Q3:2022



**stats sa**

Department:  
Statistics South Africa  
REPUBLIC OF SOUTH AFRICA



# QES Background

01

QES is an enterprise-based sample survey

02

QES collects information on employing businesses registered for VAT with annual turnover greater than R300 000

03

Samples are drawn from private non-agricultural businesses e.g. factories, offices, stores as well as national, provincial and local government entities

04

Sample size of approximately 20 000 was selected

# QES Coverage

## INCLUDES



\* Administrative data from DMRE

## EXCLUDES



Agriculture, hunting, forestry and fishing



The informal business sector



Domestic services

# QES Variables

*Estimates are published on a quarter lag (SDDS)*

*Number of employees*

as at the **last month** of the  
reference quarter



*Average monthly  
earnings*

for **the middle month** of the  
reference quarter

*Gross earnings*

for the **three months** of the  
reference quarter

# Results for Q3:2022



stats sa

Department:  
Statistics South Africa  
REPUBLIC OF SOUTH AFRICA



# EMPLOYMENT RESULTS

Number of persons employed  
in Q3:2022

**9 984 000** from **9 974 000** in Q2:2022



**0,1%**

There was a quarterly increase of **10 000** jobs (or **0,1%**) in Q3:2022 compared with Q2:2022.



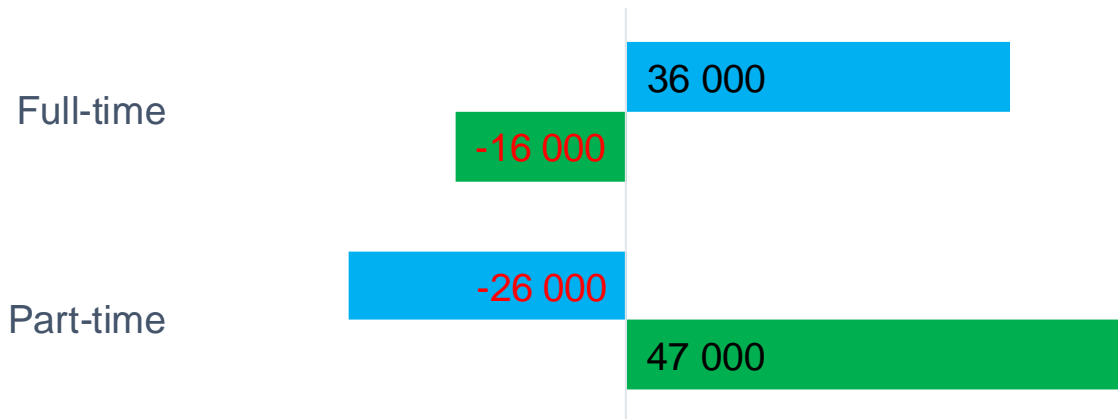
**0,3%**

Jobs **increased** by **31 000** (or **0,3%**) in the reference quarter compared with the same quarter of 2021 (Q3:2021).

# EMPLOYMENT RESULTS

	Q3:2022	Q2:2022
Number of persons employed Full-time:	8 873 000	8 837 000
Number of persons employed Part-time:	1 111 000	1 137 000

■ Quarter-on-quarter ■ Year-on-year



Full-time jobs increased quarter-on-quarter by 36 000 and year-on-year full-time jobs decreased by 16 000.

Part-time jobs decreased quarter-on-quarter by 26 000 while year-on-year part-time jobs increased by 47 000.

There was a quarterly net increase of **10 000** jobs in Q3:2022. Most of the job gains were reported in full-time employment with a net increase of **36 000**. Part-time jobs decreased by **26 000**.

#### Quarter-on-quarter employment change

Quarter-on-quarter Industry	Number of employees		
	Full-time	Part-time	All employees
Business services	15 000	16 000	31 000
Trade	12 000	-2 000	10 000
Construction	1 000	7 000	8 000
Mining*	5 000		5 000
Transport	2 000	2 000	4 000
Manufacturing	-1 000	2 000	1 000
Electricity	0	0	0
Community services	2 000	-51 000	-49 000
<b>Total</b>	<b>36 000</b>	<b>-26 000</b>	<b>10 000</b>

*\*Data for mining industry is not available separately for part-time*

Year-on-year QES reported a net gain of **31 000** jobs in Q3:2022 compared with Q3:2021. Part-time jobs increased by **47 000** while full-time jobs decreased by **16 000**.

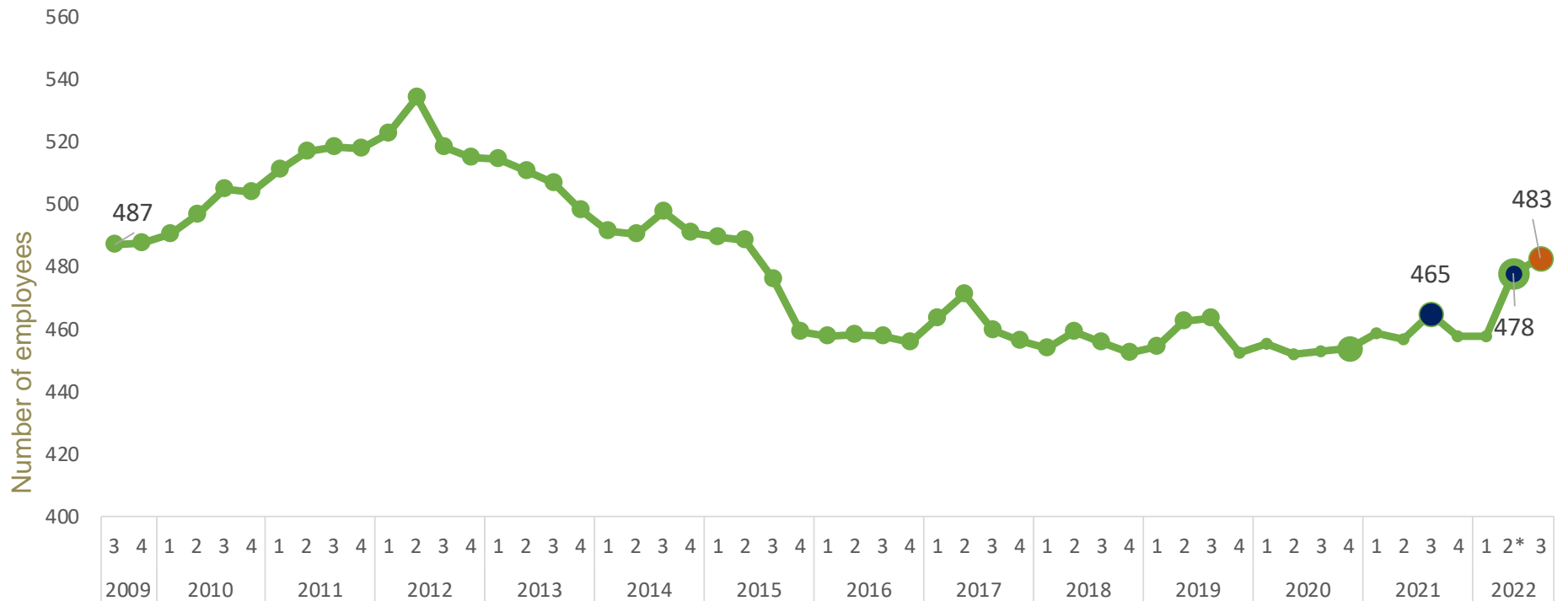
Year-on-year employment change

Year-on-year Industry	Number of employees		
	Full-time	Part-time	All employees
Trade	44 000	15 000	59 000
Mining*	18 000		18 000
Manufacturing	2 000	11 000	13 000
Business services	-20 000	26 000	6 000
Electricity	-1 000	1 000	0
Transport	-7 000	1 000	-6 000
Community services	-15 000	-11 000	-26 000
Construction	-37 000	4 000	-33 000
Total	-16 000	47 000	31 000

*\*Data for mining industry is not available separately for part-time*

The mining industry reported net **increase** of **5 000** jobs in the third quarter of 2022.

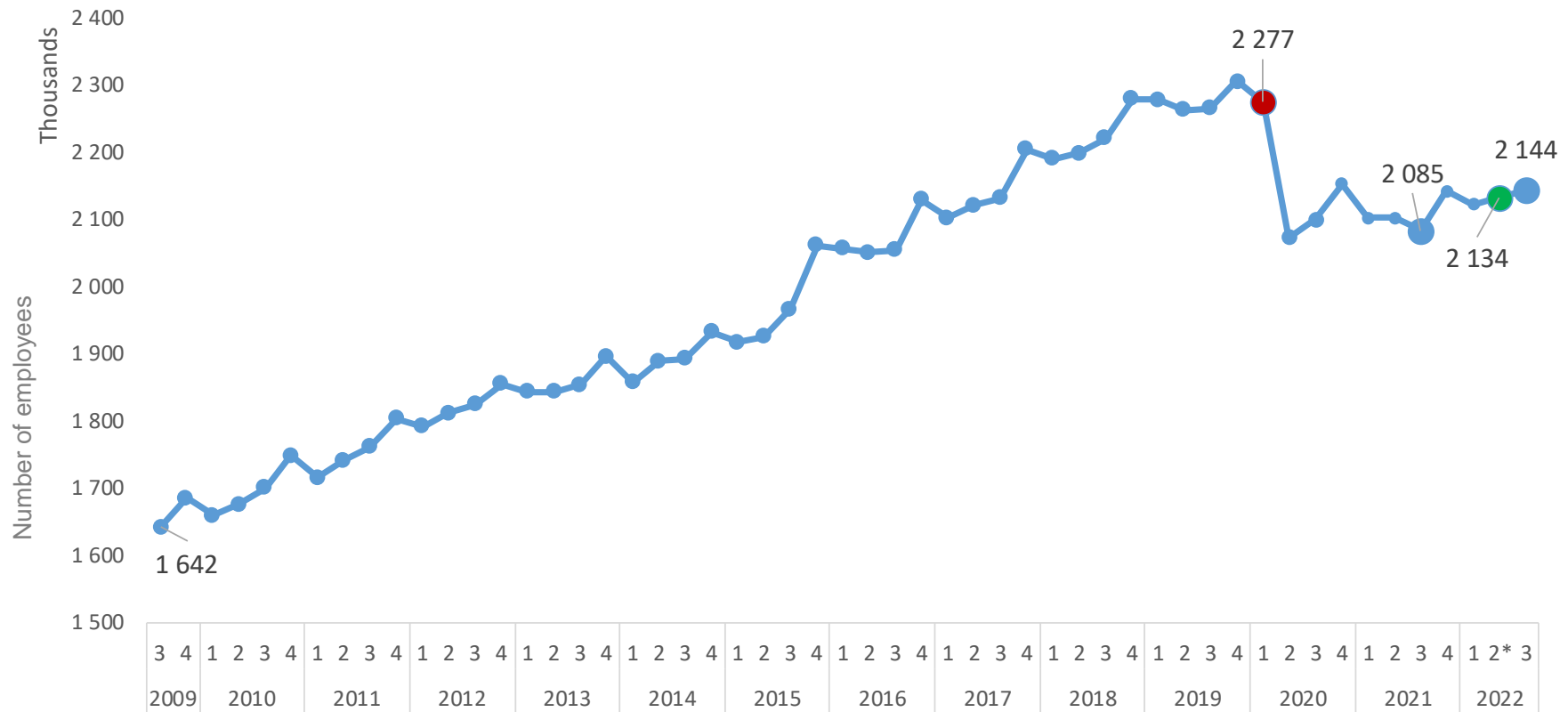
Year-on-year the industry increased by **18 000** when comparing Q3:2022 with Q3:2021.



\* Revised estimates

The trade industry reported net **gain** of **10 000** jobs in the third quarter of 2022 compared to Q2:2022.

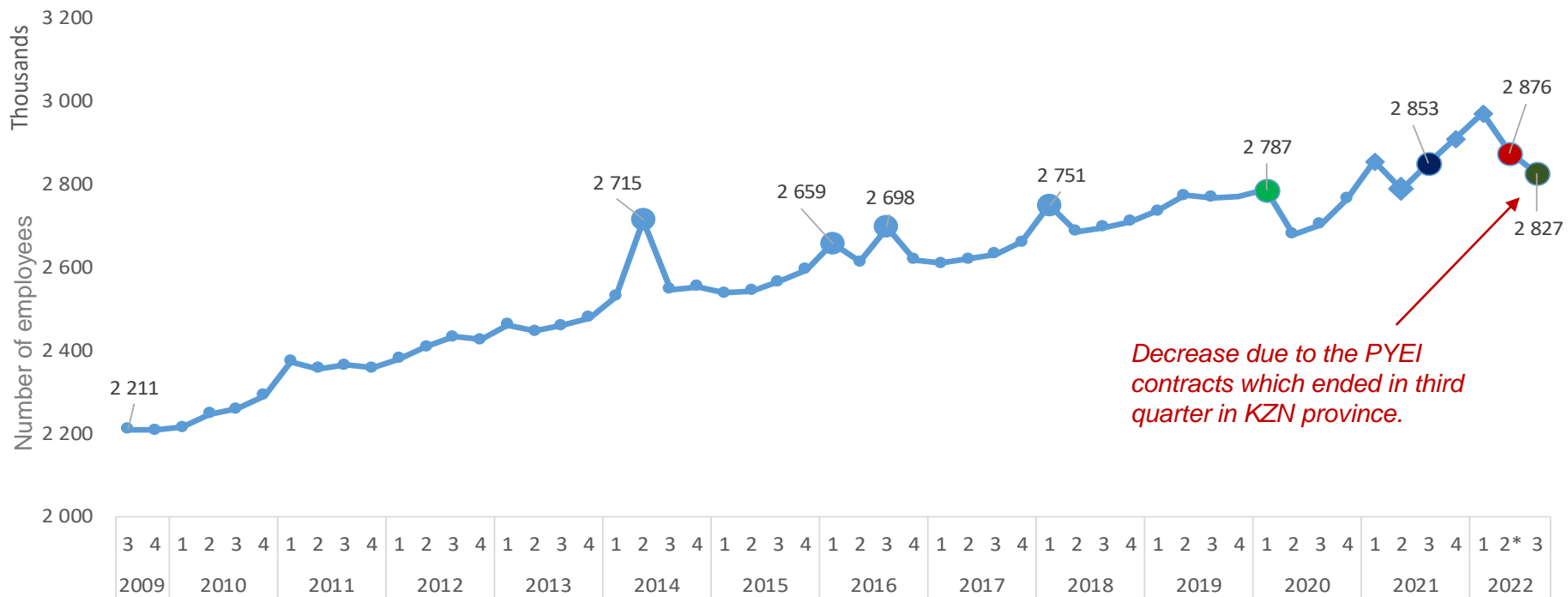
Year-on-year the industry added **59 000** jobs compared with same quarter of 2021.



\* Revised estimates

The community services industry reported a net loss of **49 000** jobs in the third quarter of 2022 compared to Q2:2022.

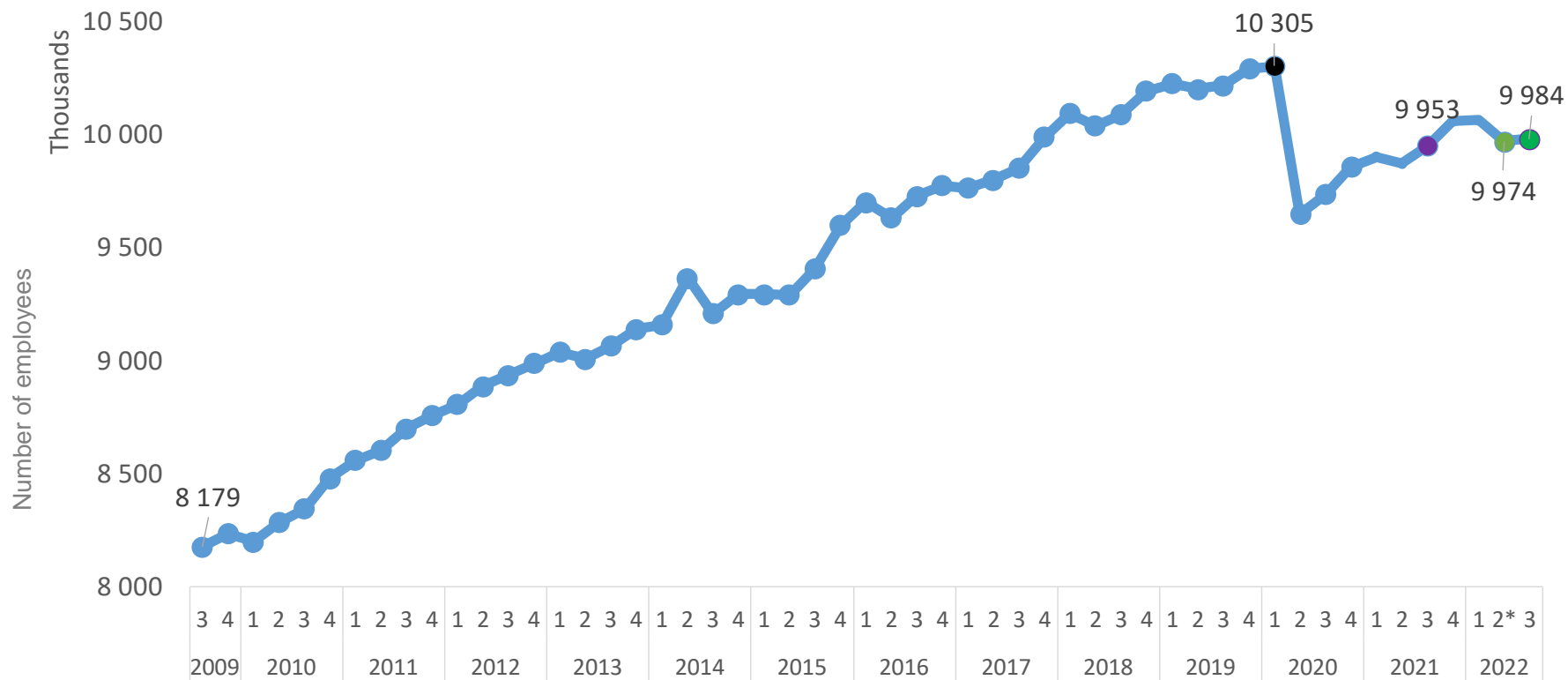
Year-on-year the industry **decreased** by **26 000** jobs compared with same quarter of the previous year (i.e. Q3:2021).



\* Revised estimates


The total number of persons employed **increased** by **10 000** in the third quarter 2022 to **9 984 000** from **9 974 000** in Q2:2022.

Year-on-year total employment **increased** by **31 000** compared with same quarter of the previous year (i.e. Q3:2021).



\* Revised estimates

Total gross earnings **increased** by **R11,1** billion (or **1,4%**) from **R789,4** billion in Q2:2022 to **R800,5** billion in Q3:2022.



Gross earnings **increased** by **R11,1** billion (or **1,4%**) in the third quarter of 2022 compared to Q2:2022. Increases in gross earnings were due to increases in basic salary/wages by **R12,0** billion. However, there were decreases reported in bonus payments by **R622,0** million and overtime payments by **R293,0** million.

### Quarter-on-quarter changes in gross earnings

Quarter-on-quarter Industry	Gross earnings (R' 000)			
	Basic Salary/Wages	Bonus Payments	Overtime Payments	Total Gross Earnings
Business services	2 538 000	6 734 000	395 000	9 667 000
Mining*	3 332 000			3 332 000
Manufacturing	1 238 000	-299 000	268 000	1 207 000
Trade	2 659 000	-1 268 000	-323 000	1 068 000
Electricity	206 000	-9 000	-70 000	127 000
Community services	2 232 000	-2 500 000	-315 000	-583 000
Construction	-666 000	-265 000	-216 000	-1 147 000
Transport	463 000	-3 015 000	-32 000	-2 584 000
<b>Total</b>	<b>12 002 000</b>	<b>-622 000</b>	<b>-293 000</b>	<b>11 087 000</b>

*\*Data for mining industry is not available separately for bonuses & overtime payments*

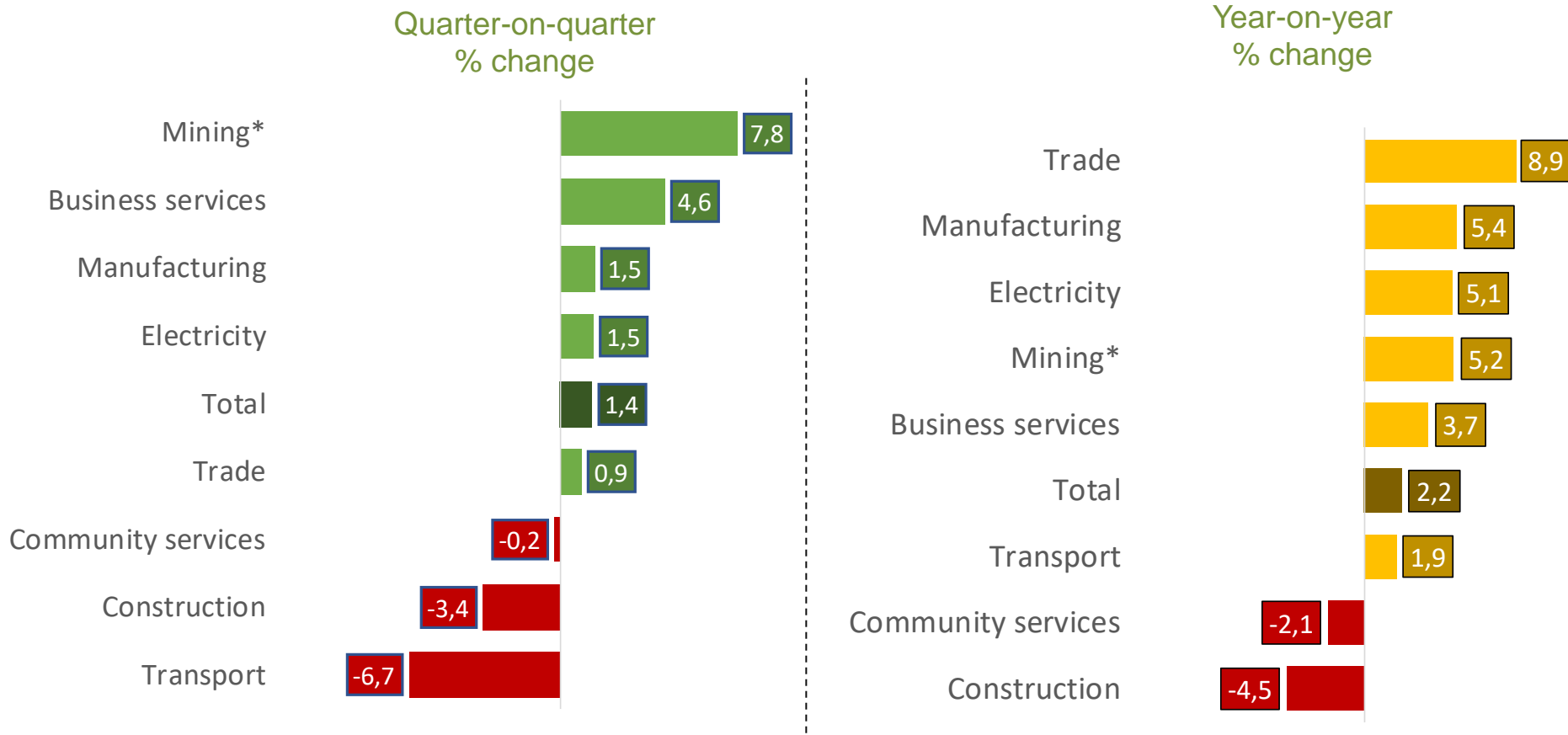
Year-on-year gross earnings increased by **R17,5** billion (or **2,2%**). Increases were due to basic salary payments made by **R17,8** billion and overtime payments by **R2,0** billion. Bonus payments decreased by **R2,3** billion.

**Year-on-year** changes in Gross Earnings

Year-on-year	Gross earnings (R' 000)				
	Industry	Basic Salary/Wages	Bonus Payments	Overtime Payments	Total Gross Earnings
Trade		9 255 000	-174 000	273 000	9 354 000
Business services		9 264 000	-1 984 000	619 000	7 899 000
Manufacturing		3 586 000	-124 000	595 000	4 057 000
Mining*		2 286 000			2 286 000
Transport		689 000	-94 000	68 000	663 000
Electricity		199 000	28 000	194 000	421 000
Construction		-1 802 000	89 000	177 000	-1 536 000
Community services		-5 699 000	-12 000	57 000	-5 654 000
Total		17 778 000	-2 271 000	1 983 000	17 490 000

*\*Data for mining industry is not available separately for bonuses & overtime payments*

There was a quarterly **increase** of **1,4%** in gross earnings in the third quarter of 2022 compared to Q2:2022. Year-on-year earnings increased by **2,2%** in the third quarter of 2022 compared with same quarter of the previous year.

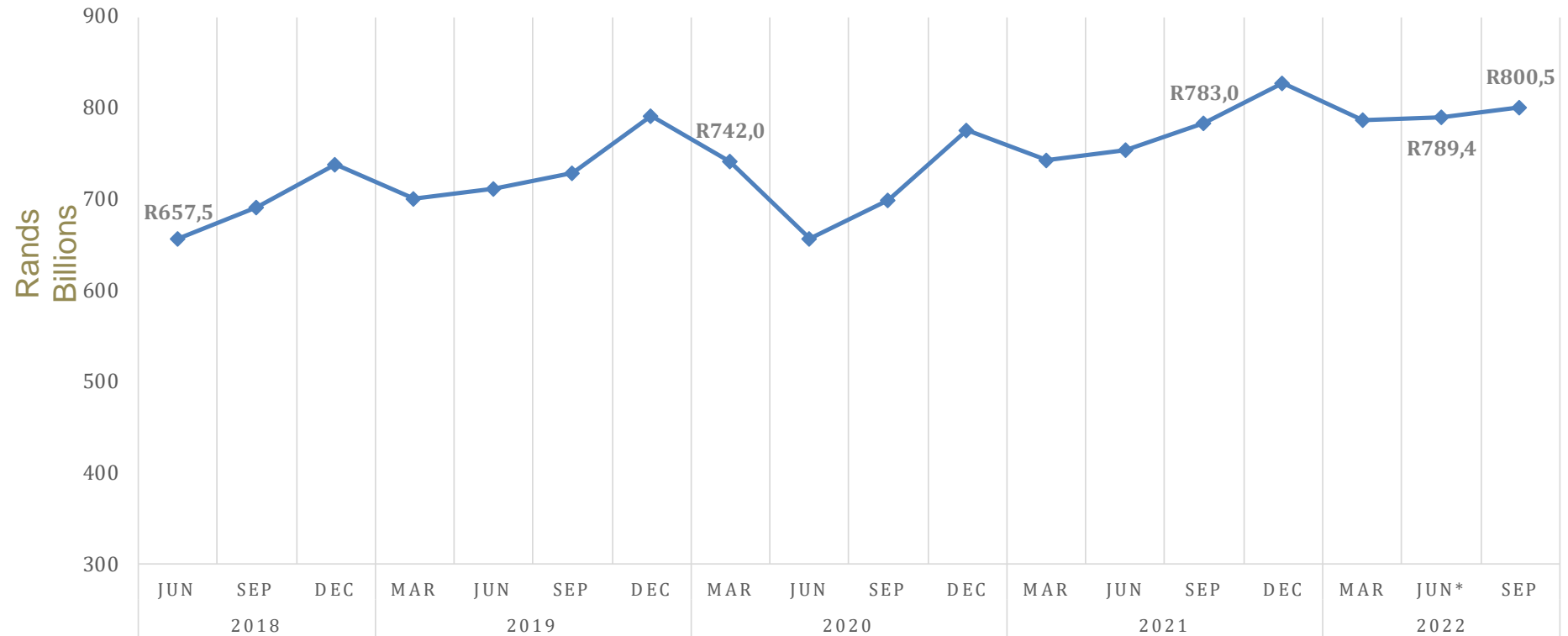


\* Administrative data from DMR

The total gross earnings paid to employees **increased** by **R11,1** billion from **R789,4** billion in Q2:2022 to **R800,5** billion in Q3:2022.

Year-on-year gross earnings increased by **R17,5** billion compared with the same quarter of the previous year (i.e. 2021:Q3)

## GROSS EARNINGS



\* Revised estimates



# Average Monthly Earnings (AME) August 2022



stats sa

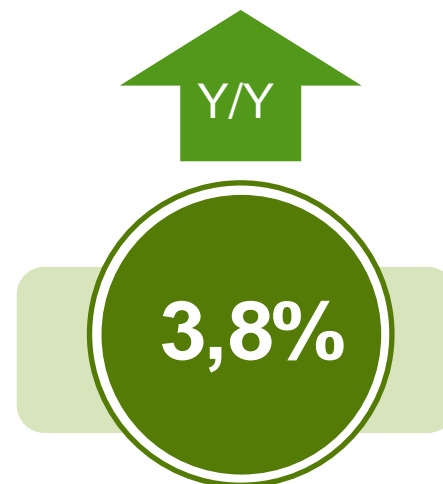
Department:  
Statistics South Africa  
REPUBLIC OF SOUTH AFRICA



AME including bonuses and overtime payments **increased** by **0,6%** from **R24 668** in May 2022 to **R24 813** in August 2022.  
Year-on-year AME **increased** by **3,8%**.

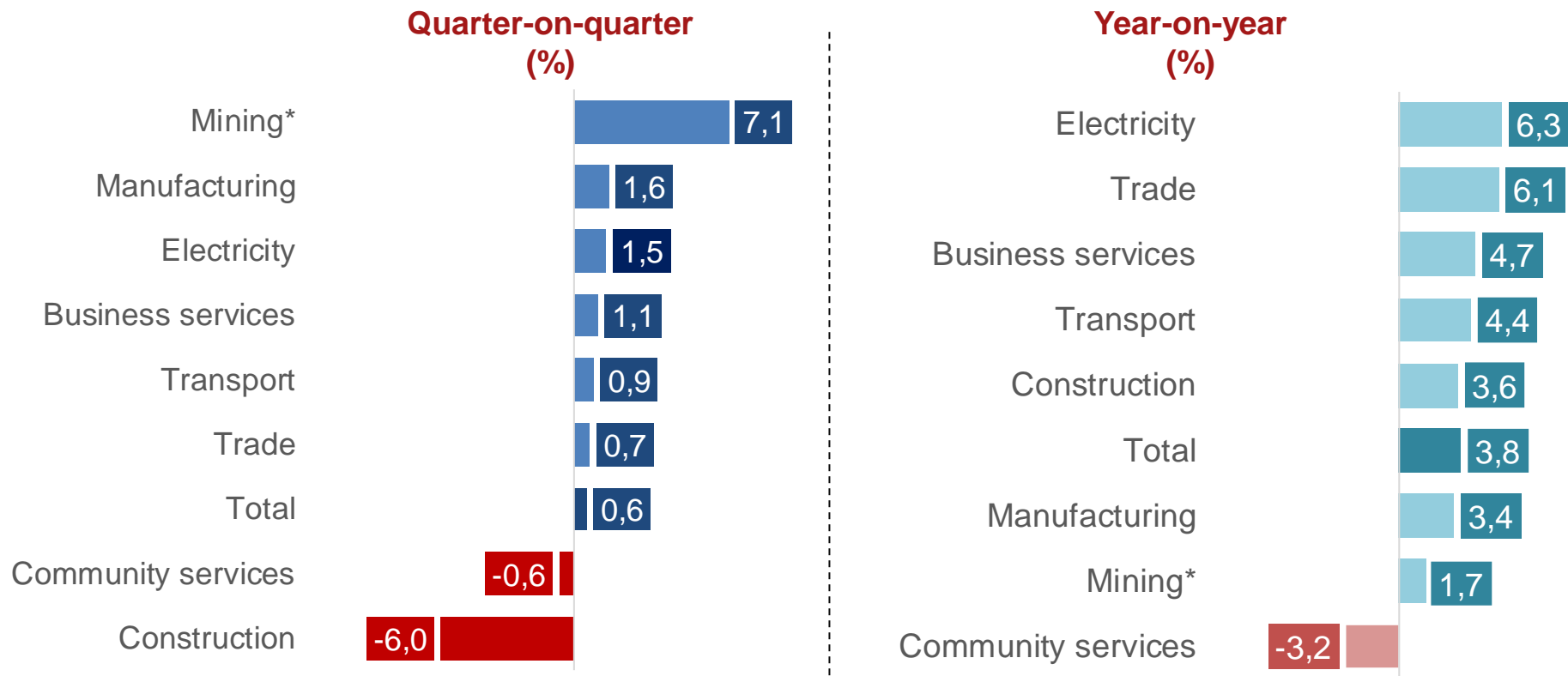
Average monthly earnings (AME)

**R24 813**



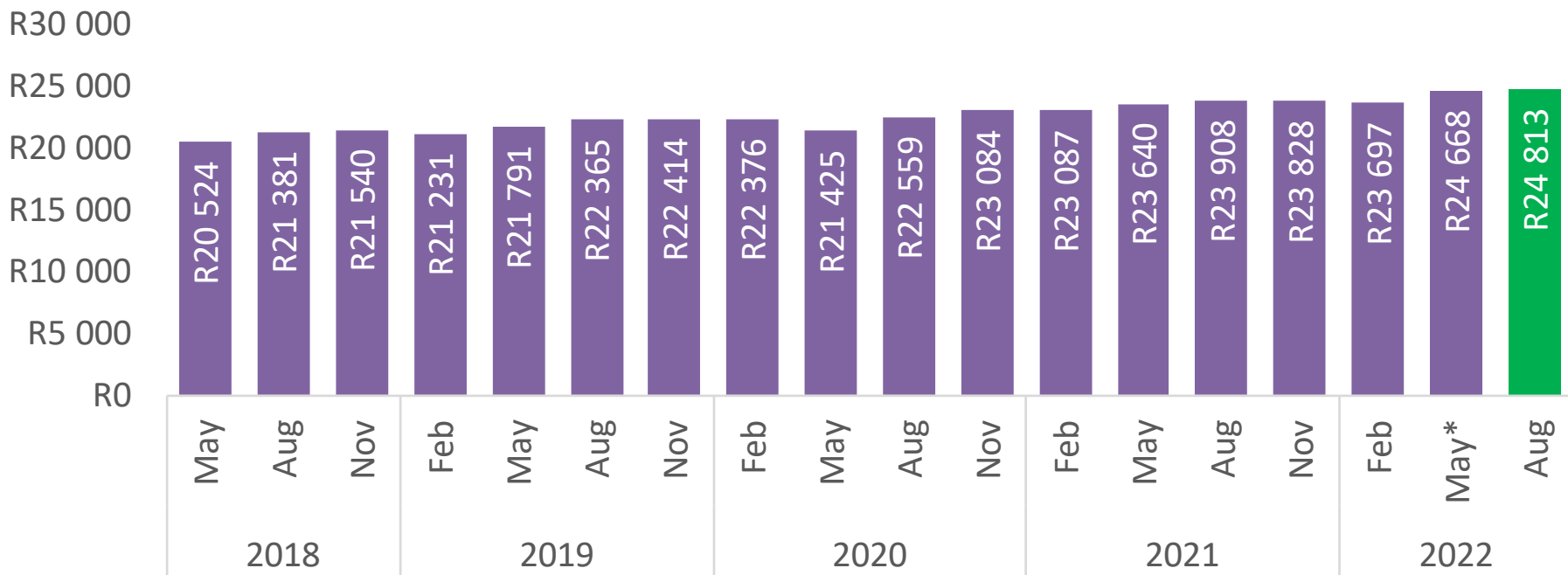
Six industries reported **increases** in average monthly earnings in the third quarter compared to Q2:2022.

Year-on-year, both the trade and electricity industries reported the most **increases** of **6,3%** in AME while community services industry **declined** by **3,2%**.



\* Administrative data from DMR

Average monthly earnings were measured at **R24 813** in the formal non-agricultural sector of the economy in August 2022.



\* Revised estimates

# Recap

QES  
Q3:2022



Number of employees  
**increased** by 10 000 Q/Q &  
**increased** by 31 000 Y/Y.



Gross earnings **increased** by  
**R11,1** billion Q/Q & **increased**  
by **R17,5** billion Y/Y.



Full-time jobs **increased** by  
36 000 Q/Q & **decreased**  
by 16 000 Y/Y.



Basic salaries/wages  
**increased** by **R12,0** billion Q/Q  
& **increased** by **R17,8** billion  
Y/Y.



\*Part-time jobs **decreased**  
by 26 000 Q/Q and Y/Y  
gained by 47 000.



\*Bonus payments **decreased** by  
**R622,0** million Q/Q & **decreased**  
by **R2,3** billion Y/Y.



Average monthly earnings  
**increased** by 0,6% Q/Q &  
**increased** by 3,8% Y/Y.



\*Overtime payments **decreased**  
by **R293,0** million Q/Q &  
**increased** by **R2,0** billion Y/Y.

\*Excluding mining

# Ndzi Hela Kwala



stats sa

Department:  
Statistics South Africa  
REPUBLIC OF SOUTH AFRICA

