

# Quarterly Employment Statistics

## Results for Q3:2025

IMPROVING LIVES THROUGH DATA ECOSYSTEMS



**stats sa**

Department:  
Statistics South Africa  
REPUBLIC OF SOUTH AFRICA



# QES Background

01

QES is an enterprise-based sample survey

02

QES collects information on employing businesses registered for VAT with annual turnover greater than R300 000

03

Samples are drawn from private non-agricultural businesses e.g. factories, offices, stores.  
National, provincial and local government entities are enumerated

04

Sample size of approximately 20 000 was selected

# QES Coverage

## INCLUDES



## EXCLUDES



Agriculture, hunting, forestry and fishing



The informal business sector



Private households

\* Administrative data from DMRE

IMPROVING LIVES THROUGH DATA ECOSYSTEMS



**stats sa**

Department:  
Statistics South Africa  
REPUBLIC OF SOUTH AFRICA

# QES Variables

*Estimates are published on a quarter lag (SDDS)*

*Number of employees*

as at the **last month** of the  
reference quarter



*Average monthly  
earnings*

for **the middle month** of the  
reference quarter

*Gross earnings*

for the **three months** of the  
reference quarter

IMPROVING LIVES THROUGH DATA ECOSYSTEMS



stats sa

Department:  
Statistics South Africa  
REPUBLIC OF SOUTH AFRICA



# Employment Results Q3:2025

IMPROVING LIVES THROUGH DATA ECOSYSTEMS



**stats sa**

Department:  
Statistics South Africa  
REPUBLIC OF SOUTH AFRICA






# EMPLOYMENT RESULTS

The number of employed persons **increased** by **29 000** from **10 520 000** in Q2:2025 to **10 549 000** in Q3:2025.

There was an **increase** of **29 000** jobs (or **0,3%**) in Q3:2025 compared to the previous quarter.



Year-on-year there was an annual **decrease** of **79 000** jobs (or **-0,7%**) in Q3:2025 compared with the corresponding quarter of the previous year.

IMPROVING LIVES THROUGH DATA ECOSYSTEMS



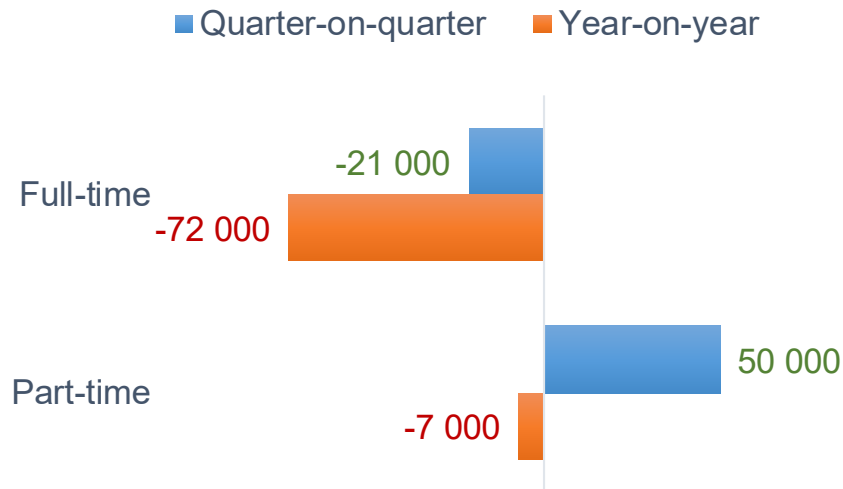
**stats sa**

Department:  
Statistics South Africa  
REPUBLIC OF SOUTH AFRICA

# EMPLOYMENT RESULTS

Full-time employment **decreased** from 9 426 000 in Q2:2025 to 9 405 000 in Q3:2025.

Part-time employment **increased** from 1 094 000 in Q2:2025 to 1 144 000 in Q3:2025.



There was a quarter-on-quarter **decrease** of **21 000** full-time jobs. Year-on-year full-time jobs **decreased** by **72 000**.

Part-time jobs **increased** by **50 000** quarter-on-quarter and year-on-year there was a **decrease** of **7 000** jobs.

## Quarter-on-quarter changes in employment by industry

Community service reported the most significant **increase**, with **39 000** jobs added, followed by trade, which gained **6 000** jobs. Mining industry **increased** by **5 000** jobs. Even though total employment has increased, there were job **losses** reported by business services with **12 000** jobs, followed by manufacturing which lost **5 000** jobs and construction saw a decline of **4 000**. Electricity and transport industries remain unchanged for the quarter.

Quarter-on-quarter Industry	Number of employees		
	Full-time	Part-time	All employees
Community services	-3 000	42 000	39 000
Trade	-2 000	8 000	6 000
Mining*	5 000		5 000
Transport	0	0	0
Electricity	0	0	0
Construction	1 000	-5 000	-4 000
Manufacturing	-4 000	-1 000	-5 000
Business services	-18 000	6 000	-12 000
<b>Total</b>	<b>-21 000</b>	<b>50 000</b>	<b>29 000</b>

*\*Data for mining industry is not available separately for part-time*

IMPROVING LIVES THROUGH DATA ECOSYSTEMS



**stats sa**

Department:  
Statistics South Africa  
REPUBLIC OF SOUTH AFRICA



## Year-on-year changes in employment by industry

Year-on-year employment **decreased** by **79 000**, which was driven primarily by community services, manufacturing, construction, trade, and transport industries.

Gains were reported in business services, electricity and mining industries.

Year-on-year Industry	Number of employees		
	Full-time	Part-time	All employees
Community services	-24 000	-21 000	-45 000
Manufacturing	-22 000	-4 000	-26 000
Construction	-13 000	-7 000	-20 000
Trade	-11 000	4 000	-7 000
Transport	-1 000	-1 000	-2 000
Mining*	2 000		2 000
Electricity	2 000	1 000	3 000
Business services	-5 000	21 000	16 000
<b>Total</b>	<b>-72 000</b>	<b>-7 000</b>	<b>-79 000</b>

*\*Data for mining industry is not available separately for part-time*

IMPROVING LIVES THROUGH DATA ECOSYSTEMS

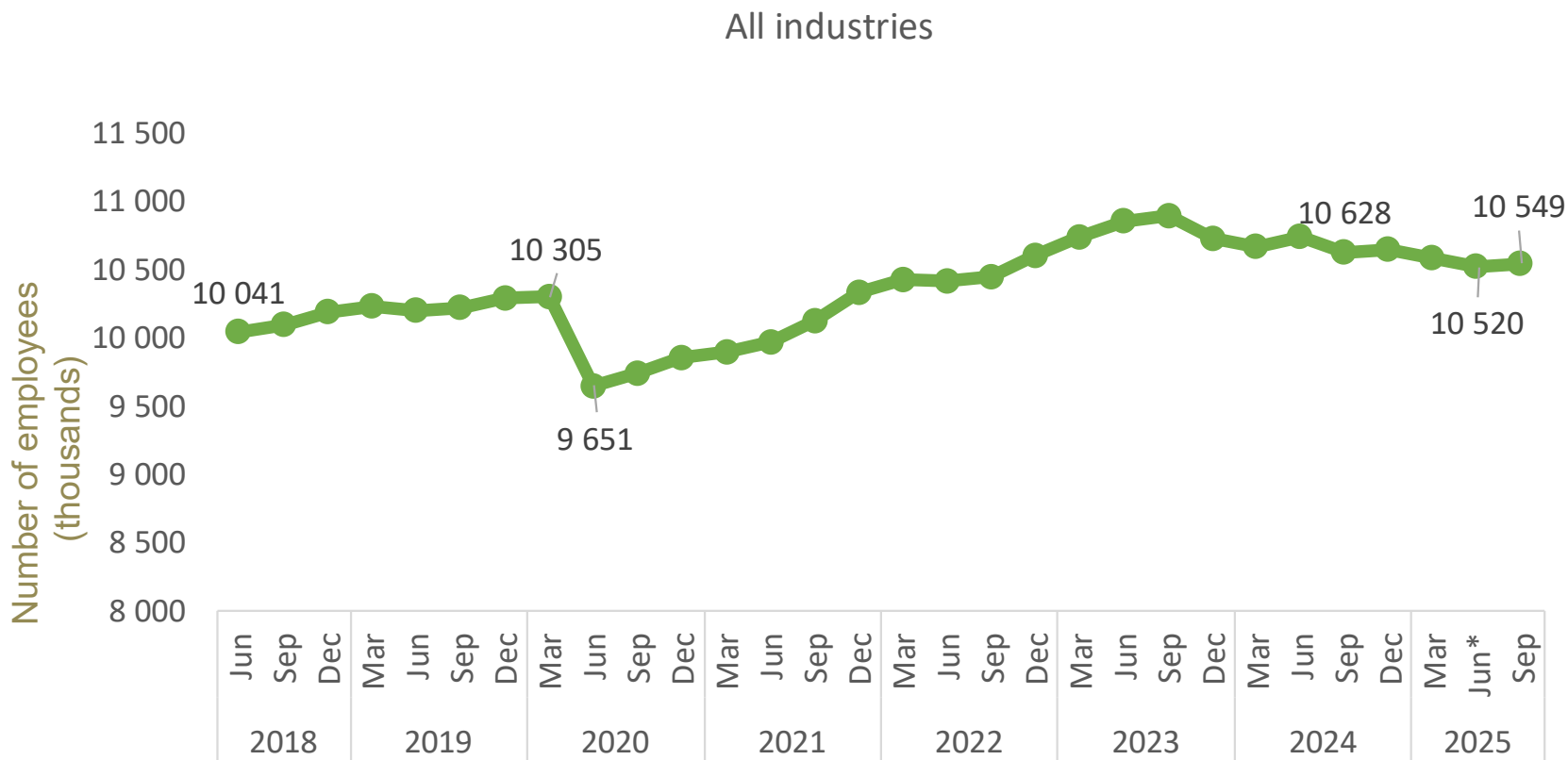


**stats sa**

Department:  
Statistics South Africa  
REPUBLIC OF SOUTH AFRICA

# All industries (Total)

The total number of employees **increased** by **29 000** in Q3:2025 compared with Q2:2025. Year-on-year total employment for all industries **decreased** by **79 000** compared with same quarter of the previous year.



\* Revised estimates

IMPROVING LIVES THROUGH DATA ECOSYSTEMS



**stats sa**

Department:  
Statistics South Africa  
REPUBLIC OF SOUTH AFRICA

# Mining

In Q3:2025, mining industry gained 5 000 jobs. Year-on-year the industry added 2 000 jobs compared to the same quarter of the previous year.



\* Revised estimates

IMPROVING LIVES THROUGH DATA ECOSYSTEMS



**stats sa**

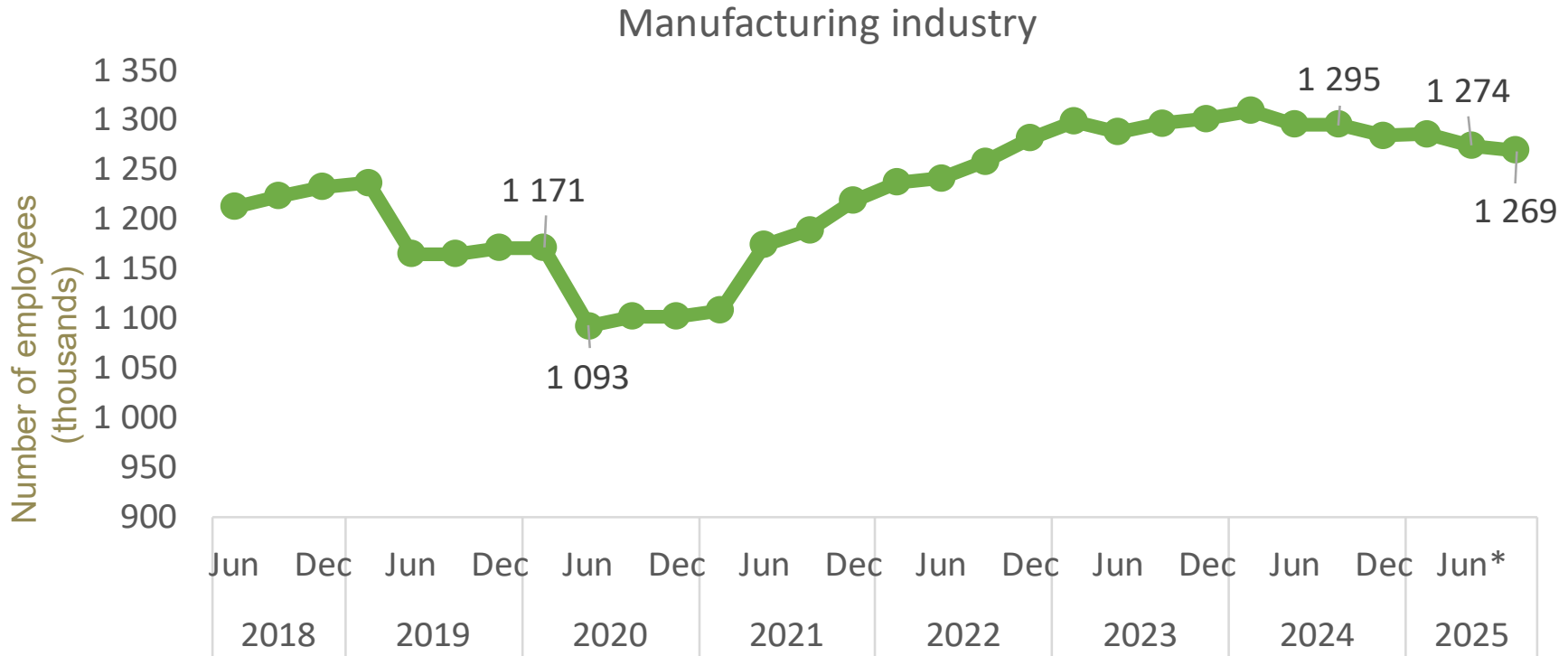
Department:  
Statistics South Africa  
REPUBLIC OF SOUTH AFRICA



# Manufacturing

Manufacturing industry **decreased** by **5 000** jobs in Q3:2025.

Year-on-year, the industry saw an annual decrease of **26 000** jobs compared to same quarter of 2024.



\* Revised estimates

IMPROVING LIVES THROUGH DATA ECOSYSTEMS

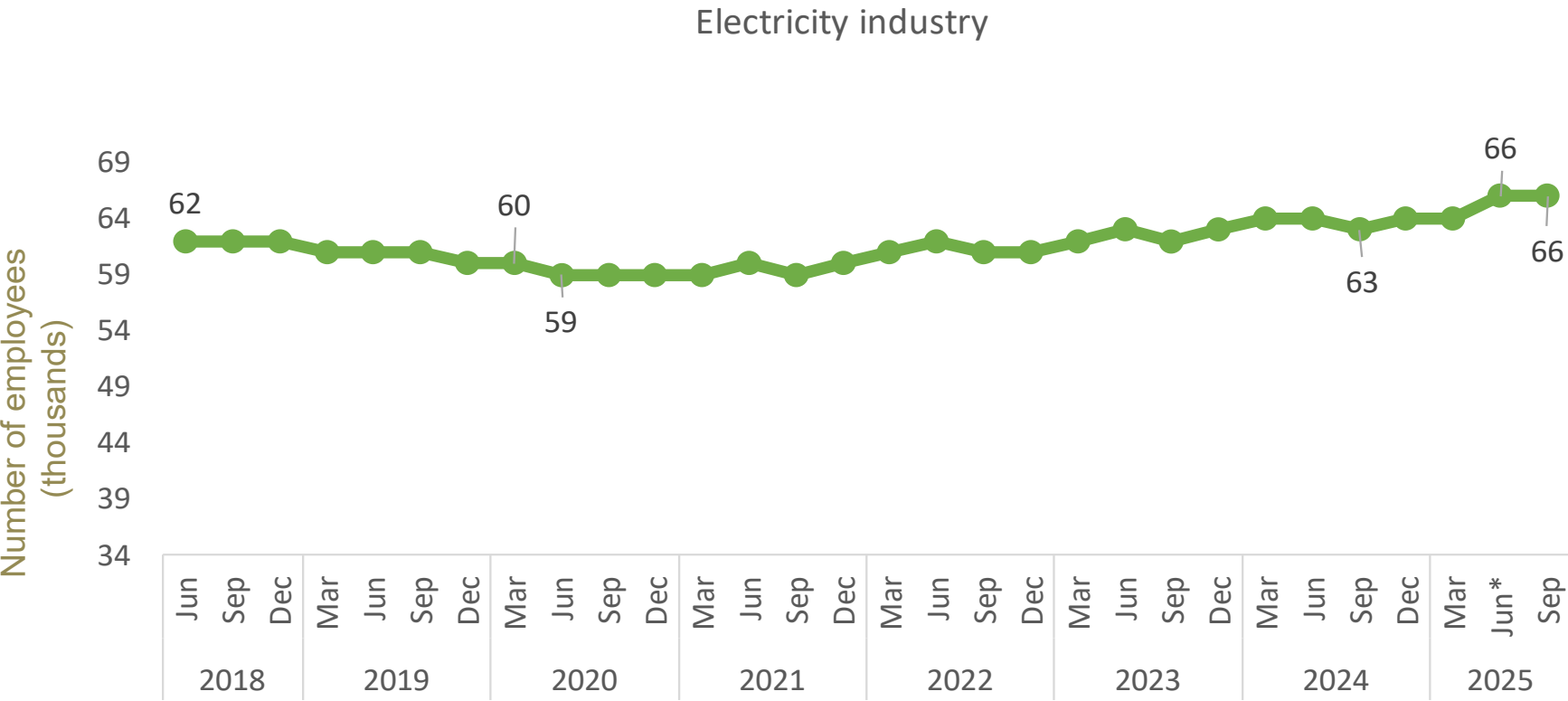


**stats sa**

Department:  
Statistics South Africa  
REPUBLIC OF SOUTH AFRICA

# Electricity

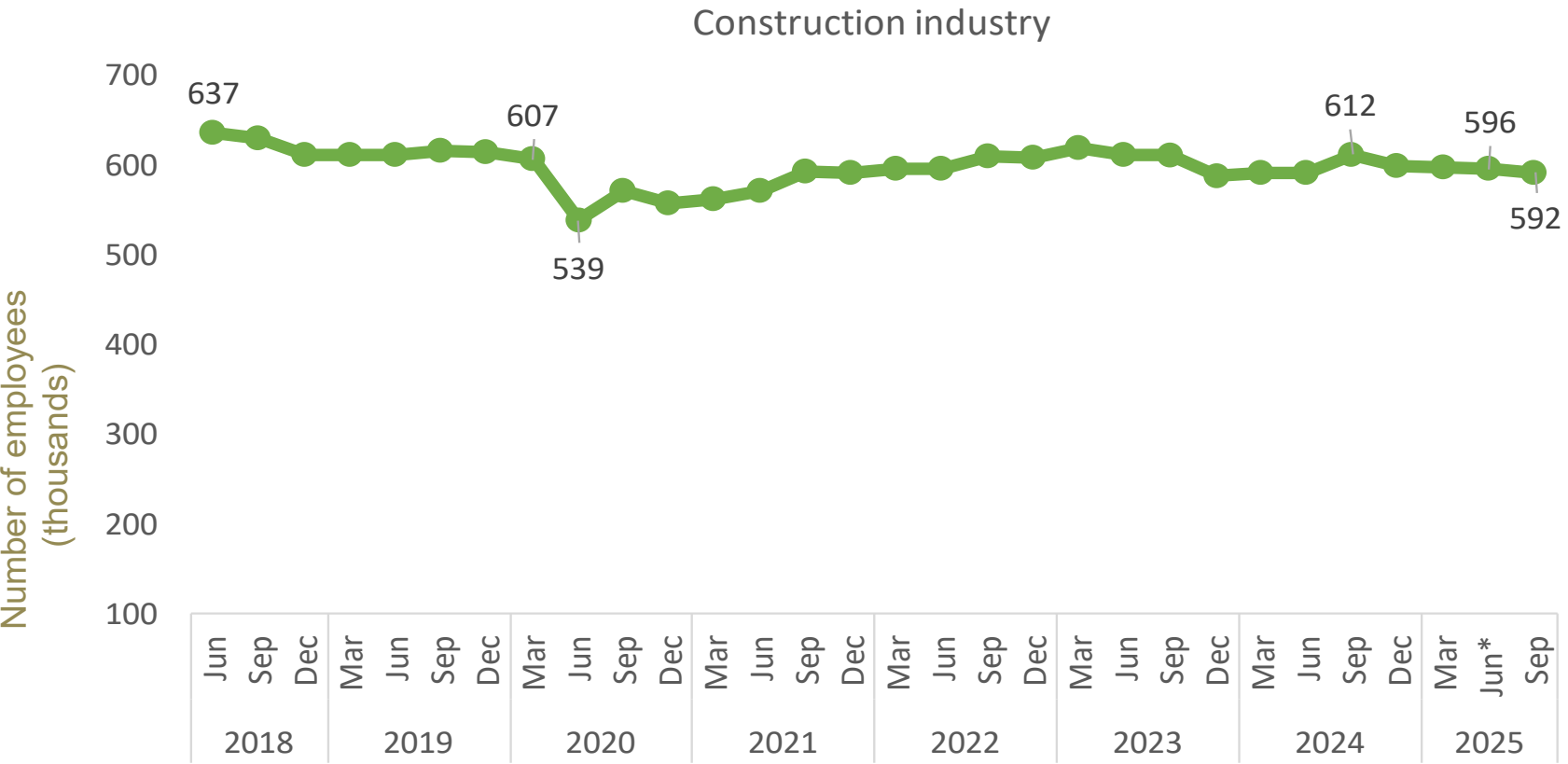
The electricity industry reported no change in the third quarter of 2025 compared to Q2:2025. Year-on-year the industry increased by 3 000 jobs when comparing Q3:2025 with the previous quarter.



\* Revised estimates

# Construction

The construction industry **decreased** by **4 000** jobs in the second quarter of 2025. The industry **lost 20 000** jobs when compared with same quarter of the previous year.

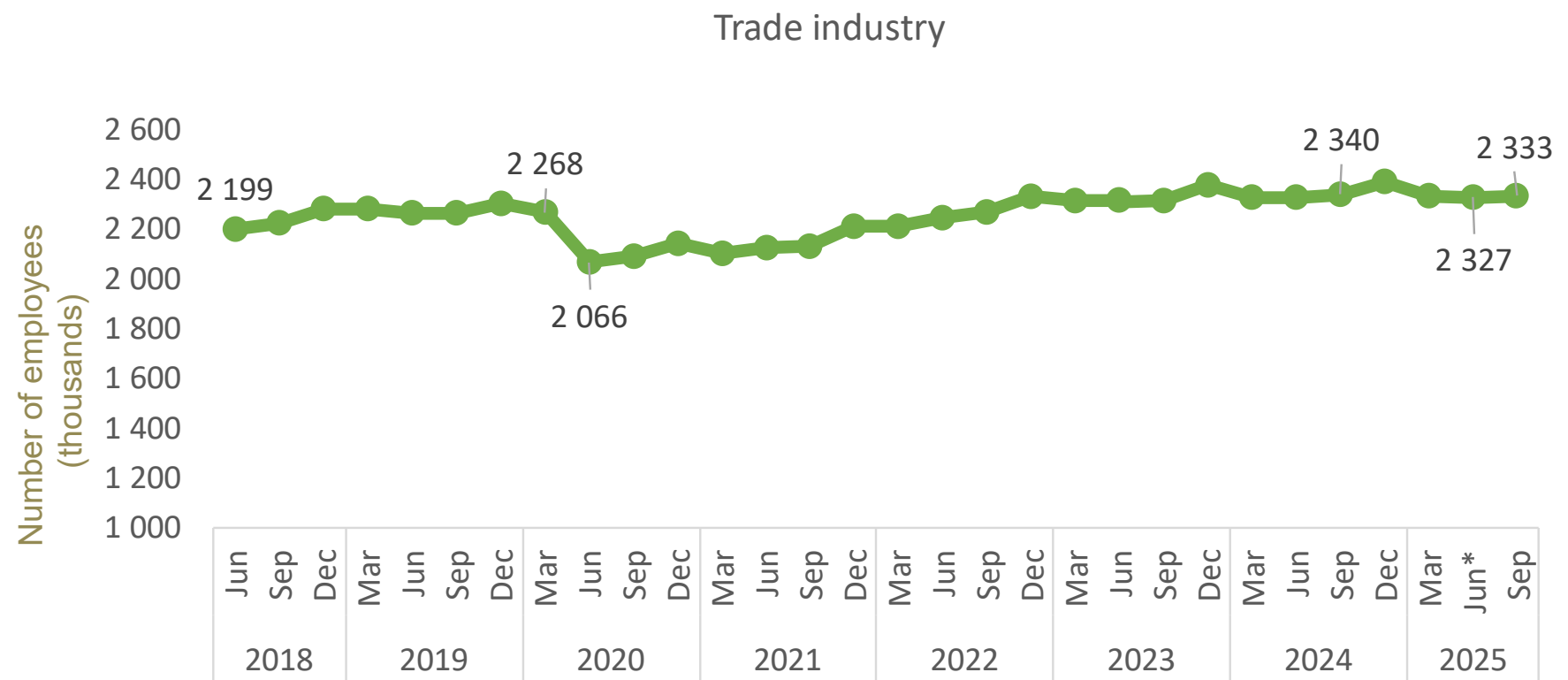


\* Revised estimates



# Trade

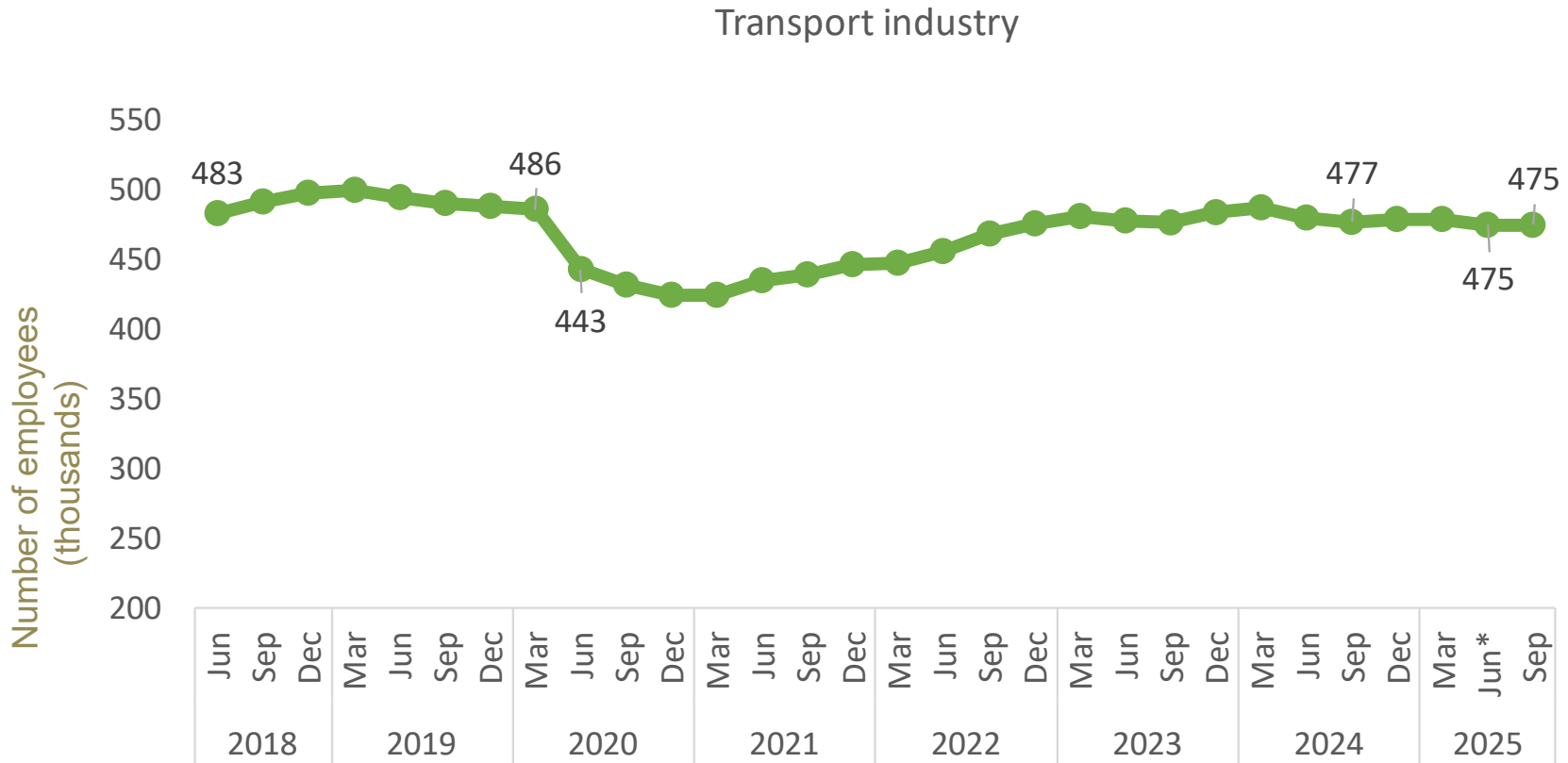
The trade industry added 6 000 jobs in Q3:2025.  
Year-on-year, the industry lost 7 000 jobs compared to the same quarter of the previous year.



\* Revised estimates

# Transport

The transport industry remained unchanged in Q3:2025, compared to the previous quarter. The industry **lost 2 000** jobs compared with the same quarter of the previous year.



\* Revised estimates

IMPROVING LIVES THROUGH DATA ECOSYSTEMS



stats sa

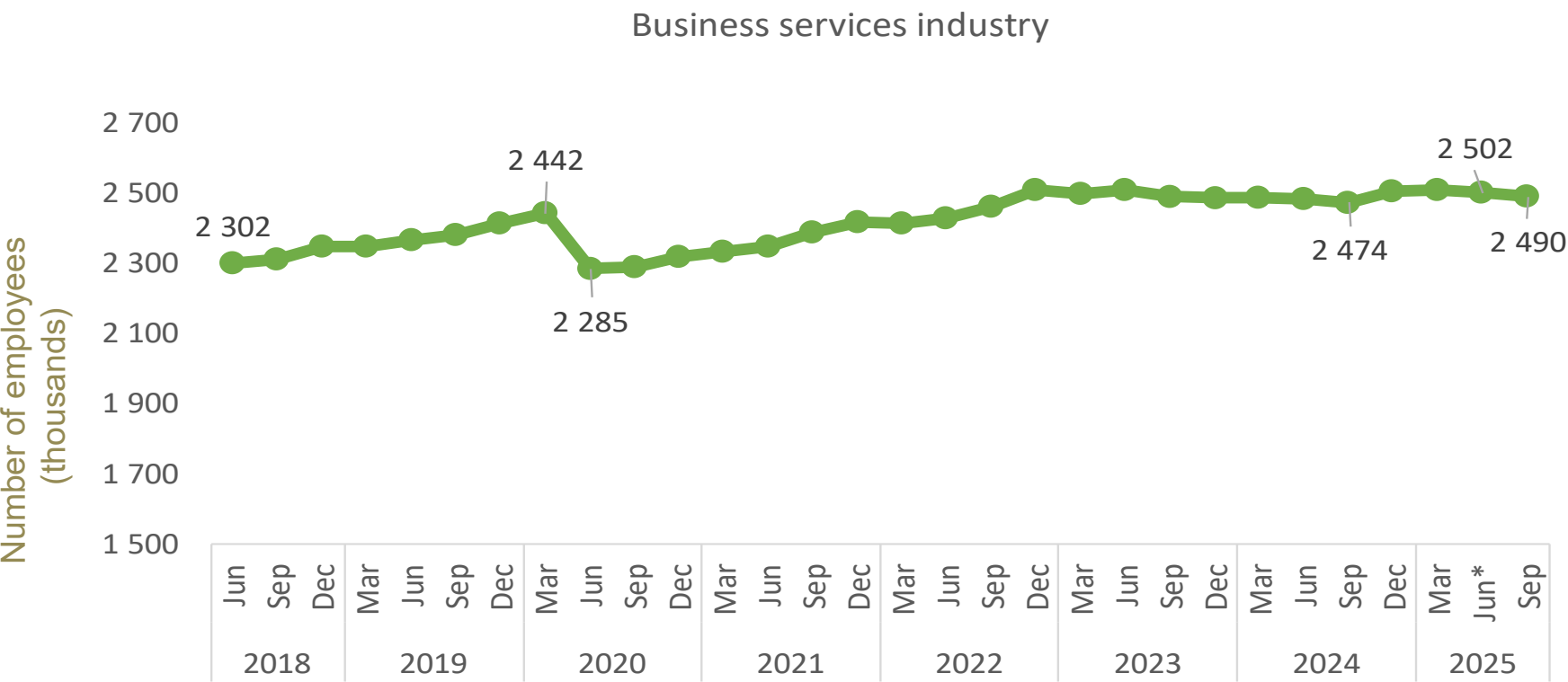
Department:  
Statistics South Africa  
REPUBLIC OF SOUTH AFRICA



# Business services

The business services industry saw a **decrease** of **12 000** jobs in Q3:2025, compared to the previous quarter.

Year-on-year the industry **gained 16 000** jobs compared to same quarter of the previous year.



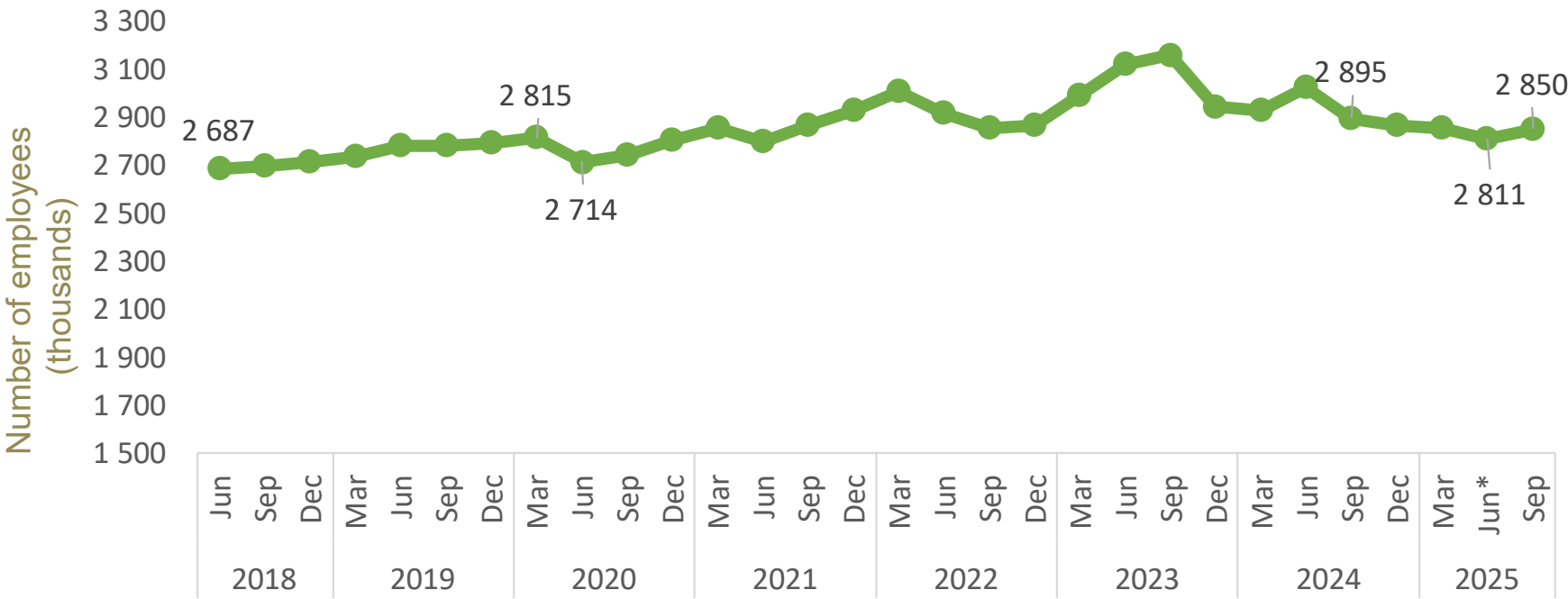
\* Revised estimates

# Community services

The community services industry **increased** by **39 000** jobs in Q3:2025, compared to the previous quarter.


Year-on-year the industry saw an annual **decline** of **45 000** jobs compared to the same quarter of 2025.

Community services industry



\* Revised estimates





# Gross Earnings Results Q3:2025

IMPROVING LIVES THROUGH DATA ECOSYSTEMS



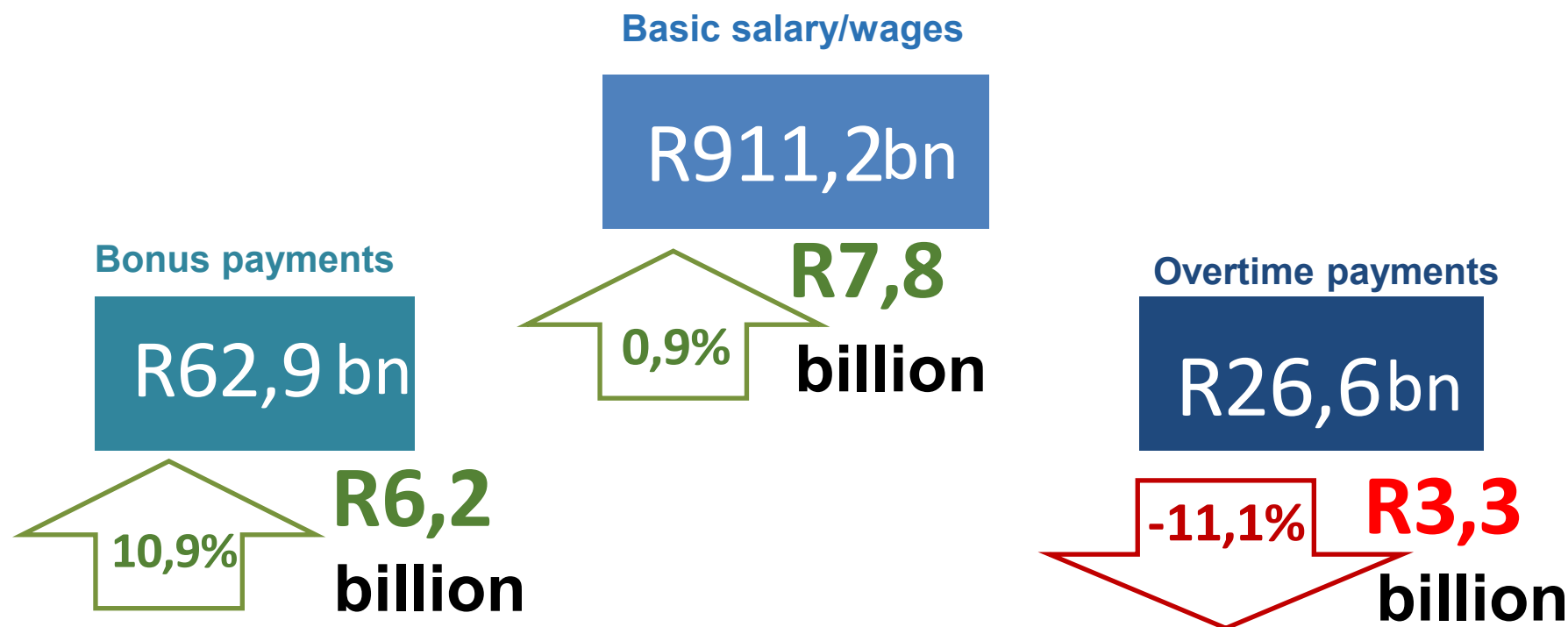
**stats sa**

Department:  
Statistics South Africa  
REPUBLIC OF SOUTH AFRICA



## Changes in gross earnings

Gross earnings increased by **R10,7** billion (or **1,1%**) reaching **R1 000,7** billion compared to Q2:2025 ( **R990,0** billion). Basic salaries rose by **R7,8** billion (or **0,9%**), and bonus payments increased by **R6,2** billion (or **10,9%**). However, overtime payments saw a decline of **R3,3** billion (or **-11,1%**).



IMPROVING LIVES THROUGH DATA ECOSYSTEMS



stats sa

Department:  
Statistics South Africa  
REPUBLIC OF SOUTH AFRICA



## Quarter-on-quarter changes in gross earnings by industry

Gross earnings in Q3:2025 **increased** due to basic salary payments by **R7,8** billion as well as bonus payments by **R6,2** billion. Overtime payments declined by **R3,3** billion.

Quarter-on-quarter Industry	Gross earnings (R' 000)			
	Basic Salary/Wages	Bonus Payments	Overtime Payments	Total Gross Earnings
Business services	-745 000	8 777 000	-1 480 000	6 552 000
Community services	1 683 000	1 593 000	-507 000	2 769 000
Mining*	1 736 000			1 736 000
Manufacturing	1 709 000	-842 000	-382 000	485 000
Electricity	435 000	-56 000	-119 000	260 000
Construction	962 000	-652 000	-172 000	138 000
Trade	1 995 000	-1 548 000	-491 000	-44 000
Transport	40 000	-1 080 000	-162 000	-1 202 000
<b>Total</b>	<b>7 815 000</b>	<b>6 192 000</b>	<b>-3 313 000</b>	<b>10 694 000</b>

\*Data for mining industry is not available separately for bonuses & overtime payments

IMPROVING LIVES THROUGH DATA ECOSYSTEMS



stats sa

Department:  
Statistics South Africa  
REPUBLIC OF SOUTH AFRICA



## Year-on-year changes in gross earnings by industry

Year-on-year gross earnings **increased** by **R31,2** billion (or **3,2%**). **Increases** were due to basic salary payments made by **R31,0** billion. Bonus payments rose by **R2,2** billion and overtime payments reported a **decrease** of **R2,0** billion.

Year-on-year Industry	Gross earnings (R' 000)			Total Gross Earnings
	Basic Salary/Wages	Bonus Payments	Overtime Payments	
Community services	10 954 000	729 000	-646 000	11 037 000
Trade	6 236 000	115 000	-87 000	6 264 000
Business services	5 135 000	644 000	-1 231 000	4 548 000
Manufacturing	2 921 000	764 000	27 000	3 712 000
Construction	1 814 000	223 000	-82 000	1 955 000
Mining*	1 699 000			1 699 000
Electricity	1 203 000	-9 000	64 000	1 258 000
Transport	1 025 000	-252 000	-16 000	757 000
<b>Total</b>	<b>30 987 000</b>	<b>2 214 000</b>	<b>-1 971 000</b>	<b>31 230 000</b>

*\*Data for mining industry is not available separately for bonuses & overtime payments*

IMPROVING LIVES THROUGH DATA ECOSYSTEMS



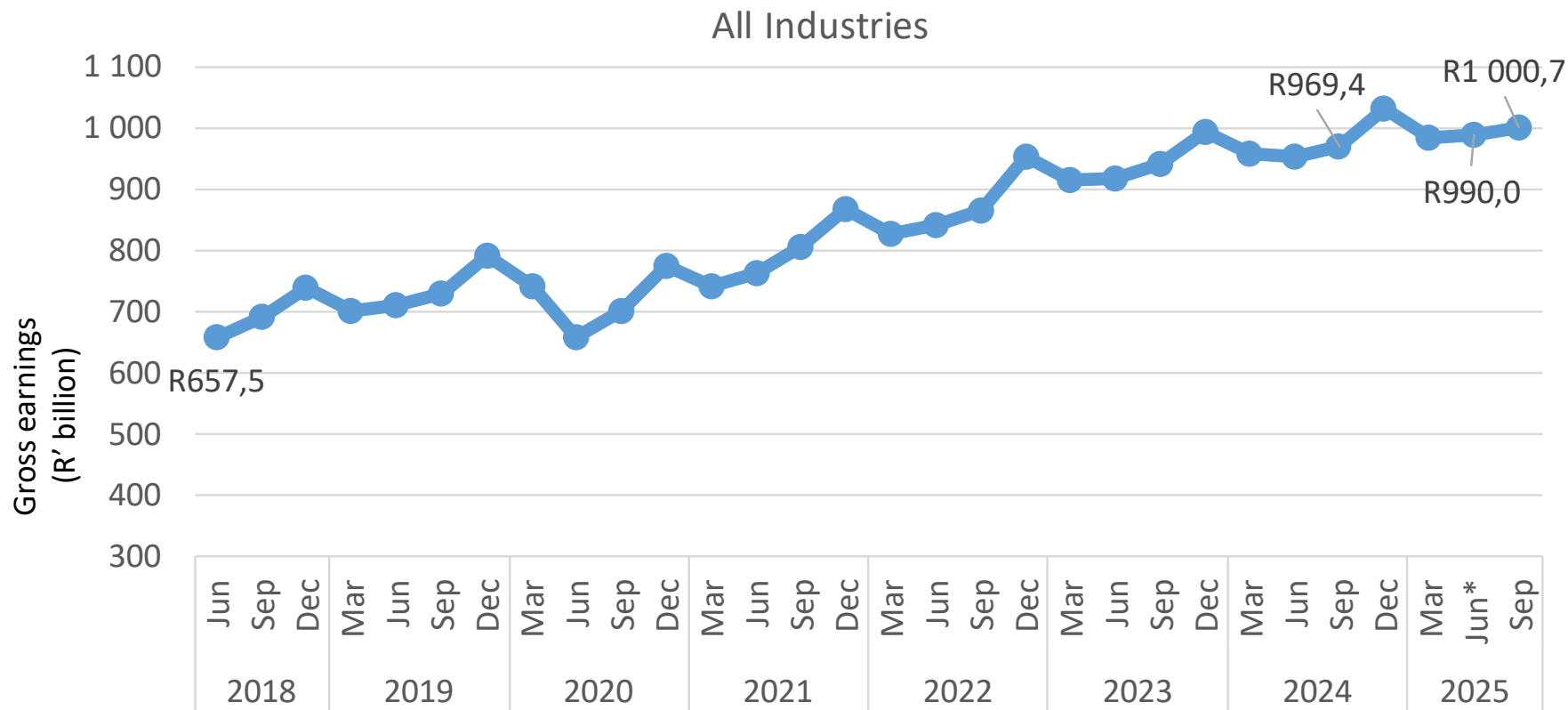
**stats sa**

Department:  
Statistics South Africa  
REPUBLIC OF SOUTH AFRICA



# All industries (Total)

Gross earnings for all industries **increased** by **R10,7**billion in the Q3:2025.



\* Revised estimates

IMPROVING LIVES THROUGH DATA ECOSYSTEMS

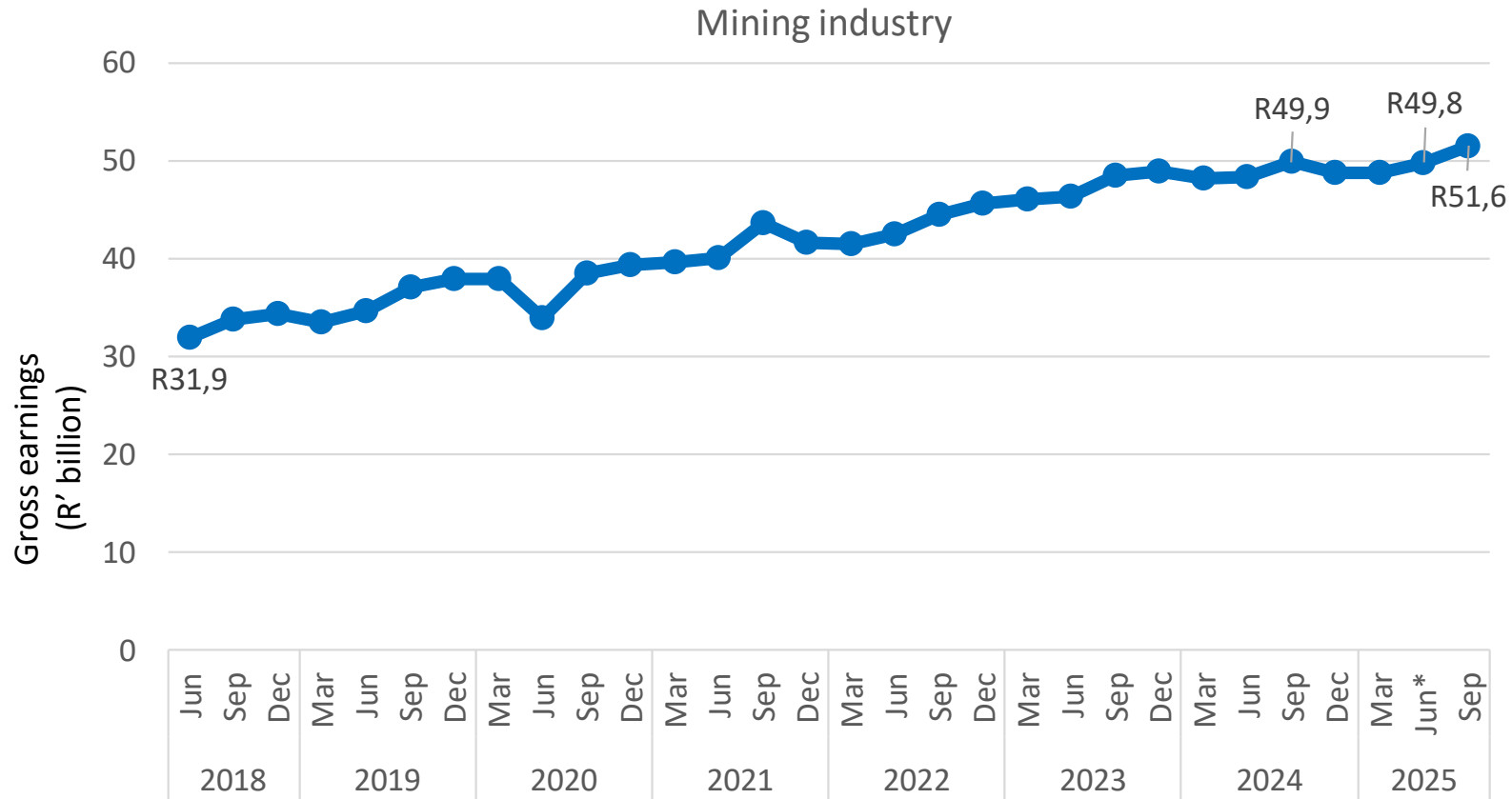


**stats sa**

Department:  
Statistics South Africa  
REPUBLIC OF SOUTH AFRICA

# Mining

Gross earnings paid in the mining industry **increased** by **R1,7** billion in Q3:2025.



\* Revised estimates

IMPROVING LIVES THROUGH DATA ECOSYSTEMS

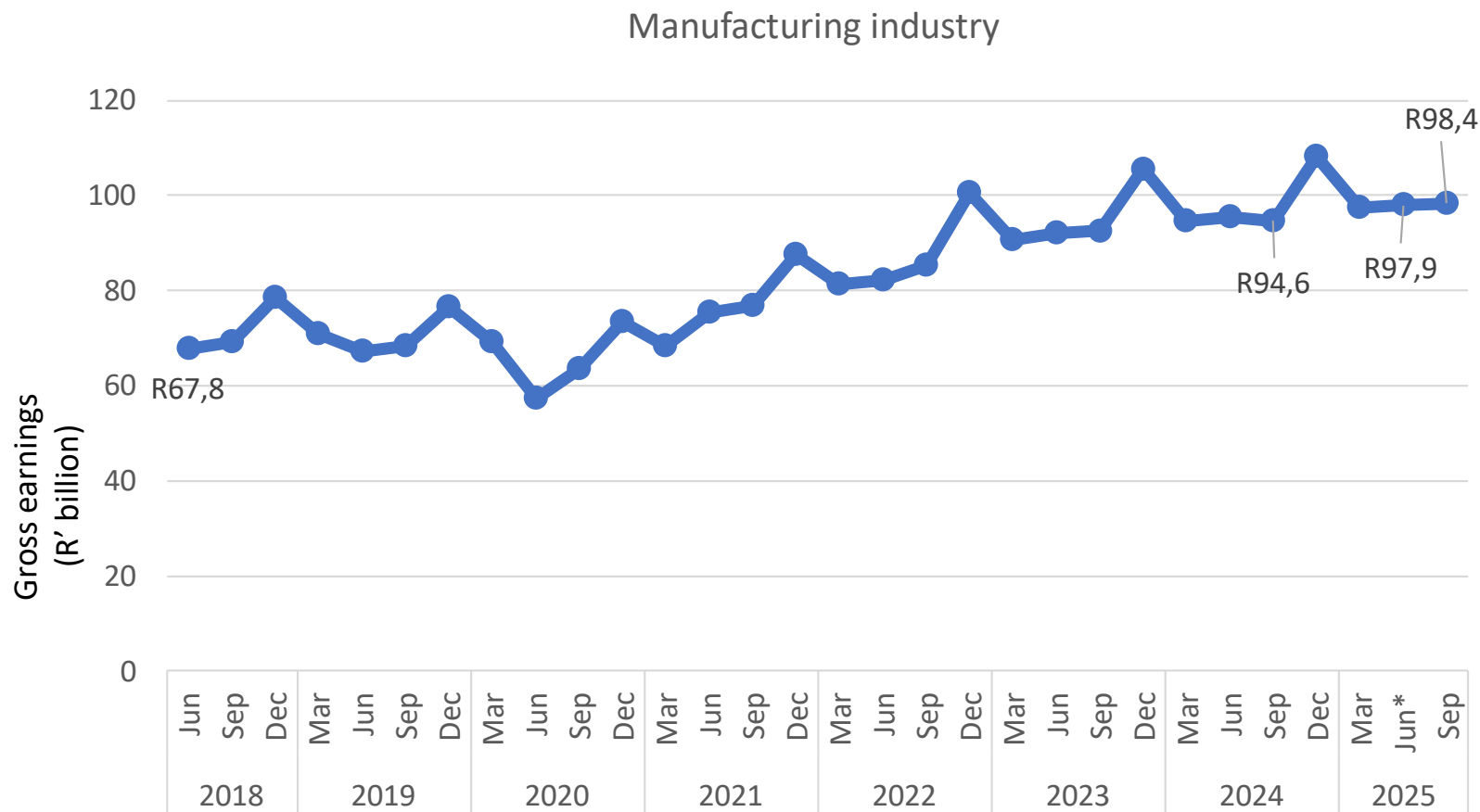


**stats sa**

Department:  
Statistics South Africa  
REPUBLIC OF SOUTH AFRICA

# Manufacturing

Gross earnings paid in the manufacturing industry **increased** by **R485** million in Q3:2025.



\* Revised estimates

IMPROVING LIVES THROUGH DATA ECOSYSTEMS

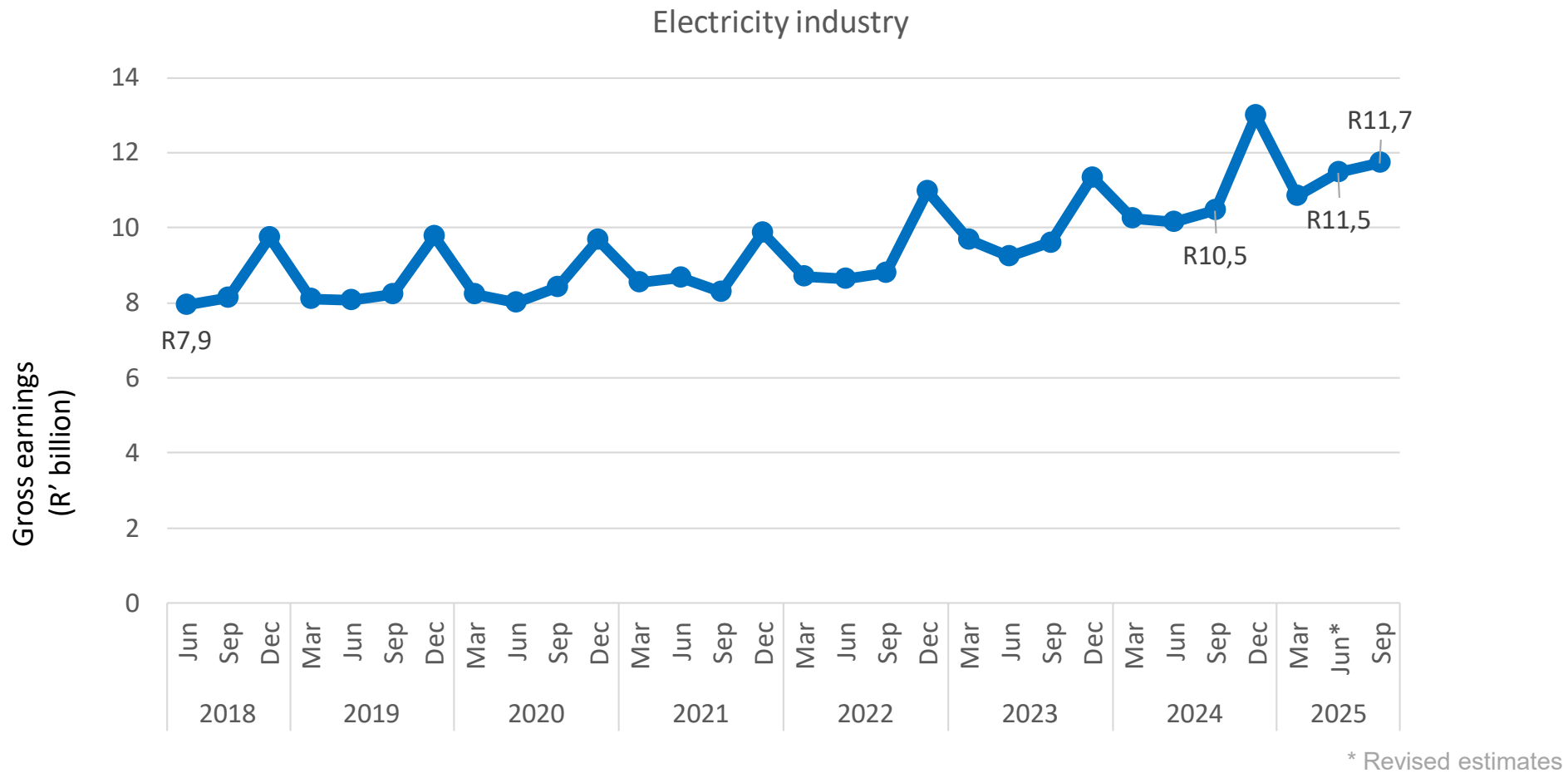


**stats sa**

Department:  
Statistics South Africa  
REPUBLIC OF SOUTH AFRICA

# Electricity

Gross earnings paid in the electricity industry **increased** by **R260** million in Q3:2025.



IMPROVING LIVES THROUGH DATA ECOSYSTEMS



**stats sa**

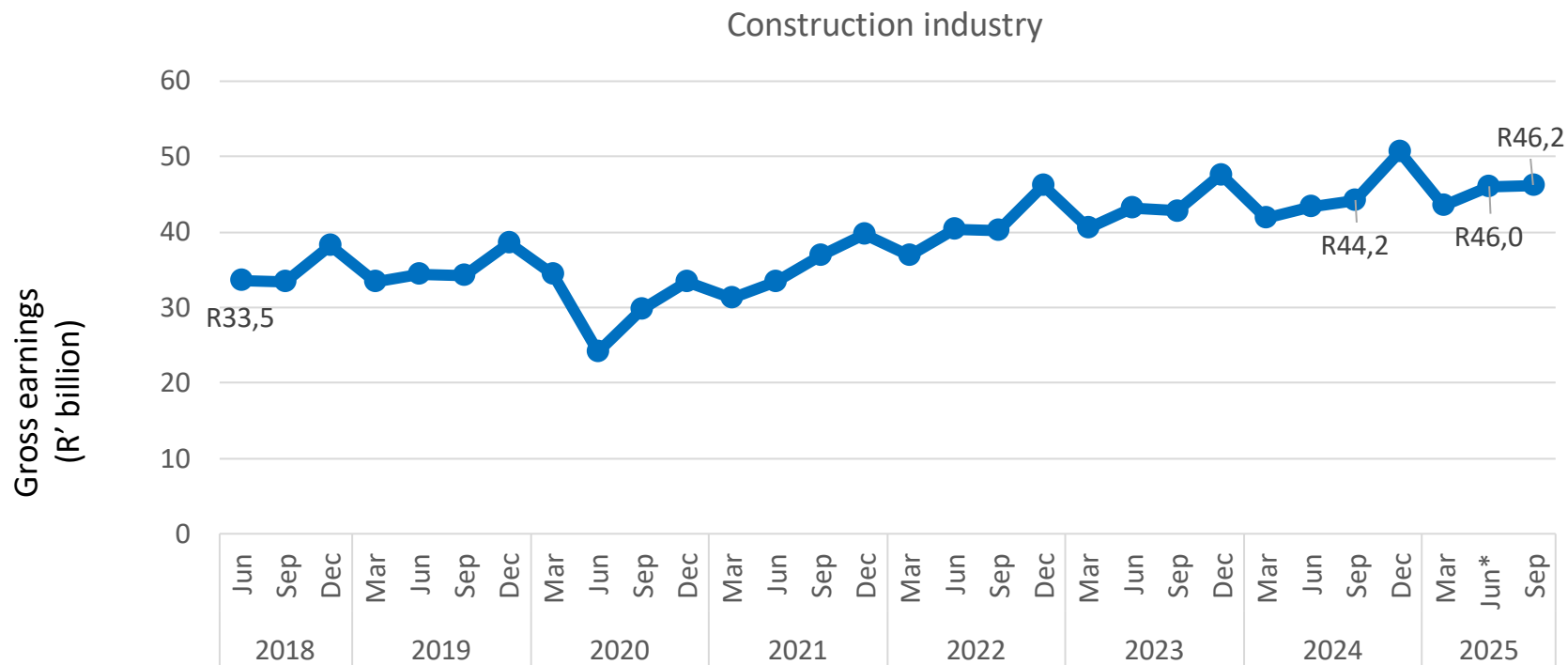
Department:  
Statistics South Africa  
REPUBLIC OF SOUTH AFRICA





# Construction

Gross earnings paid in the construction industry **increased** by **R138** million in Q3:2025.



\* Revised estimates

IMPROVING LIVES THROUGH DATA ECOSYSTEMS



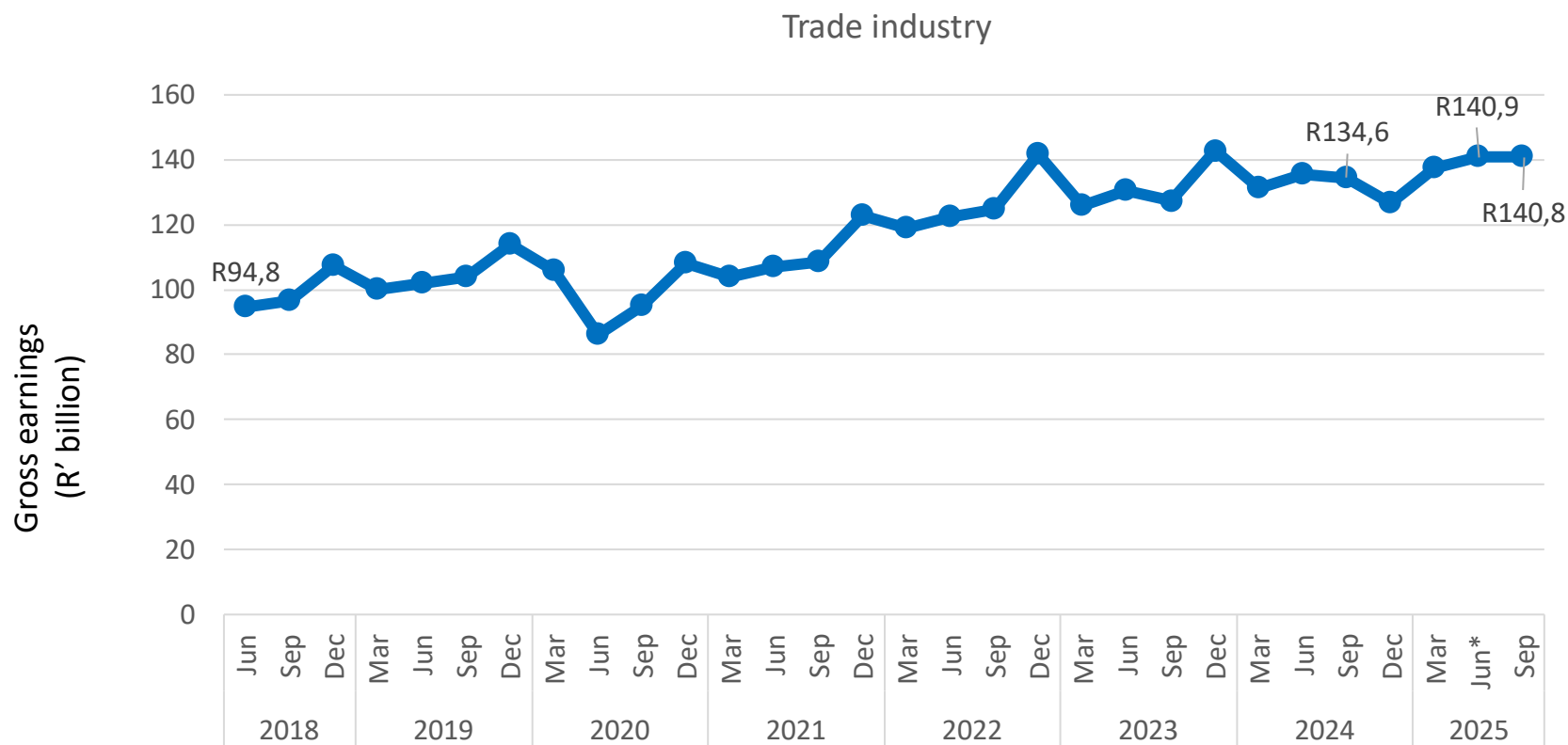
**stats sa**

Department:  
Statistics South Africa  
REPUBLIC OF SOUTH AFRICA



# Trade

Gross earnings paid in the trade industry **declined** by **R44** billion in Q3:2025.



\* Revised estimates

IMPROVING LIVES THROUGH DATA ECOSYSTEMS



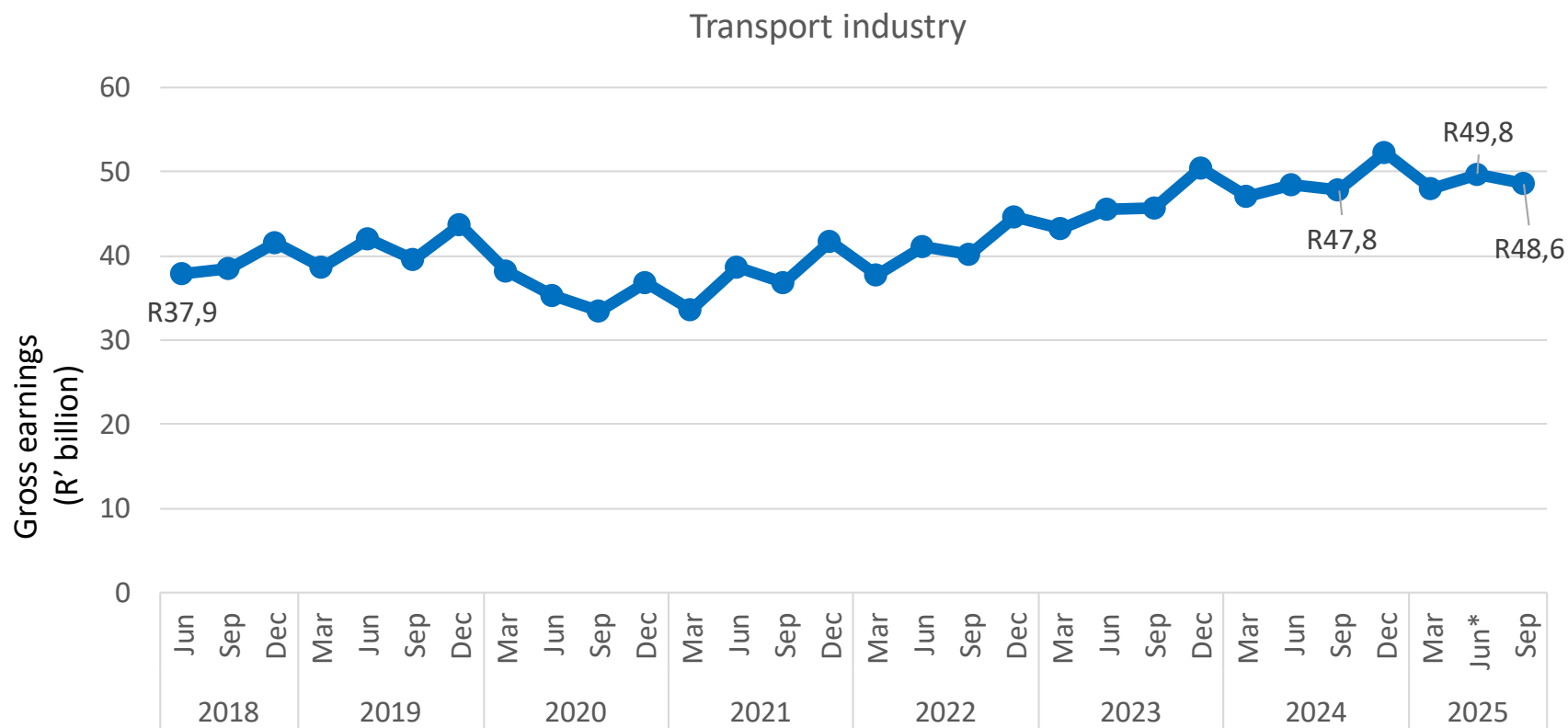
stats sa

Department:  
Statistics South Africa  
REPUBLIC OF SOUTH AFRICA



# Transport

Gross earnings paid in the transport industry **decreased** by **R1,2** billion in Q3:2025.



\* Revised estimates

IMPROVING LIVES THROUGH DATA ECOSYSTEMS



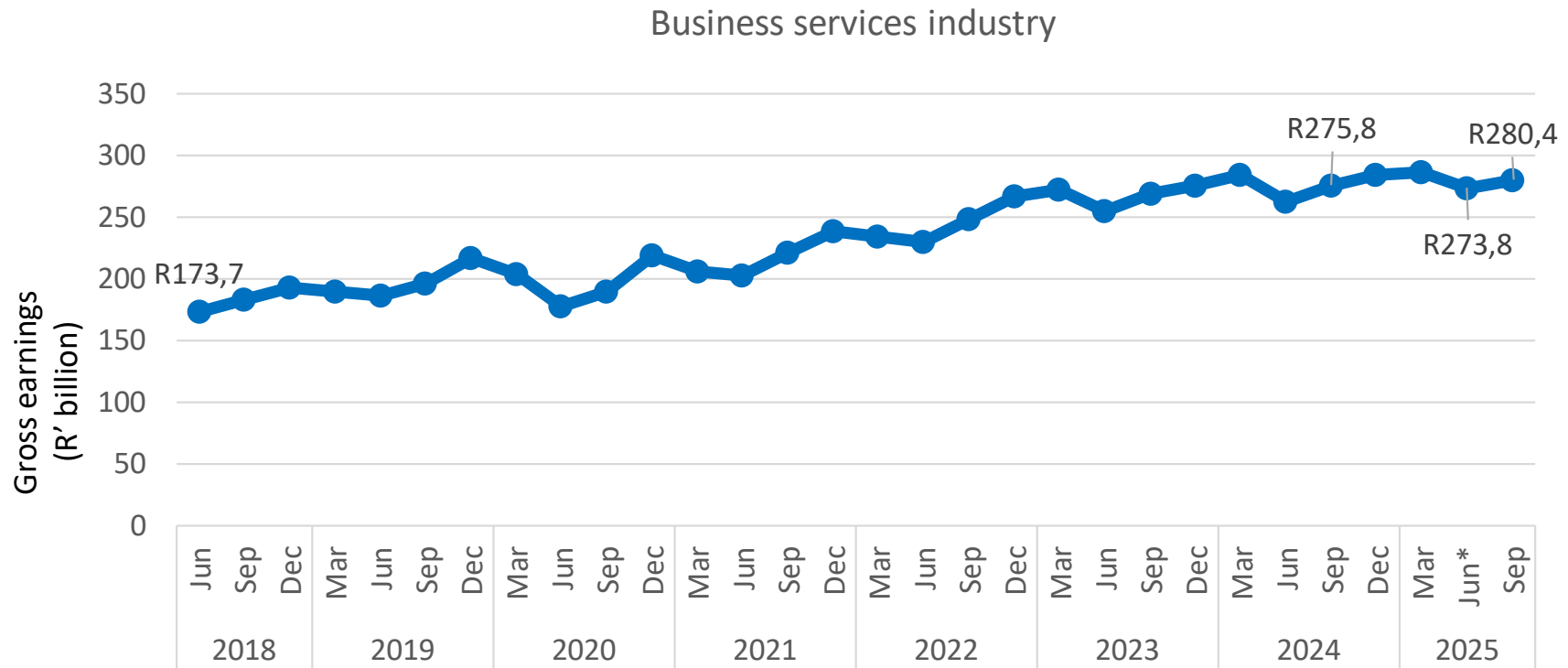
stats sa

Department:  
Statistics South Africa  
REPUBLIC OF SOUTH AFRICA



# Business services

Gross earnings paid in the business services industry **rose** by **R6,6** billion in Q3:2025.



\* Revised estimates

IMPROVING LIVES THROUGH DATA ECOSYSTEMS

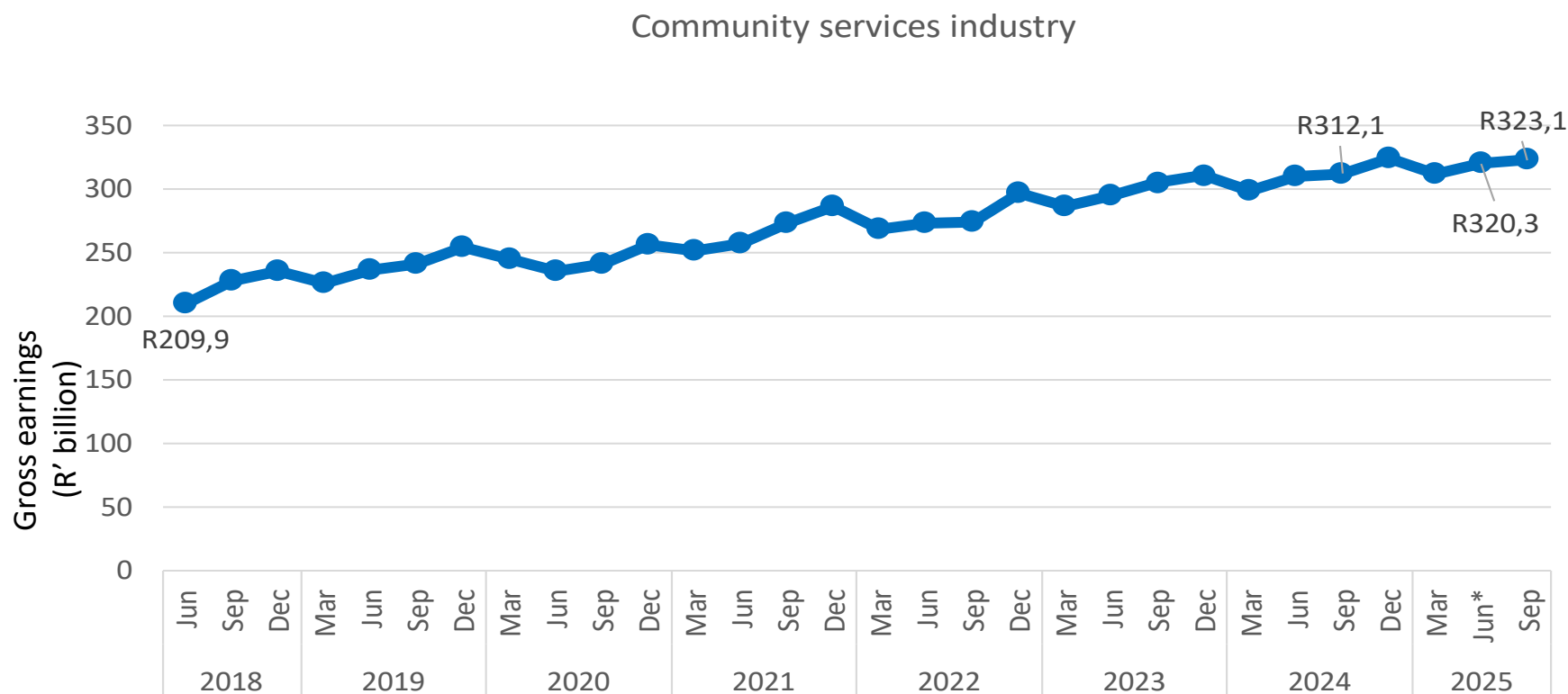


**stats sa**

Department:  
Statistics South Africa  
REPUBLIC OF SOUTH AFRICA

# Community services

Gross earnings paid in the community services industry **increased** by **R2,8 billion** in Q3:2025.



\* Revised estimates

IMPROVING LIVES THROUGH DATA ECOSYSTEMS



**stats sa**

Department:  
Statistics South Africa  
REPUBLIC OF SOUTH AFRICA





# Average monthly earnings (AME) May 2025

IMPROVING LIVES THROUGH DATA ECOSYSTEMS



**stats sa**

Department:  
Statistics South Africa  
REPUBLIC OF SOUTH AFRICA





# AME RESULTS

AME including bonuses and overtime payments **increased** by **0,3%** from **R29 402** in May 2025 to **R29 490** in August 2025.

Year-on-year AME **increased** by **4,3%**.

Average monthly earnings (AME)

**R29 490**



IMPROVING LIVES THROUGH DATA ECOSYSTEMS



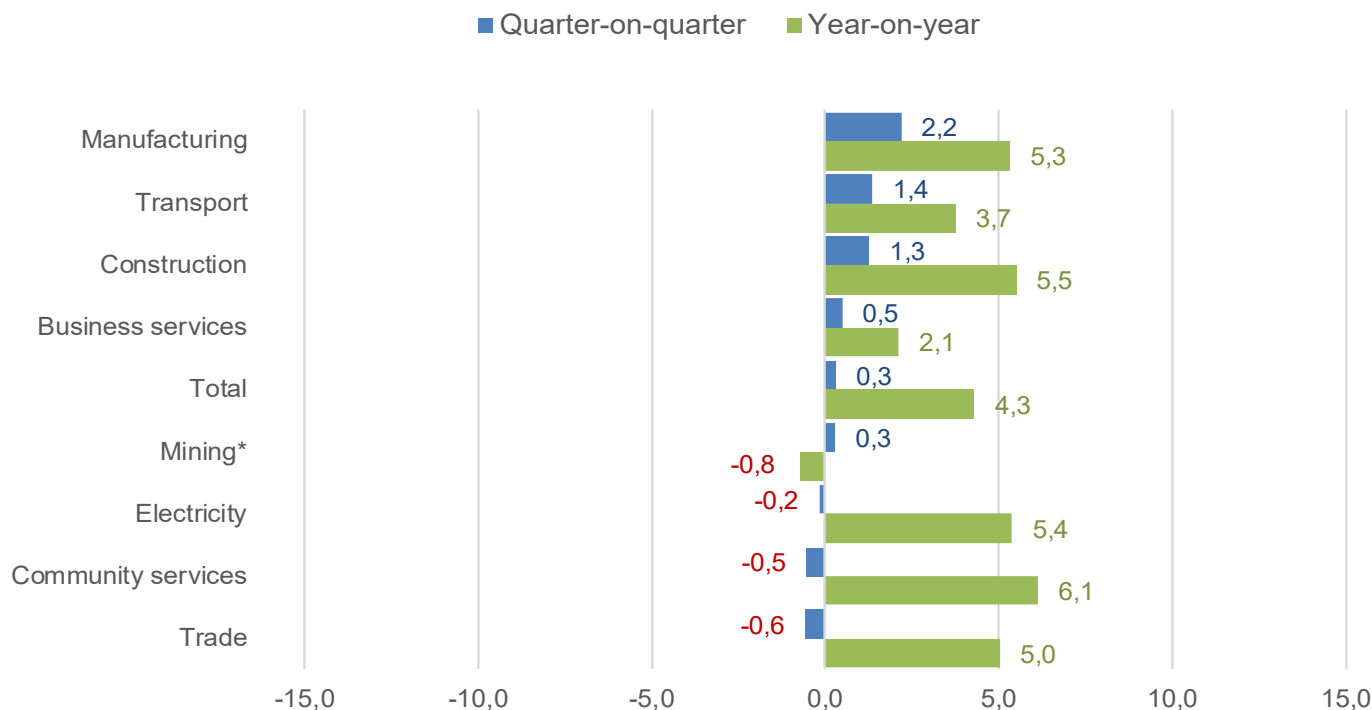
**stats sa**

Department:  
Statistics South Africa  
REPUBLIC OF SOUTH AFRICA

# AME by industry

In August 2025, several industries saw an increase in Average Monthly Earnings (**AME**). The **manufacturing** industry experienced the fastest growth, followed by the **transport, construction** and **business services** sectors. **Trade, community services** and **electricity** declined in the quarter.

On a year-on-year basis, the **community services** industry reported the largest annual increase at **6,1%**, while the **business services** industry had the lowest growth at 2,1%. Conversely, **mining** industry declined year-on-year by **0.8%**.



IMPROVING LIVES THROUGH DATA ECOSYSTEMS

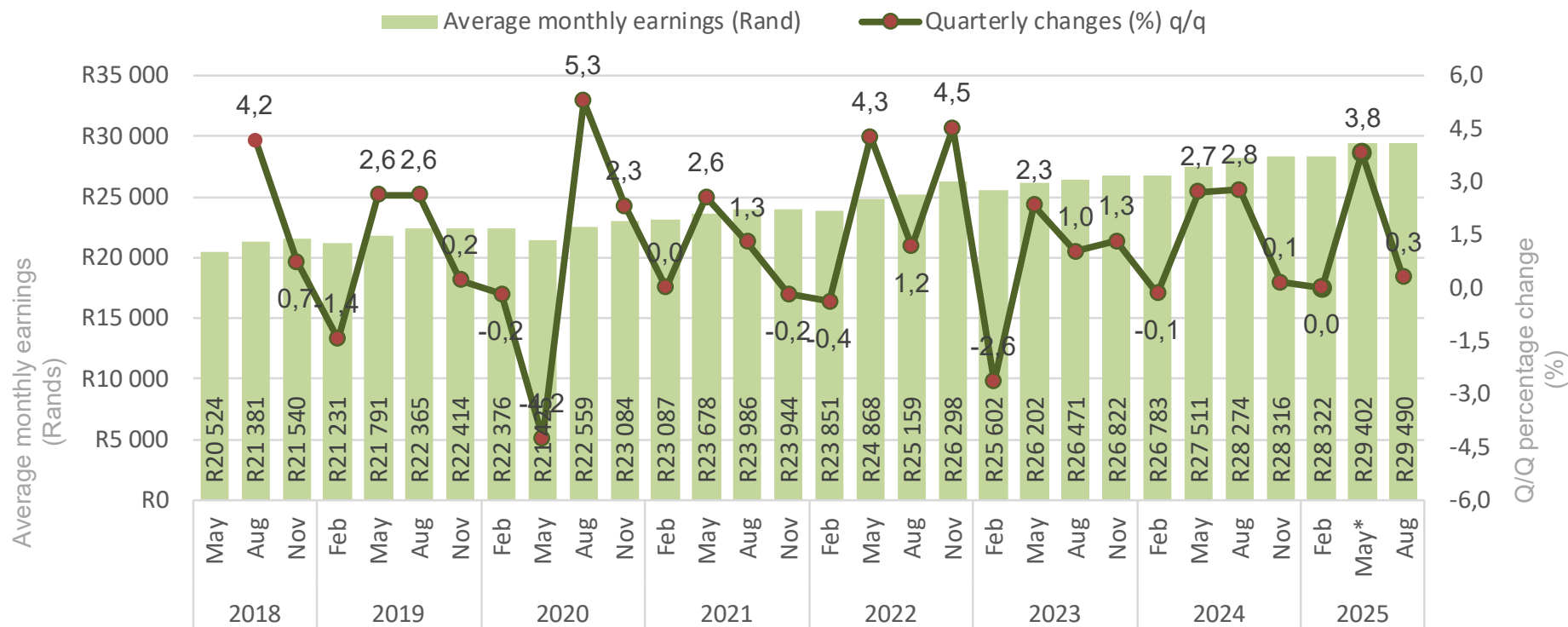


stats sa

Department:  
Statistics South Africa  
REPUBLIC OF SOUTH AFRICA

# AME series

The average monthly earnings (AME) amounted to **R29 490** in August 2025, up from **R29 402** reported in May 2025, which represents an increase of **0,3%**.



\* Revised estimates

IMPROVING LIVES THROUGH DATA ECOSYSTEMS



stats sa

Department:  
Statistics South Africa  
REPUBLIC OF SOUTH AFRICA



# Recap

QES  
Q3:2025



Number of employees  
increased by 29 000 Q/Q &  
decreased by 79 000 Y/Y.



Full-time jobs decreased by  
21 000 Q/Q & decreased  
by 72 000 Y/Y.



\*Part-time jobs increased by  
50 000 Q/Q and decreased by  
7 000 Y/Y.



Average monthly earnings  
increased by 0,3% Q/Q &  
increased by 4,3% Y/Y.



Gross earnings increased by  
R10,7 billion Q/Q & increased  
by R31,2 billion Y/Y.



Basic salaries/wages increased  
by R7,8 billion Q/Q & increased  
by R31,0 billion Y/Y.



\*Bonus payments increased by  
R6,2 billion Q/Q & increased  
by R2,2 billion Y/Y.



\*Overtime payments decreased by  
R3,3 billion Q/Q & decreased by  
R2,0 billion Y/Y.



IMPROVING LIVES THROUGH DATA ECOSYSTEMS



**stats sa**

Department:  
Statistics South Africa  
**REPUBLIC OF SOUTH AFRICA**

