

# Quarterly Employment Statistics

## Results for Q2:2025



**stats sa**

Department:  
Statistics South Africa  
REPUBLIC OF SOUTH AFRICA

IMPROVING LIVES THROUGH DATA ECOSYSTEMS



# QES Background

01

QES is an enterprise-based sample survey

02

QES collects information on employing businesses registered for VAT with annual turnover greater than R300 000

03

Samples are drawn from private non-agricultural businesses e.g. factories, offices, stores.  
National, provincial and local government entities are enumerated

04

Sample size of approximately 20 000 was selected



**stats sa**

Department:  
Statistics South Africa  
**REPUBLIC OF SOUTH AFRICA**

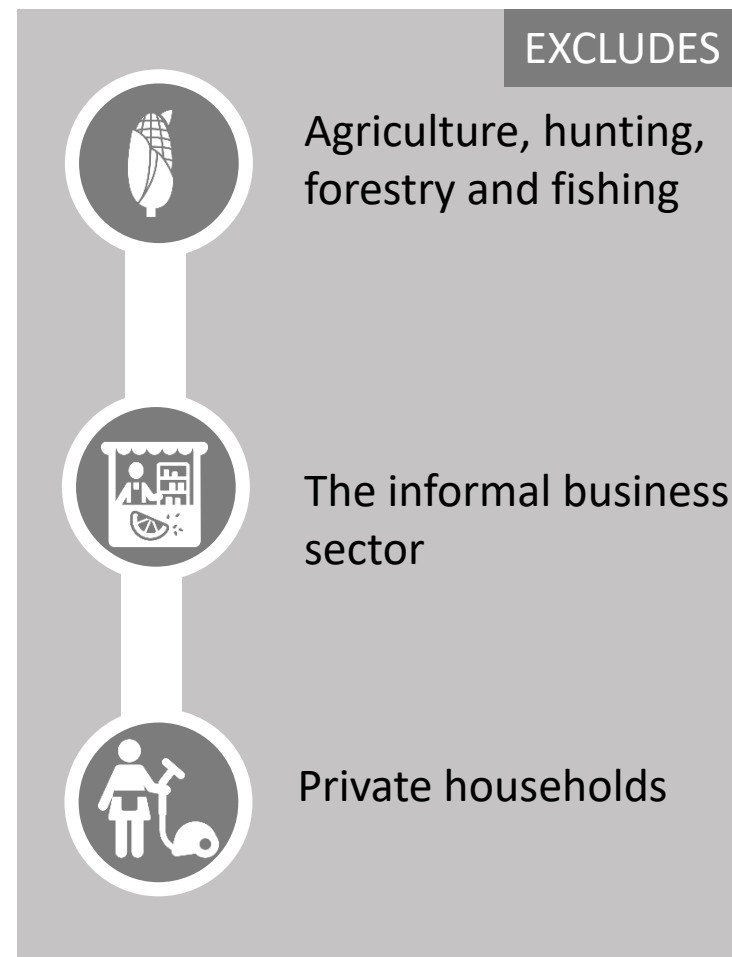


# QES Coverage

## INCLUDES



## EXCLUDES



\* Administrative data from DMRE



**stats sa**

Department:  
Statistics South Africa  
REPUBLIC OF SOUTH AFRICA

# QES Variables

*Estimates are published on a quarter lag (SDDS)*

*Number of employees*

as at the **last month** of the  
reference quarter



*Average monthly  
earnings*

for **the middle month** of the  
reference quarter

*Gross earnings*

for the **three months** of the  
reference quarter



stats sa

Department:  
Statistics South Africa  
REPUBLIC OF SOUTH AFRICA



# Employment Results Q2:2025



**stats sa**

Department:  
Statistics South Africa  
**REPUBLIC OF SOUTH AFRICA**

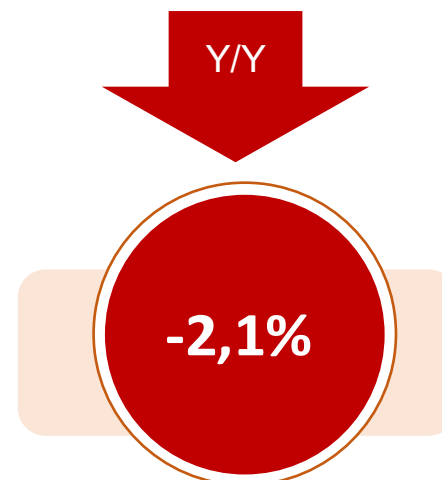

IMPROVING LIVES THROUGH DATA ECOSYSTEMS



# EMPLOYMENT RESULTS

The number of employed persons **decreased** by **80 000** from **10 589 000** in Q1:2025 to **10 509 000** in Q2:2025.

There was a **decrease** of **80 000** jobs (or **-0,8%**) in Q2:2025 compared to the previous quarter.



Year-on-year there was an annual **decrease** of **229 000** jobs (or **-2,1%**) in Q2:2025 compared with the corresponding quarter of the previous year.



stats sa

Department:  
Statistics South Africa  
REPUBLIC OF SOUTH AFRICA

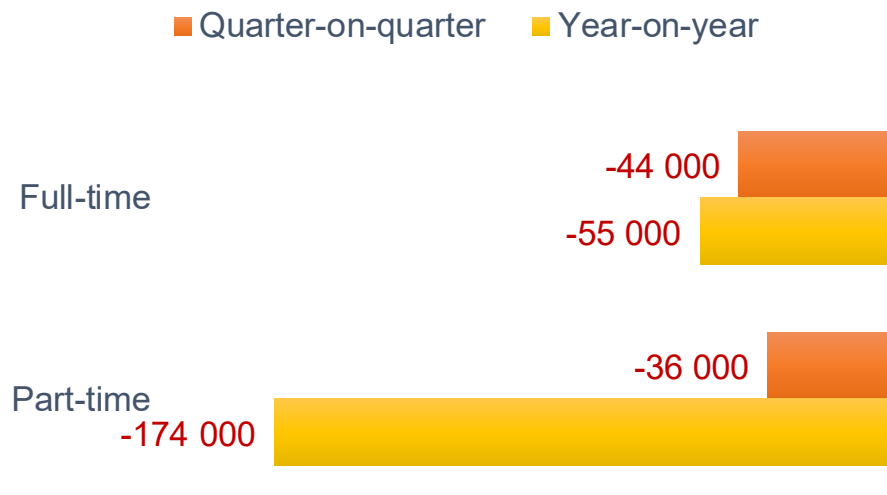




# EMPLOYMENT RESULTS

Full-time employment **decreased** from 9 457 000 in Q1:2025 to 9 413 000 in Q2:2025.

Part-time employment **decreased** from 1 132 000 in Q1:2025 to 1 096 000 in Q2:2025.



There was a quarter-on-quarter **decrease** of **44 000** full-time jobs. Year-on-year full-time jobs **decreased** by **55 000**.

Part-time jobs **decreased** by **36 000** quarter-on-quarter and year-on-year there was a **decrease** of **174 000** jobs.



stats sa

Department:  
Statistics South Africa  
REPUBLIC OF SOUTH AFRICA

## Quarter-on-quarter changes in employment by industry

Community service reported the most significant **decrease**, with **53 000** jobs lost, followed by trade and manufacturing, which lost **10 000** and **9 000** jobs, respectively. Construction lost **7 000** jobs, transport and business services industries each lost **2 000** jobs. Despite total loss in jobs, there were job **gains** reported by mining (**2 000** jobs) and electricity (**1 000** jobs).

| Quarter-on-quarter<br>Industry | Number of employees |                |                |
|--------------------------------|---------------------|----------------|----------------|
|                                | Full-time           | Part-time      | All employees  |
| Community services             | -14 000             | -39 000        | -53 000        |
| Trade                          | -6 000              | -4 000         | -10 000        |
| Manufacturing                  | -8 000              | -1 000         | -9 000         |
| Construction                   | -7 000              | 0              | -7 000         |
| Business services              | -9 000              | 7 000          | -2 000         |
| Transport                      | -2 000              | 0              | -2 000         |
| Electricity                    | 0                   | 1 000          | 1 000          |
| Mining*                        | 2 000               |                | 2 000          |
| <b>Total</b>                   | <b>-44 000</b>      | <b>-36 000</b> | <b>-80 000</b> |

\*Data for mining industry is not available separately for part-time



stats sa

Department:  
Statistics South Africa  
REPUBLIC OF SOUTH AFRICA



## Year-on-year changes in employment by industry

Year-on-year employment **decreased** by **229 000**, which was driven primarily by community services, manufacturing, mining, transport and trade industries.

Gains were reported in business services and electricity industries; while construction remained unchanged.

| Year-on-year<br>Industry | Number of employees |                 |                 |
|--------------------------|---------------------|-----------------|-----------------|
|                          | Full-time           | Part-time       | All employees   |
| Community services       | -35 000             | -190 000        | -225 000        |
| Manufacturing            | -18 000             | 0               | -18 000         |
| Mining*                  | -6 000              |                 | -6 000          |
| Transport                | 1 000               | -4 000          | -3 000          |
| Trade                    | 5 000               | -6 000          | -1 000          |
| Construction             | 0                   | 0               | 0               |
| Electricity              | 1 000               | 0               | 1 000           |
| Business services        | -3 000              | 26 000          | 23 000          |
| <b>Total</b>             | <b>-55 000</b>      | <b>-174 000</b> | <b>-229 000</b> |

*\*Data for mining industry is not available separately for part-time*



**stats sa**

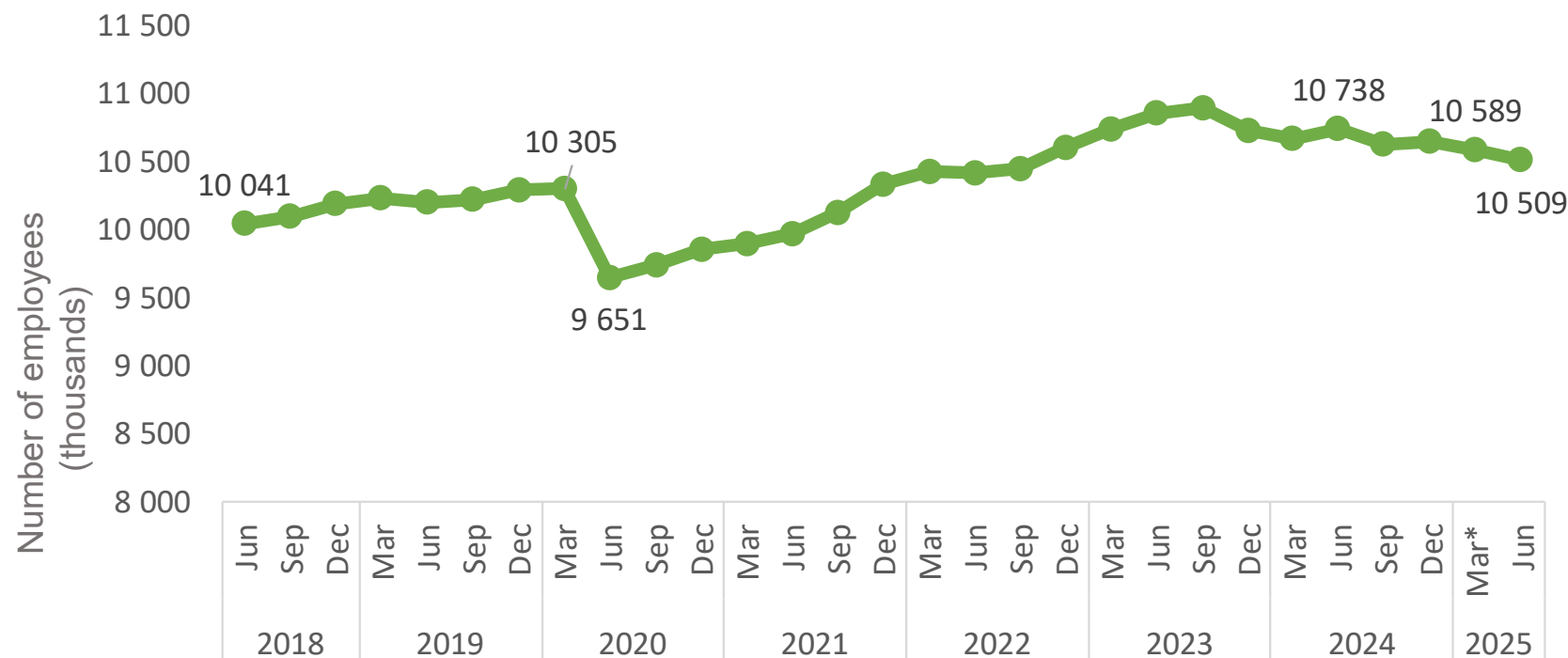
Department:  
Statistics South Africa  
REPUBLIC OF SOUTH AFRICA



# All industries (Total)

The total number of employees **decreased** by **80 000** in Q2:2025 compared with Q1:2025. Year-on-year total employment for all industries **decreased** by **229 000** compared with same quarter of the previous year.

All industries



\* Revised estimates



stats sa

Department:  
Statistics South Africa  
REPUBLIC OF SOUTH AFRICA



# Mining

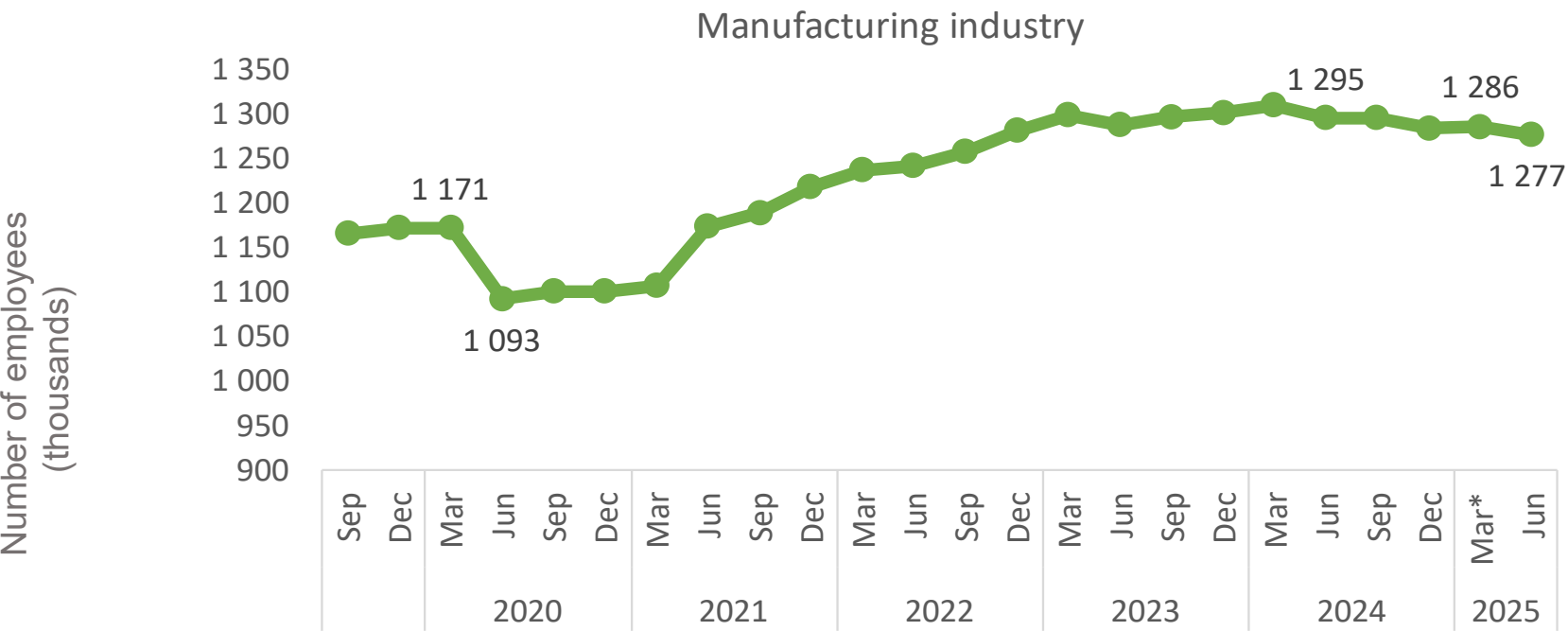
In Q2:2025, mining industry gained 2 000 jobs. Year-on-year the industry added 6 000 jobs compared to the same quarter of the previous year.



\* Revised estimates

# Manufacturing

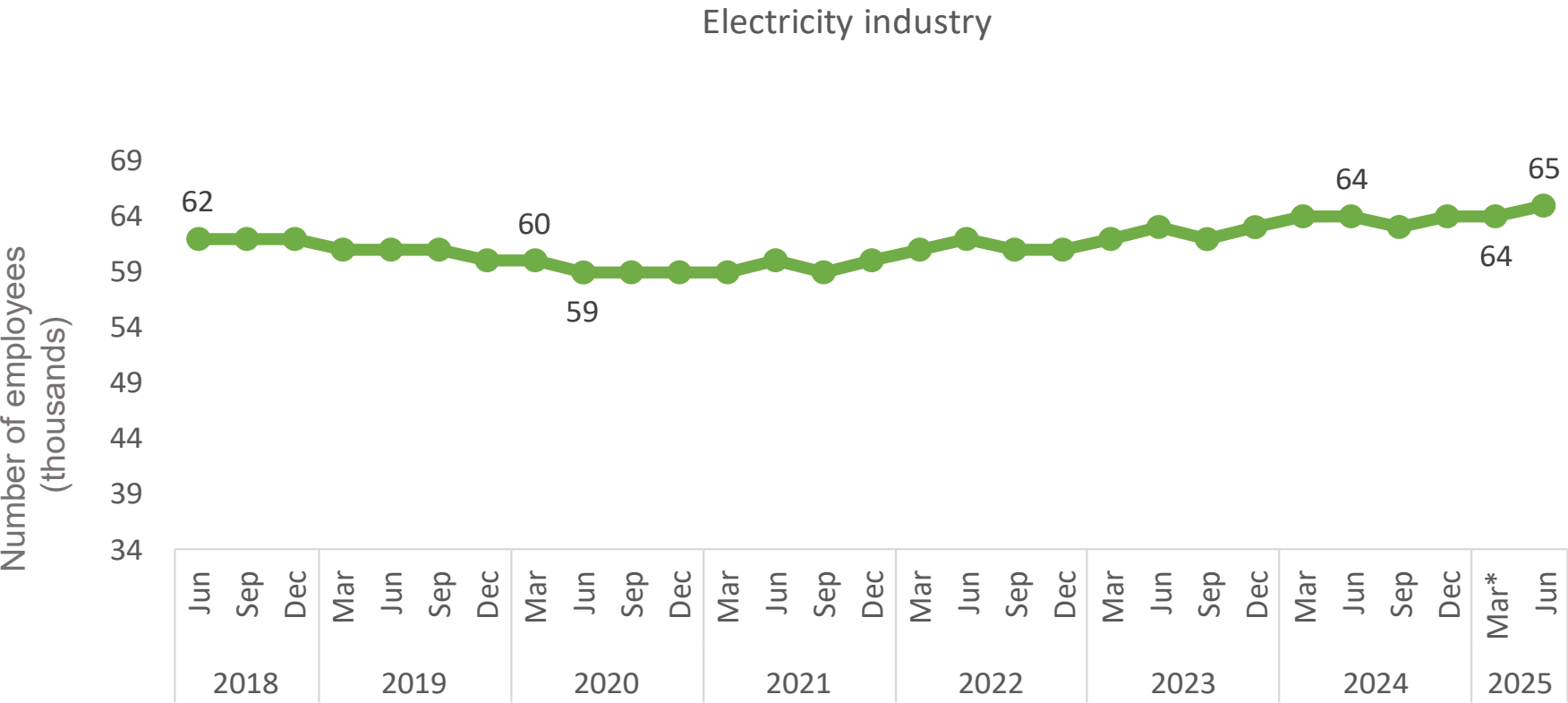
Manufacturing industry **decreased** by **9 000** jobs in Q2:2025.  
Year-on-year, the industry saw an annual decrease of **18 000** jobs compared to same quarter of 2024.



\* Revised estimates

# Electricity

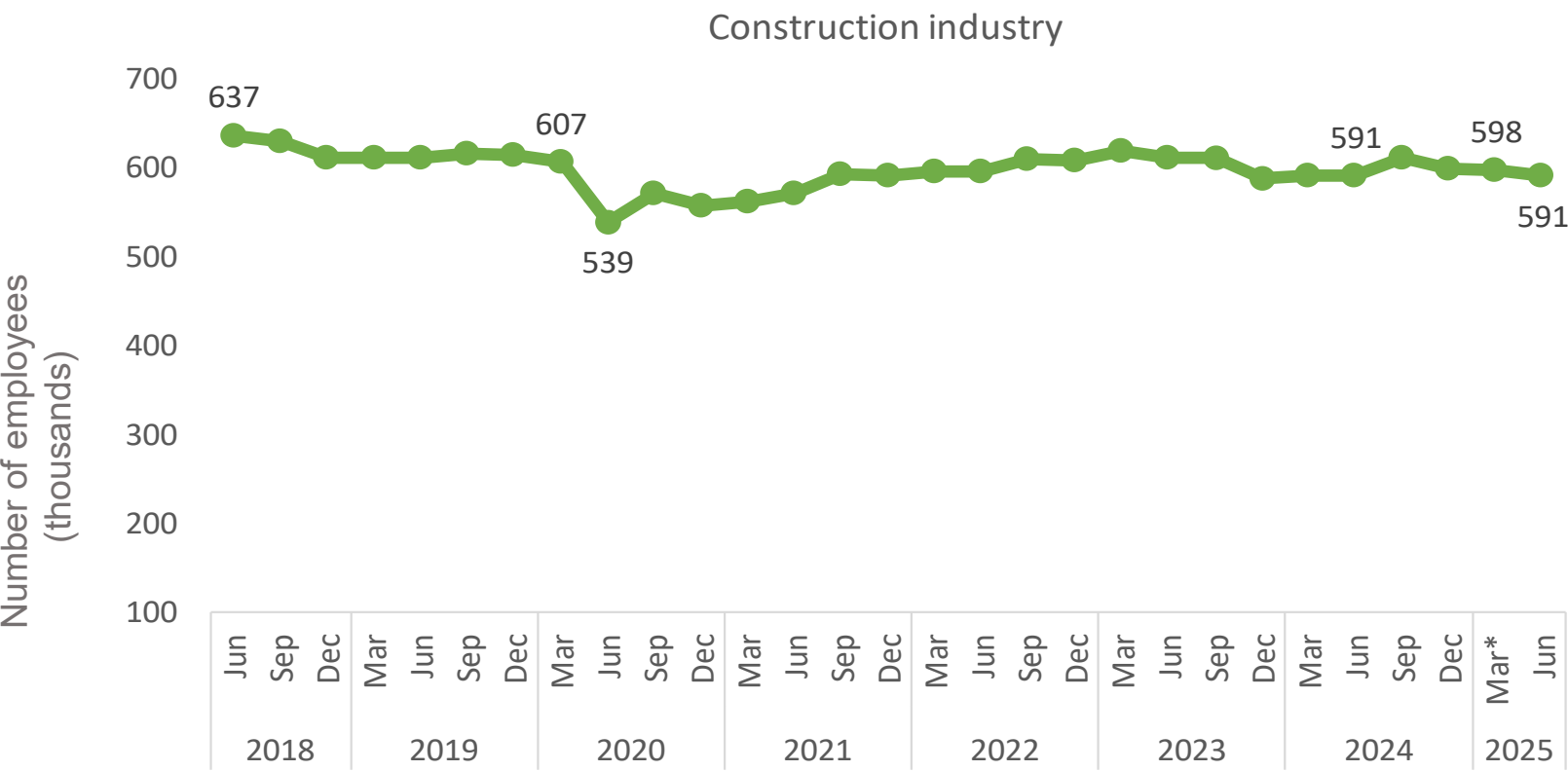
The electricity industry **increased** by **1 000** jobs in the second quarter of 2025 compared to Q1:2025. Year-on-year the industry increased by **1 000** jobs when comparing Q2:2025 with the previous quarter.



\* Revised estimates

# Construction

The construction industry **decreased** by **7 000** jobs in the second quarter of 2025. The industry remained unchanged when compared with same quarter of the previous year.

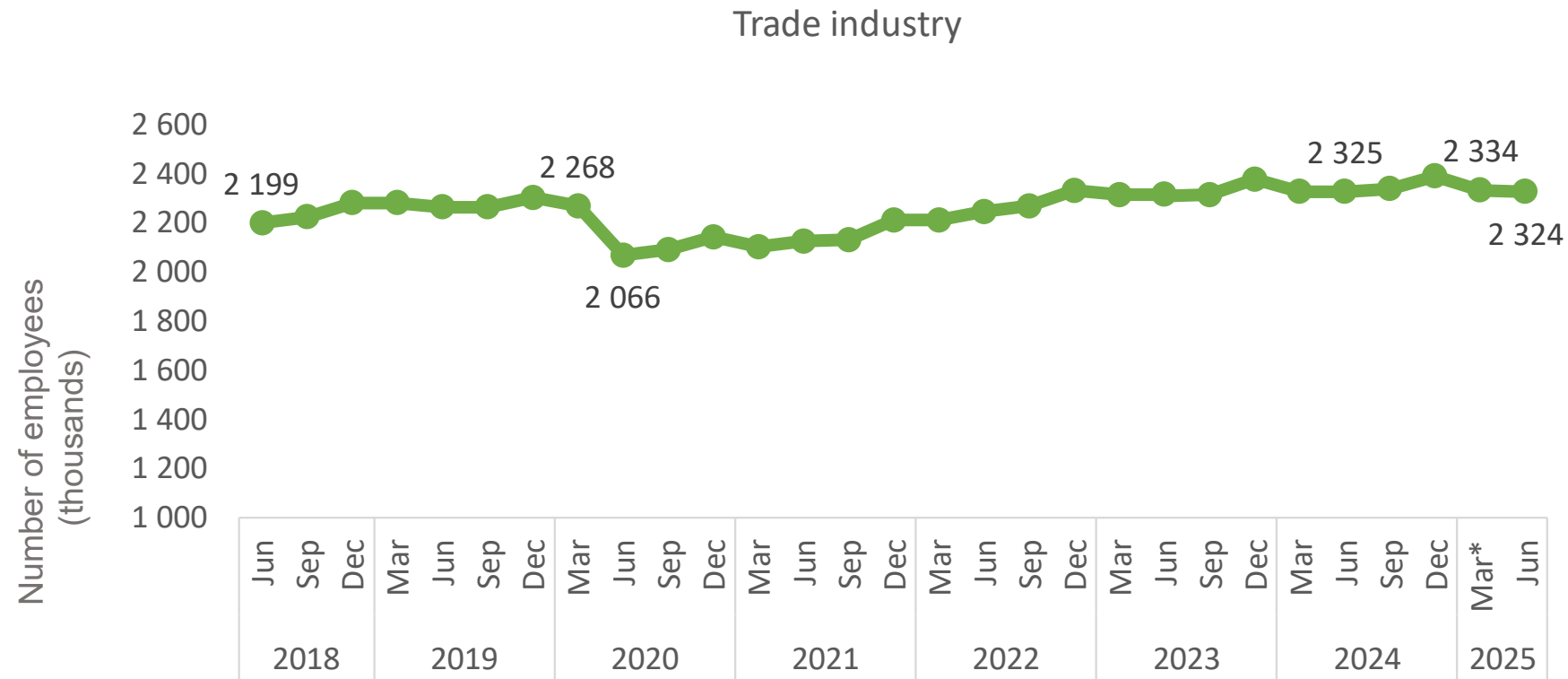


\* Revised estimates



# Trade

The trade industry **lost 10 000** jobs in Q2:2025.  
Year-on-year, the industry lost **1 000** jobs compared to the same quarter of the previous year.

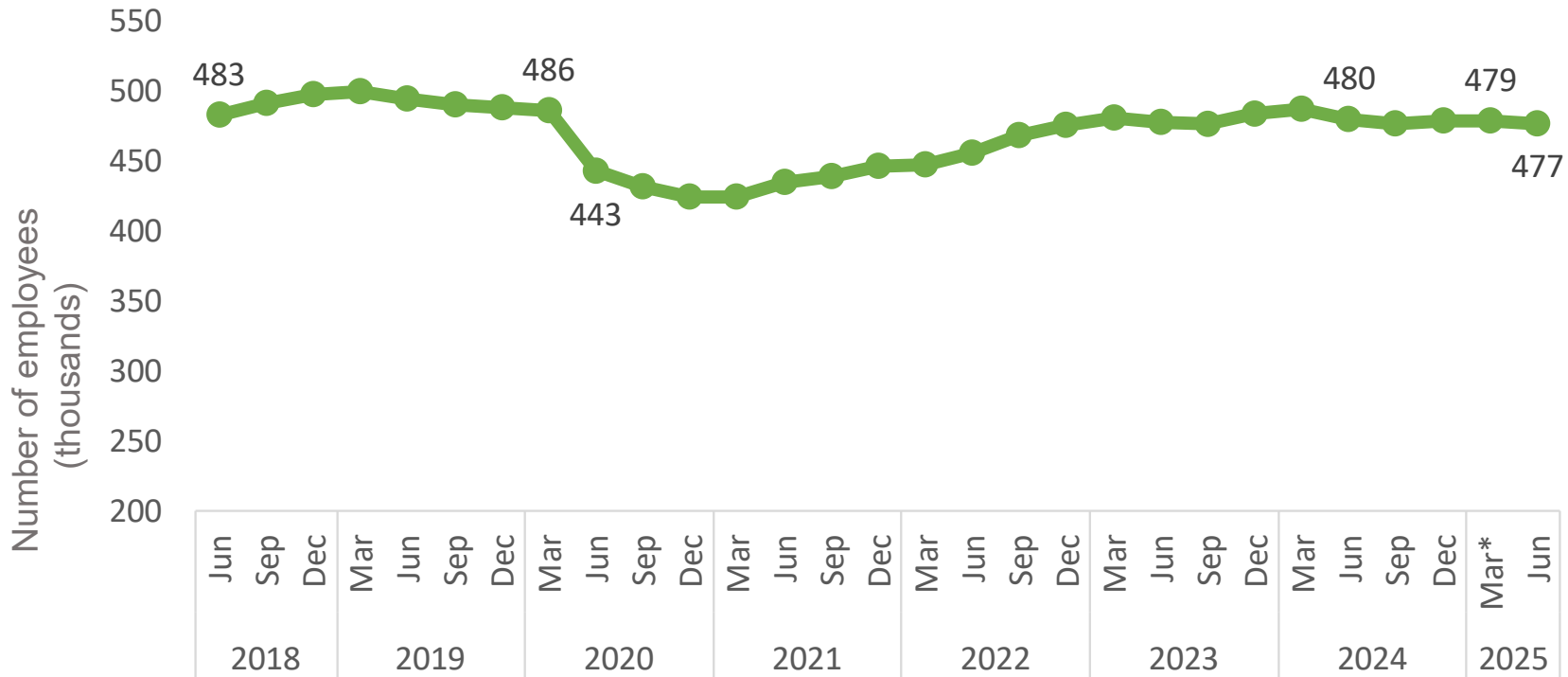


\* Revised estimates

# Transport

The transport industry **lost 2 000 jobs** in Q2:2025, compared to the previous quarter. The industry **lost 3 000 jobs** compared with the same quarter of the previous year.

Transport industry



\* Revised estimates



stats sa

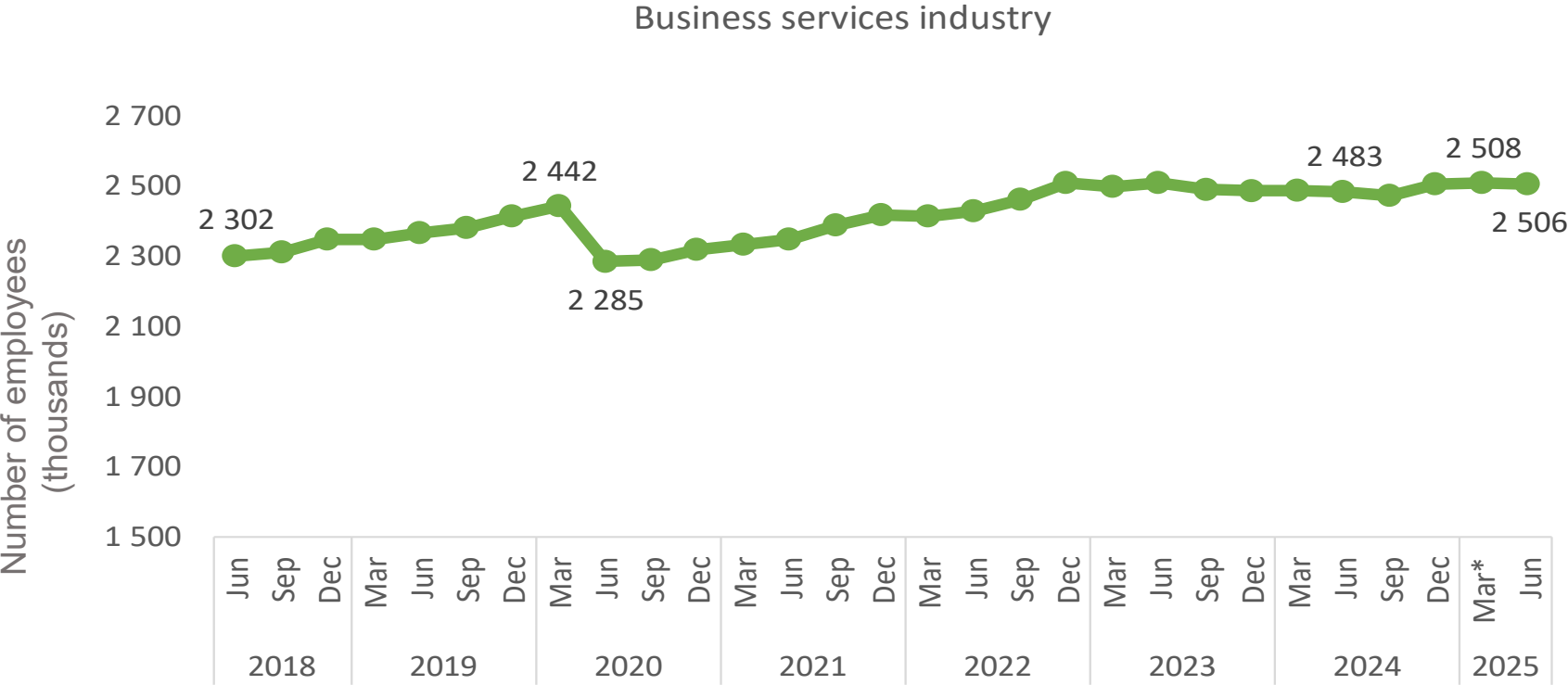
Department:  
Statistics South Africa  
REPUBLIC OF SOUTH AFRICA



# Business services

The business services industry saw a **decrease** of **2 000** jobs in Q2:2025, compared to the previous quarter.

Year-on-year the industry **gained 23 000** jobs compared to same quarter of the previous year.



\* Revised estimates

# Community services


The community services industry **lost 53 000** jobs in Q2:2025, compared to the previous quarter.

The industry also saw an annual **decline** of **225 000** jobs compared to the same quarter of 2025.



\* Revised estimates





# Gross Earnings Results Q2:2025



**stats sa**


Department:  
Statistics South Africa  
**REPUBLIC OF SOUTH AFRICA**

IMPROVING LIVES THROUGH DATA ECOSYSTEMS



## Changes in gross earnings

Gross earnings increased by **R2,2** billion (or **0,2%**) reaching **R986,8** billion compared to Q1:2025 ( **R984,7** billion). Basic salaries rose by **R21,7** billion (or **2,5%**), bonus payments decreased by **R19,3** billion (or **-25,4%**) and overtime payments saw a decline of **R266** million (or **-1,0%**).



IMPROVING LIVES THROUGH DATA ECOSYSTEMS



stats sa

Department:  
Statistics South Africa  
REPUBLIC OF SOUTH AFRICA





## Quarter-on-quarter changes in gross earnings by industry

Gross earnings in Q2:2025 **increased** due to basic salary payments by **R21,7** billion. However there were decreases reported by bonus payments **R19,3** billion and overtime payments by **R266** million.

| Quarter-on-quarter |                    | Gross earnings (R' 000) |                   |                      |
|--------------------|--------------------|-------------------------|-------------------|----------------------|
| Industry           | Basic Salary/Wages | Bonus Payments          | Overtime Payments | Total Gross Earnings |
| Community services | 9 173 000          | -601 000                | -325 000          | 8 247 000            |
| Trade              | 3 383 000          | -1 015 000              | 230 000           | 2 598 000            |
| Construction       | 1 354 000          | 749 000                 | 209 000           | 2 312 000            |
| Transport          | 696 000            | 901 000                 | -108 000          | 1 489 000            |
| Mining*            | 1 051 000          |                         |                   | 1 051 000            |
| Electricity        | 225 000            | 33 000                  | 157 000           | 415 000              |
| Manufacturing      | 1 506 000          | -1 179 000              | -111 000          | 216 000              |
| Business services  | 4 339 000          | -18 164 000             | -318 000          | -14 143 000          |
| <b>Total</b>       | <b>21 727 000</b>  | <b>-19 276 000</b>      | <b>-266 000</b>   | <b>2 185 000</b>     |

*\*Data for mining industry is not available separately for bonuses & overtime payments*



**stats sa**

Department:  
Statistics South Africa  
REPUBLIC OF SOUTH AFRICA



## Year-on-year changes in gross earnings by industry

Year-on-year gross earnings **increased** by **R32,8** billion (or **3,4%**). **Increases** were due to basic salary payments made by **R31,3** billion and bonus payments by **R2,8** billion. Overtime payments reported a **decrease** of **R1,3** billion.

| Year-on-year<br>Industry | Gross earnings (R' 000) |                  |                   | Total Gross Earnings |
|--------------------------|-------------------------|------------------|-------------------|----------------------|
|                          | Basic Salary/Wages      | Bonus Payments   | Overtime Payments |                      |
| Community services       | 9 633 000               | 1 025 000        | -33 000           | 10 625 000           |
| Business services        | 6 361 000               | 3 557 000        | -689 000          | 9 229 000            |
| Trade                    | 5 913 000               | -1 131 000       | -107 000          | 4 675 000            |
| Construction             | 2 946 000               | -366 000         | -19 000           | 2 561 000            |
| Manufacturing            | 2 644 000               | -116 000         | -381 000          | 2 147 000            |
| Mining*                  | 1 380 000               |                  |                   | 1 380 000            |
| Electricity              | 982 000                 | 32 000           | 107 000           | 1 121 000            |
| Transport                | 1 424 000               | -244 000         | -162 000          | 1 018 000            |
| <b>Total</b>             | <b>31 283 000</b>       | <b>2 757 000</b> | <b>-1 284 000</b> | <b>32 756 000</b>    |

*\*Data for mining industry is not available separately for bonuses & overtime payments*

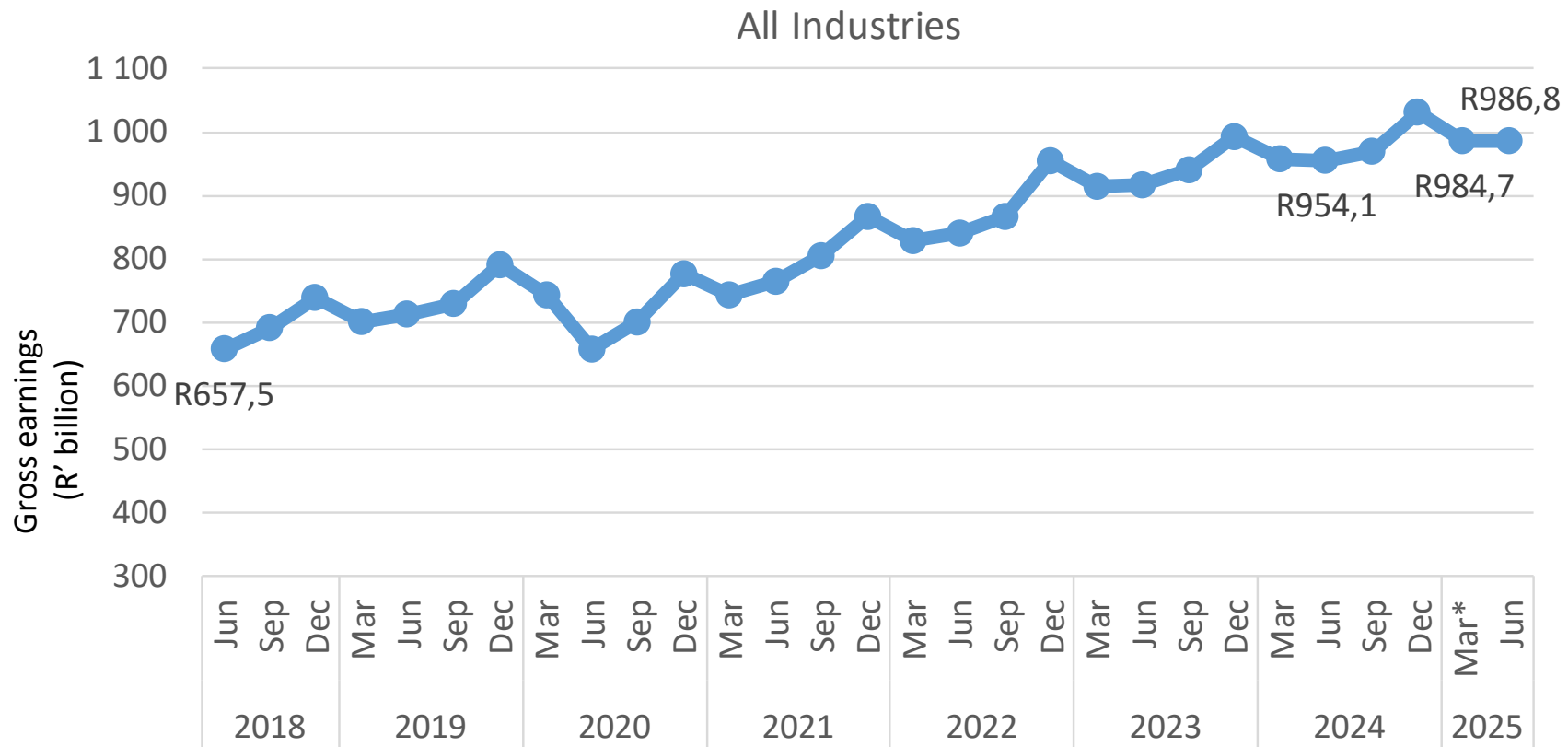


**stats sa**

Department:  
Statistics South Africa  
REPUBLIC OF SOUTH AFRICA

# All industries (Total)

Gross earnings for all industries **increased** by **R2,2** billion in the Q2:2025.



\* Revised estimates



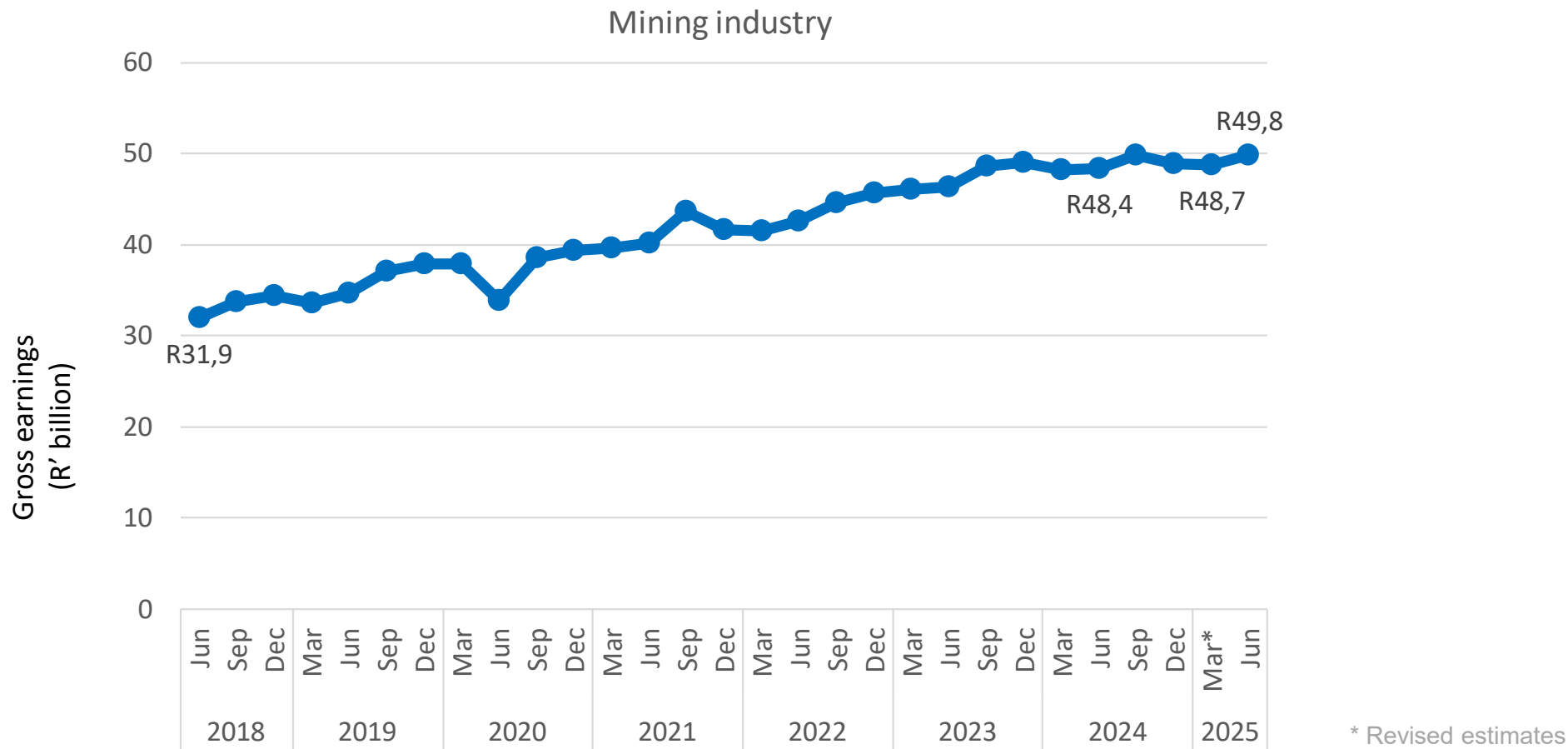
**stats sa**

Department:  
Statistics South Africa  
REPUBLIC OF SOUTH AFRICA



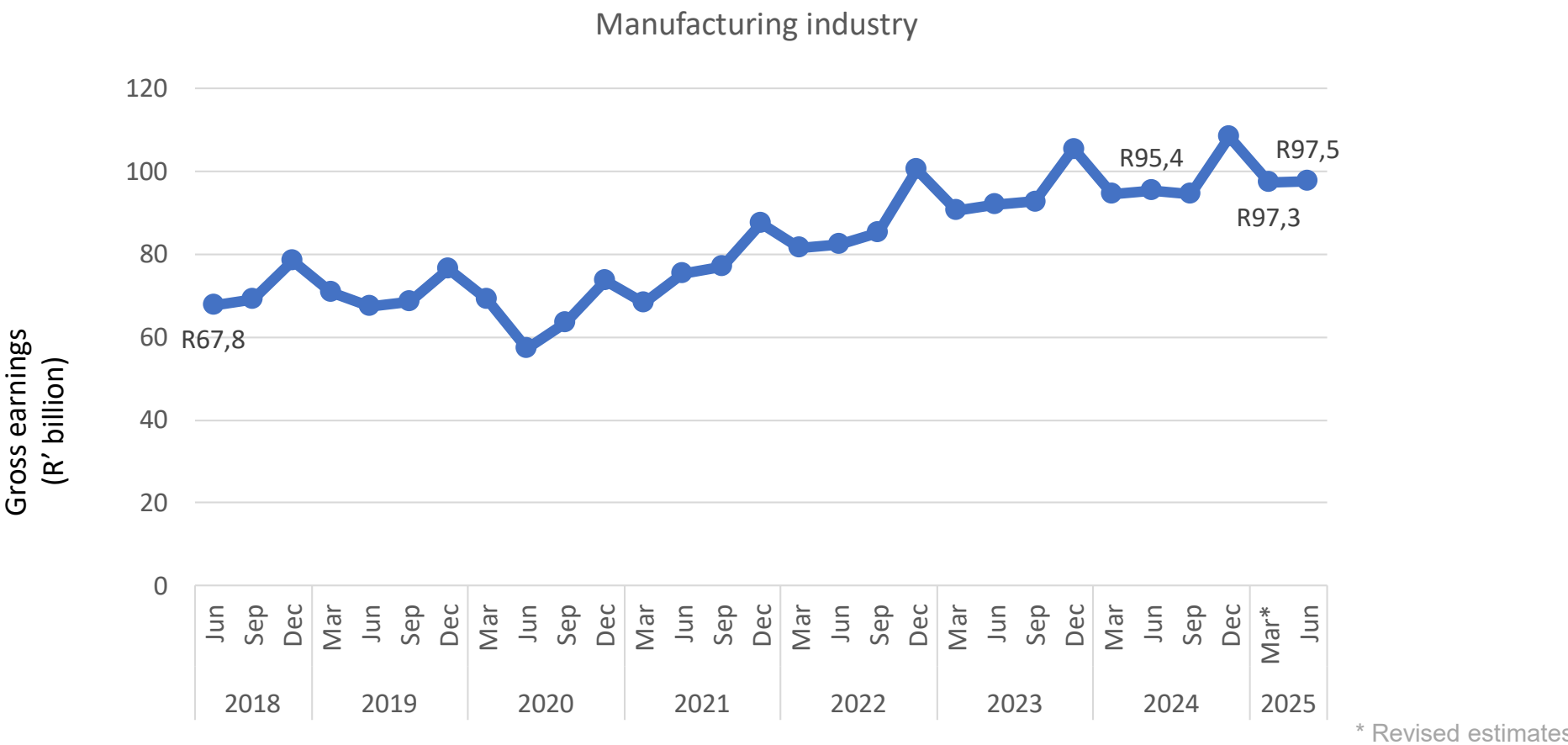
# Mining

Gross earnings paid in the mining industry **increased** by **R1,1** billion in Q2:2025.



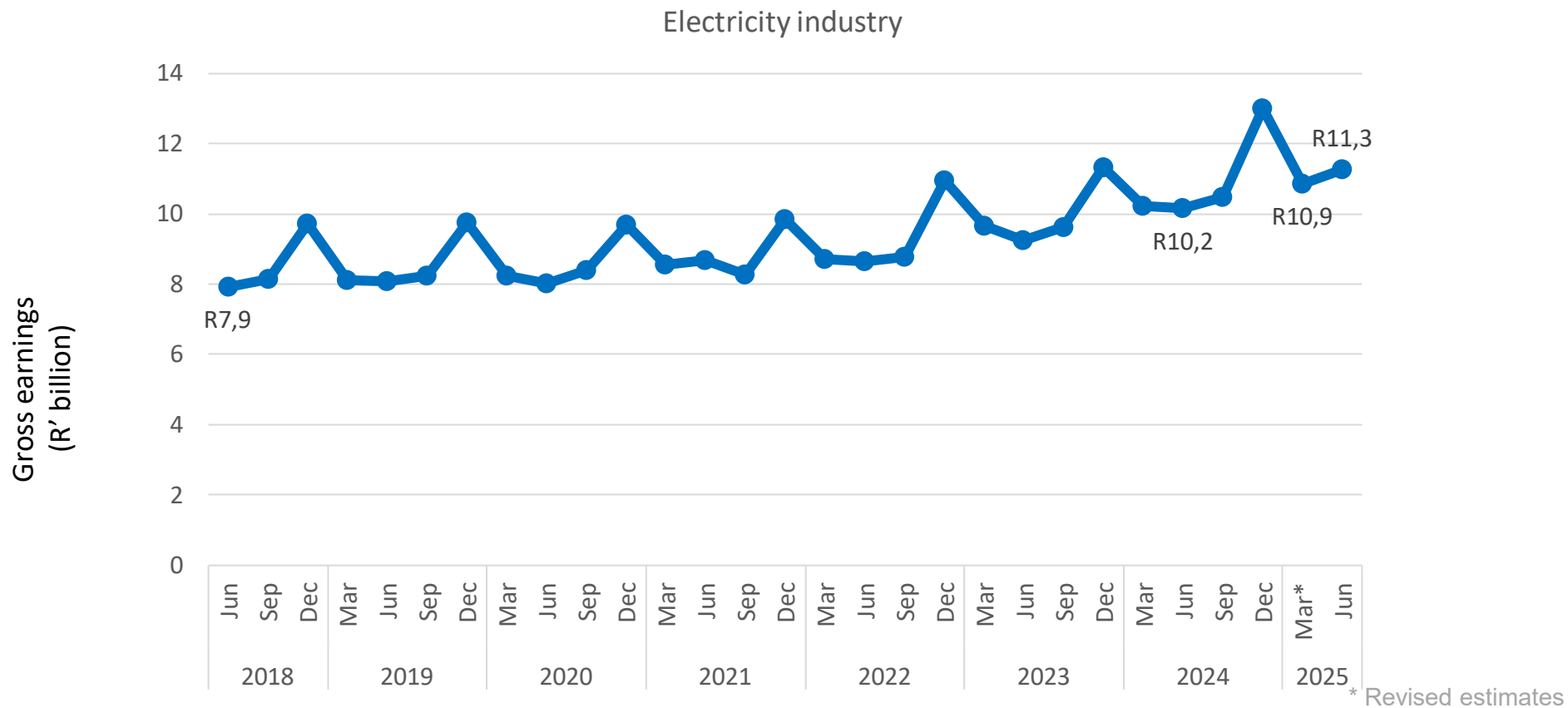
# Manufacturing

Gross earnings paid in the manufacturing industry **increased** by **R216** million in Q2:2025.



# Electricity

Gross earnings paid in the electricity industry **increased** by **R415** million in Q2:2025.



stats sa

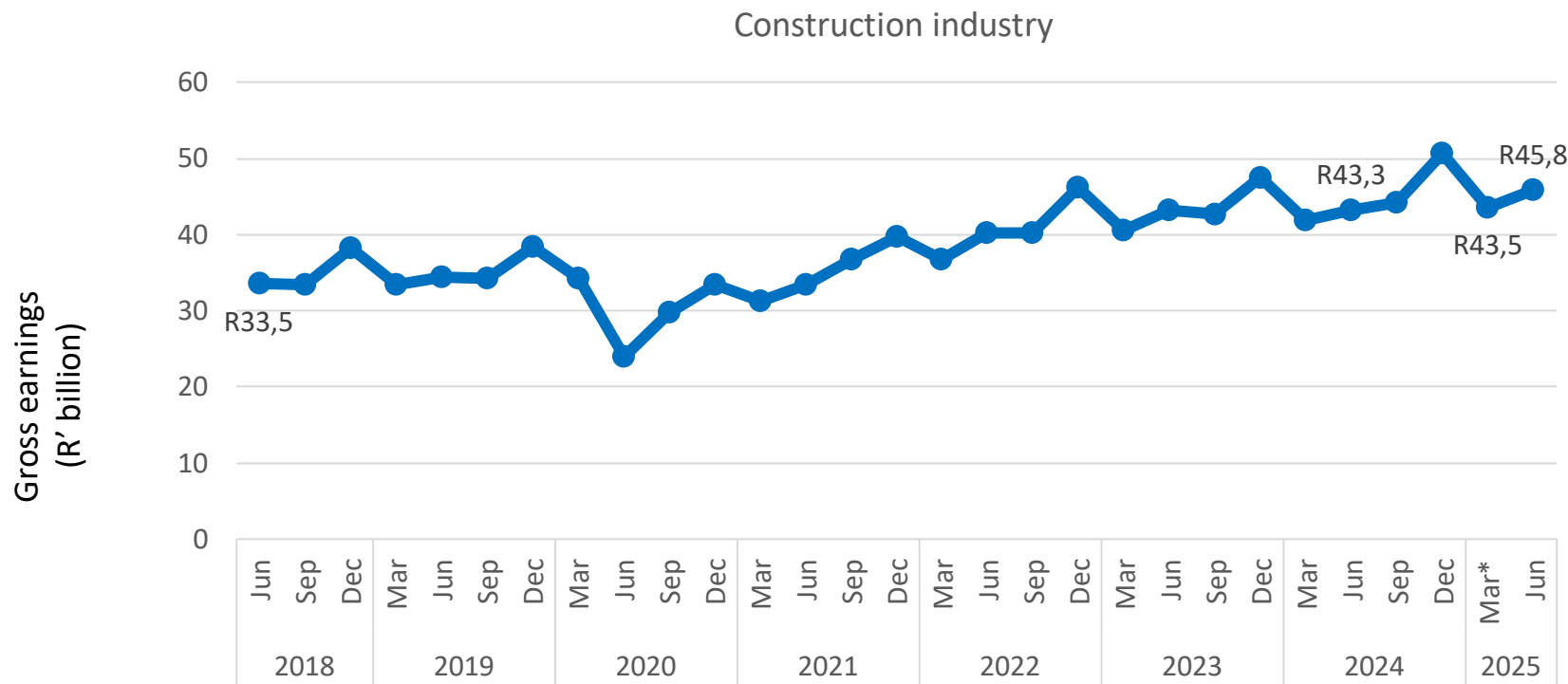
Department:  
Statistics South Africa  
REPUBLIC OF SOUTH AFRICA





# Construction

Gross earnings paid in the construction industry **increased** by **R2,3** billion in Q2:2025.



\* Revised estimates

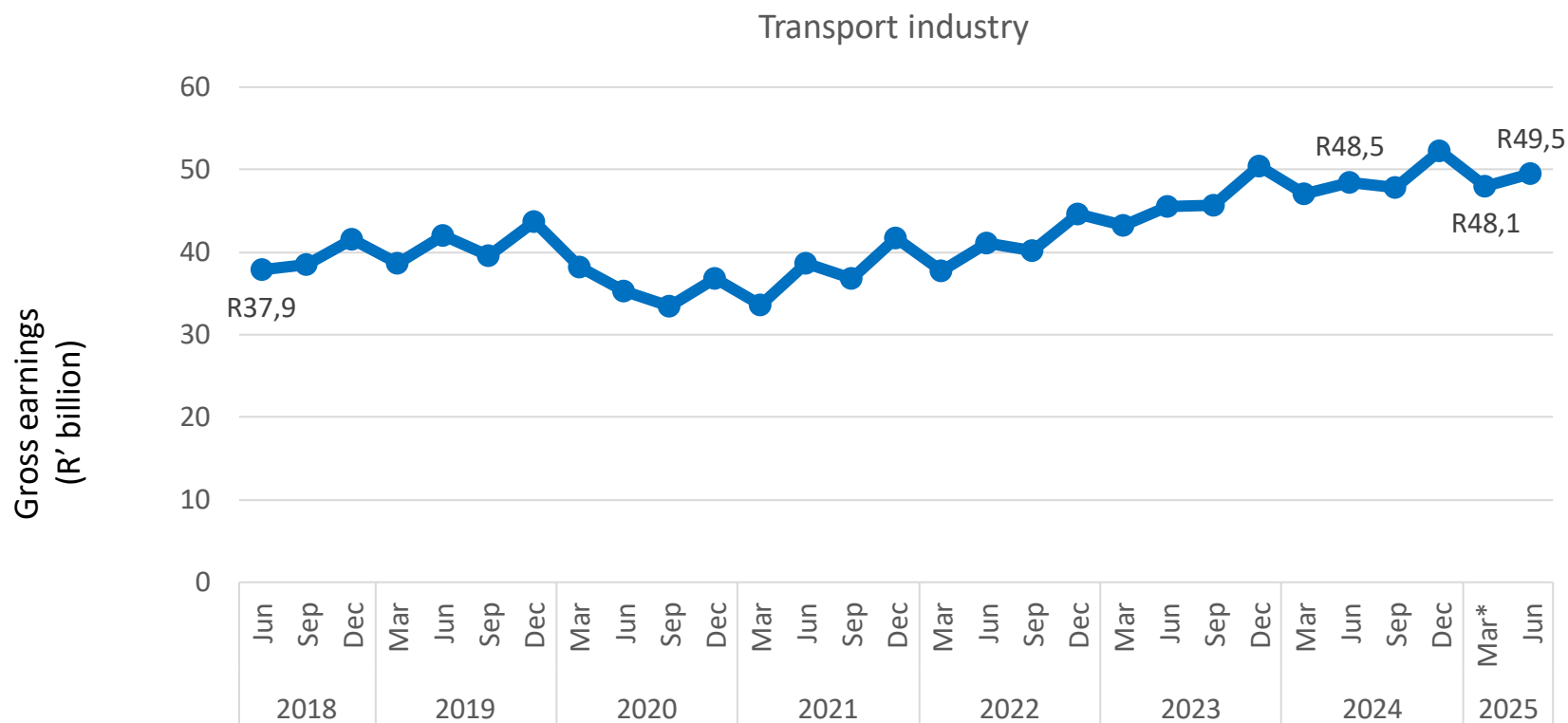
# Trade

Gross earnings paid in the trade industry **increased** by **R2,6** billion in Q2:2025.



# Transport

Gross earnings paid in the transport industry **increased** by **R1,5** billion in Q2:2025.



\* Revised estimates



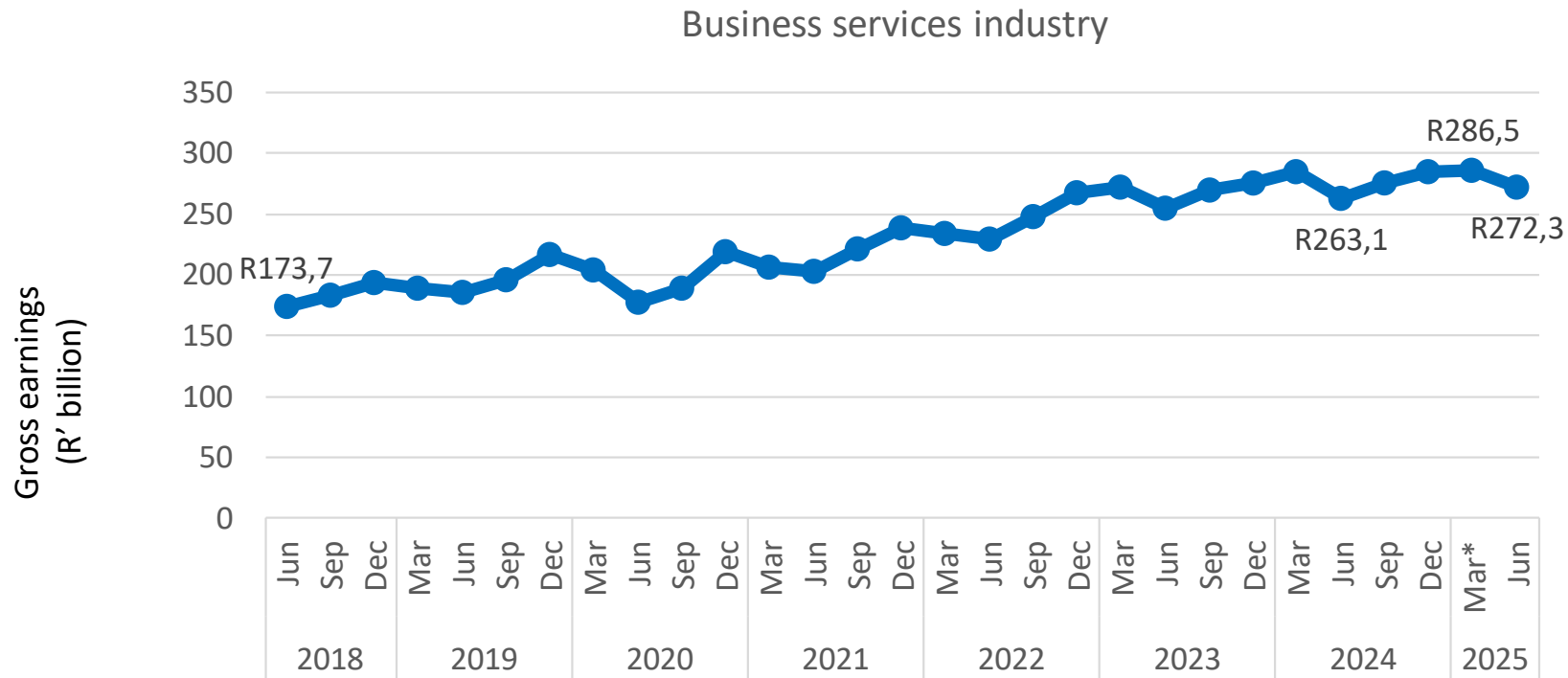
stats sa

Department:  
Statistics South Africa  
REPUBLIC OF SOUTH AFRICA



# Business services

Gross earnings paid in the business services industry **decreased** by **R14,1** billion in Q2:2025.



\* Revised estimates



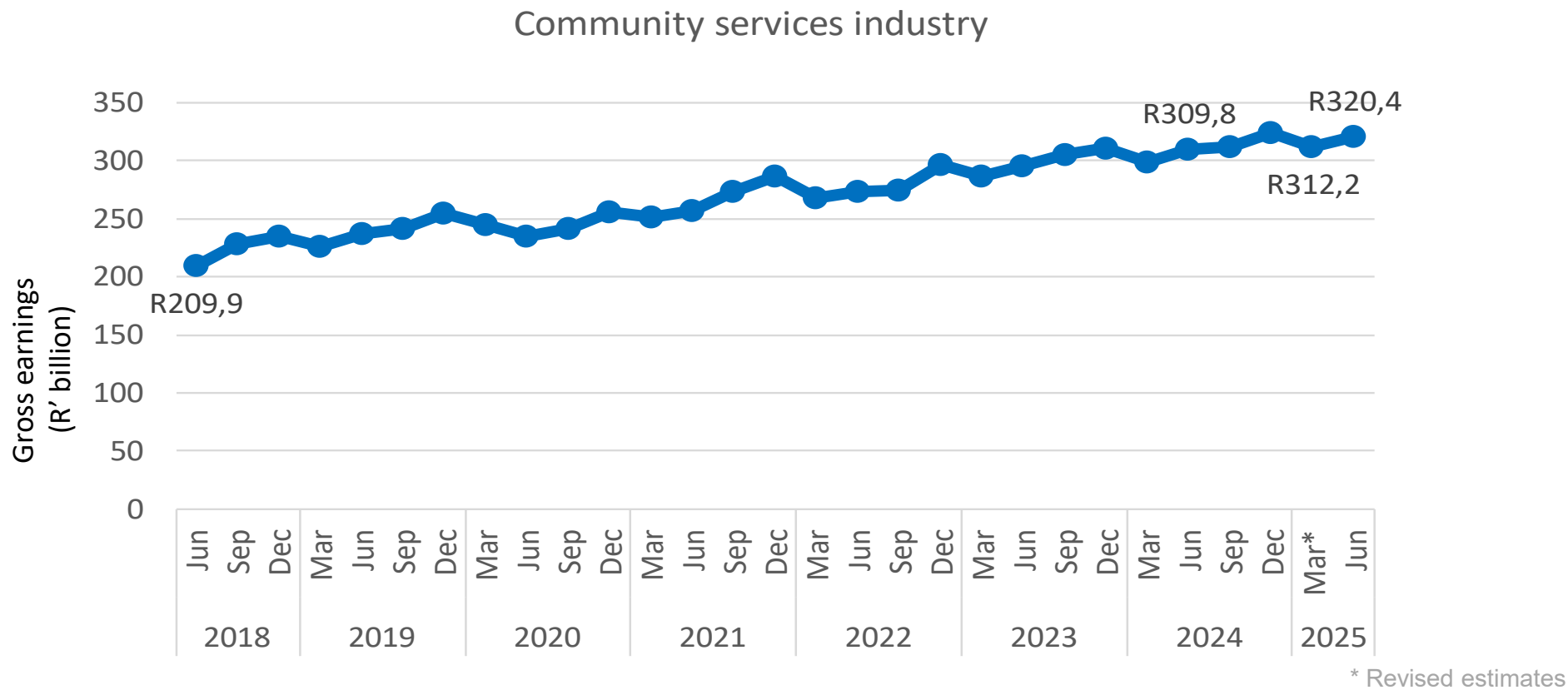
stats sa

Department:  
Statistics South Africa  
REPUBLIC OF SOUTH AFRICA



# Community services

Gross earnings paid in the community services industry **increased** by **R8,2 billion** in Q2:2025.





# Average monthly earnings (AME) May 2025



**stats sa**

Department:  
Statistics South Africa  
REPUBLIC OF SOUTH AFRICA

IMPROVING LIVES THROUGH DATA ECOSYSTEMS





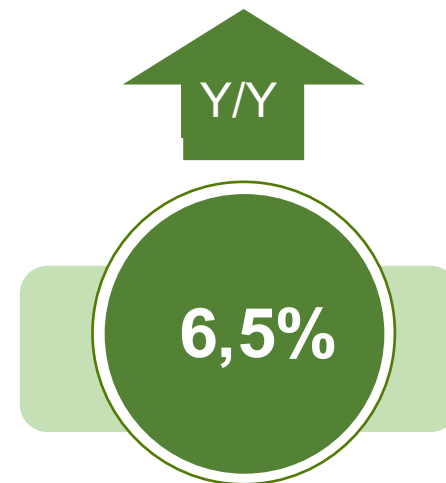
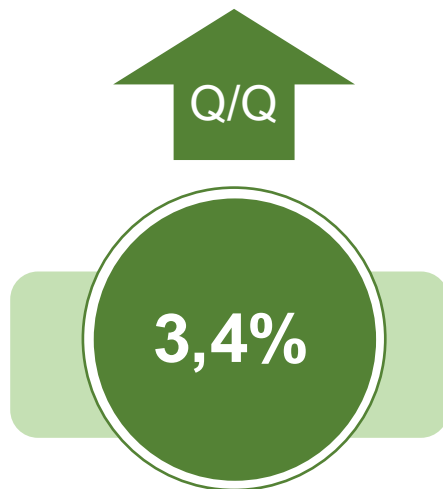
# AME RESULTS

AME including bonuses and overtime payments **increased** by **3,4%** from **R28 322** in February 2025 to **R29 290** in May 2025.

Year-on-year AME **increased** by **6,5%**.

Average monthly earnings (AME)

**R29 290**



IMPROVING LIVES THROUGH DATA ECOSYSTEMS



stats sa

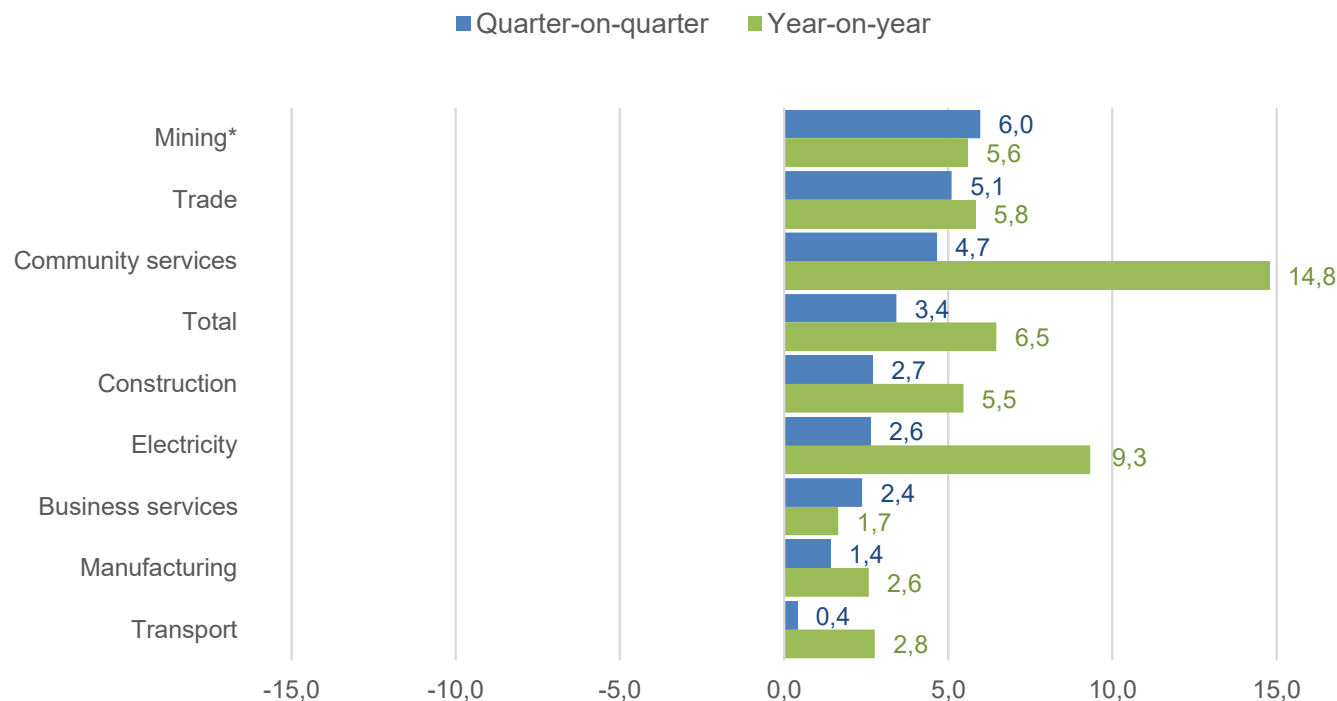
Department:  
Statistics South Africa  
REPUBLIC OF SOUTH AFRICA



# AME by industry

In May 2025, all industries saw an increase in Average Monthly Earnings (**AME**). The **mining** industry experienced the fastest growth, followed by the **trade** and **community services** sectors. The slowest growth was in the **transport** industry, which grew by 0,4%.

On a year-on-year basis, the **community services** industry reported the largest annual increase at 14,5%, while the **business services** industry had the lowest growth at 1,7%.



\* Administrative data from DMRE

IMPROVING LIVES THROUGH DATA ECOSYSTEMS



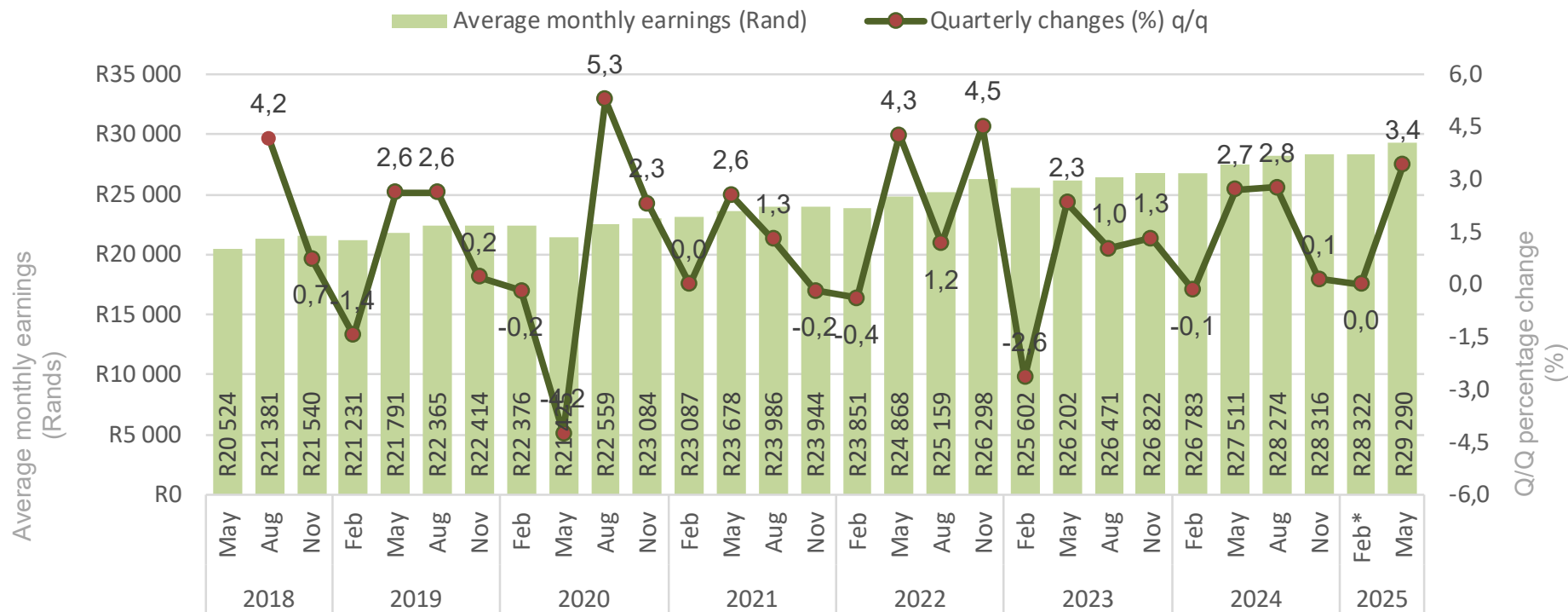
stats sa

Department:  
Statistics South Africa  
REPUBLIC OF SOUTH AFRICA



# AME quarter-on-quarter change

The average monthly earnings (AME) amounted to **R29 290** in May 2025, up from **R28 322** reported in February 2025, which represents an increase of **3,4%**.



\* Revised estimates



stats sa

Department:  
Statistics South Africa  
REPUBLIC OF SOUTH AFRICA



# Recap

## QES

### Q2:2025



Number of employees  
**decreased** by 80 000 Q/Q &  
**decreased** by 229 000 Y/Y.



Full-time jobs **decreased** by  
44 000 Q/Q & **decreased**  
by 55 000 Y/Y.



\*Part-time jobs **decreased** by  
36 000 Q/Q and **decreased** by  
174 000 Y/Y.



Average monthly earnings  
**increased** by 3,4% Q/Q &  
**increased** by 6,5% Y/Y.



Gross earnings **increased** by  
**R2,2** billion Q/Q & **increased**  
by **R32,8** billion Y/Y.



Basic salaries/wages **increased**  
by **R21,7** billion Q/Q & **increased**  
by **R31,3** billion Y/Y.



\*Bonus payments **decreased** by  
**R19,3** billion Q/Q & **increased**  
by **R2,8** billion Y/Y.



\*Overtime payments **decreased** by  
**R266** million Q/Q & **decreased** by  
**R1,3** billion Y/Y.

*\*Excluding mining*

IMPROVING LIVES THROUGH DATA ECOSYSTEMS



**stats sa**

Department:  
Statistics South Africa  
REPUBLIC OF SOUTH AFRICA





**stats sa**

Department:  
Statistics South Africa  
**REPUBLIC OF SOUTH AFRICA**

IMPROVING LIVES THROUGH DATA ECOSYSTEMS

