

# Quarterly Employment Statistics

## Results for Q1:2025



**stats sa**

Department:  
Statistics South Africa  
**REPUBLIC OF SOUTH AFRICA**

IMPROVING LIVES THROUGH DATA ECOSYSTEMS



# QES Background

01

QES is an enterprise-based sample survey

02

QES collects information on employing businesses registered for VAT with annual turnover greater than R300 000

03

Samples are drawn from private non-agricultural businesses e.g. factories, offices, stores.  
National, provincial and local government entities are enumerated

04

Sample size of approximately 20 000 was selected



**stats sa**

Department:  
Statistics South Africa  
**REPUBLIC OF SOUTH AFRICA**



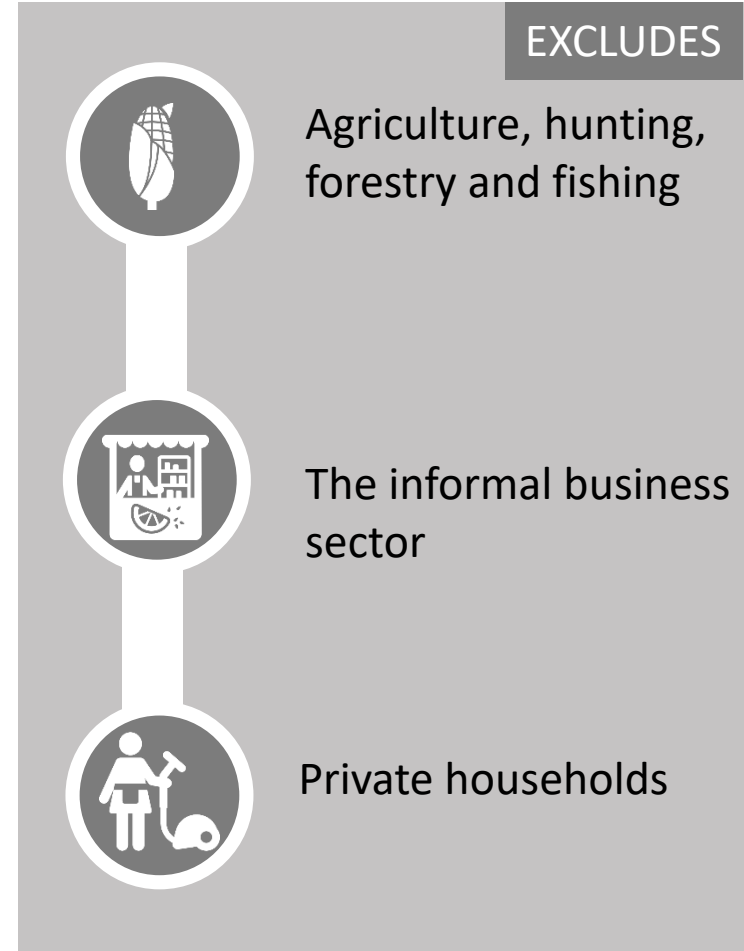
# QES Coverage

## INCLUDES



\* Administrative data from DMRE

## EXCLUDES



**stats sa**

Department:  
Statistics South Africa  
REPUBLIC OF SOUTH AFRICA

# QES Variables

*Estimates are published on a quarter lag (SDDS)*

*Number of employees*

as at the **last month** of the  
reference quarter



*Average monthly  
earnings*

for **the middle month** of the  
reference quarter

*Gross earnings*

for the **three months** of the  
reference quarter



stats sa

Department:  
Statistics South Africa  
REPUBLIC OF SOUTH AFRICA



# Employment Results Q1:2025



**stats sa**

Department:  
Statistics South Africa  
**REPUBLIC OF SOUTH AFRICA**

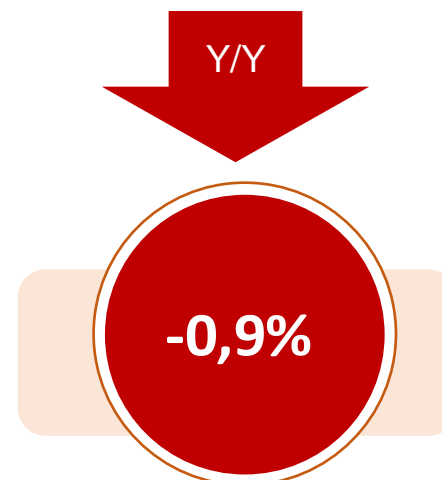
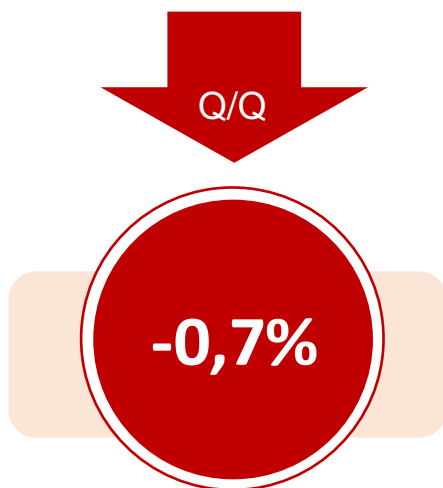
IMPROVING LIVES THROUGH DATA ECOSYSTEMS



# EMPLOYMENT RESULTS

The number of employed persons **decreased** by **74 000** from **10 653 000** in Q4:2024 to **10 579 000** in Q1:2025.

There was a **decrease** of **74 000** jobs (or **-0,7%**) in first quarter 2025 compared to the previous quarter.



Year-on-year there was an annual **decrease** of **95 000** jobs (or **-0,9%**) in Q1:2025 compared with the corresponding quarter of the previous year.



stats sa

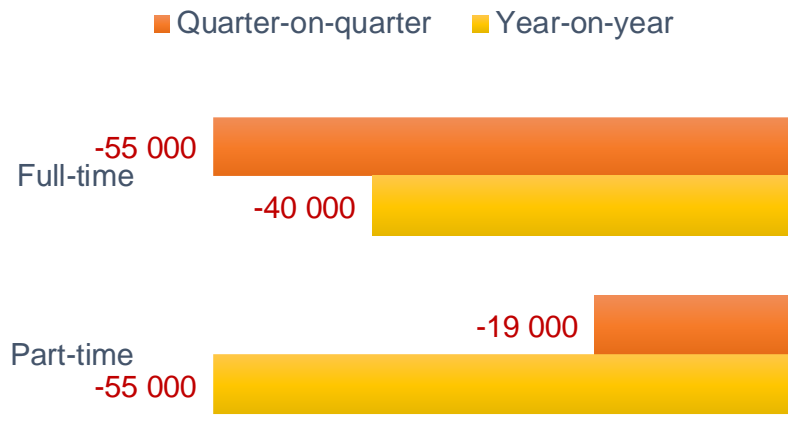
Department:  
Statistics South Africa  
REPUBLIC OF SOUTH AFRICA



# EMPLOYMENT RESULTS

Full-time employment **decreased** from 9 503 000 in Q4:2024 to 9 448 000 in Q1:2025.

Part-time employment **decreased** from 1 150 000 in Q4:2024 to 1 131 000 in Q1:2025.



There was a quarter-on-quarter **decrease** of 55 000 full-time jobs. Year-on-year full-time jobs **decreased** by 40 000.

Part-time jobs **decreased** by 19 000 quarter-on-quarter and year-on-year there was a **decrease** of 55 000 jobs.



stats sa

Department:  
Statistics South Africa  
REPUBLIC OF SOUTH AFRICA

## Quarter-on-quarter changes in employment by industry

Trade reported the most **decrease** with **52 000** jobs lost; followed by community services with **17 000** jobs. Despite total loss in jobs, business services added **2 000** jobs).

Quarter-on-quarter Industry	Number of employees		
	Full-time	Part-time	All employees
Trade	-34 000	-18 000	-52 000
Community services	-10 000	-7 000	-17 000
Mining*	-4 000		-4 000
Electricity	-1 000	0	-1 000
Construction	5 000	-6 000	-1 000
Business services	-11 000	10 000	-1 000
Transport	0	0	0
Manufacturing	0	2 000	2 000
<b>Total</b>	<b>-55 000</b>	<b>-19 000</b>	<b>-74 000</b>

\*Data for mining industry is not available separately for part-time

NB: Zero amount represents values less than 500, before rounding takes place.

IMPROVING LIVES THROUGH DATA ECOSYSTEMS



stats sa

Department:  
Statistics South Africa  
REPUBLIC OF SOUTH AFRICA





## Year-on-year changes in employment by industry

Year-on-year employment **decreased** by **95 000**, which was driven primarily by community services, manufacturing, mining and transport industries.

Gains were reported in business services, construction and trade industries.

Year-on-year Industry	Number of employees		
	Full-time	Part-time	All employees
Community services	-23 000	-57 000	-80 000
Manufacturing	-26 000	3 000	-23 000
Mining*	-14 000		-14 000
Transport	-4 000	-4 000	-8 000
Electricity	0	-1 000	-1 000
Construction	12 000	-6 000	6 000
Trade	11 000	-3 000	8 000
Business services	4 000	13 000	17 000
<b>Total</b>	<b>-40 000</b>	<b>-55 000</b>	<b>-95 000</b>

*\*Data for mining industry is not available separately for part-time  
NB: Zero amount represents values less than 500, before rounding takes place.*

IMPROVING LIVES THROUGH DATA ECOSYSTEMS



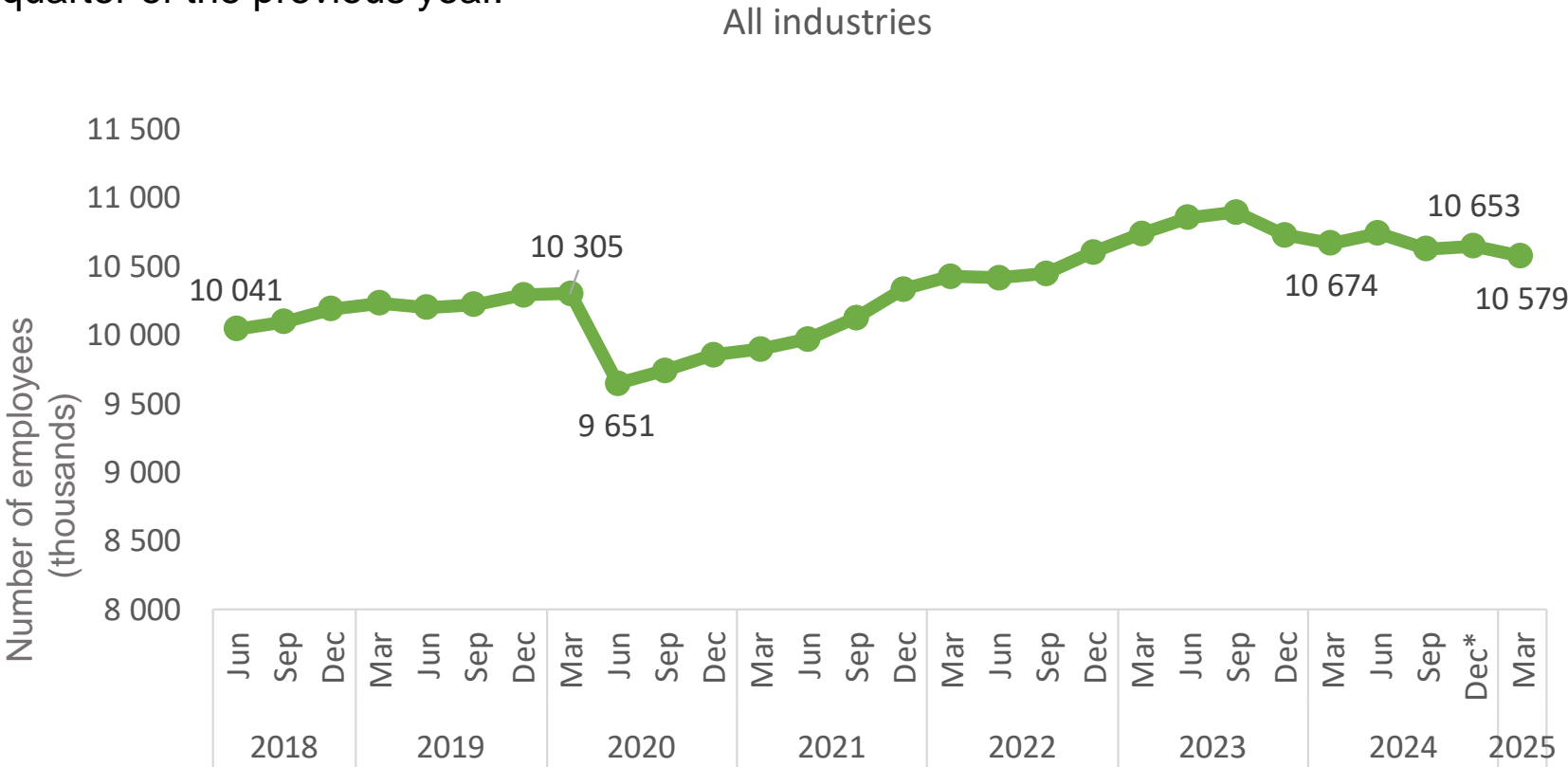
**stats sa**

Department:  
Statistics South Africa  
REPUBLIC OF SOUTH AFRICA



# All industries (Total)

The total number of employees **decreased** by **74 000** in Q1:2025 compared with Q4:2024. Year-on-year total employment for all industries **decreased** by **95 000** compared with same quarter of the previous year.



\* Revised estimates

# Mining

In Q1:2025, mining industry lost 4 000 jobs. Year-on-year the industry lost 14 000 jobs compared to the same quarter of the previous year.



\* Revised estimates



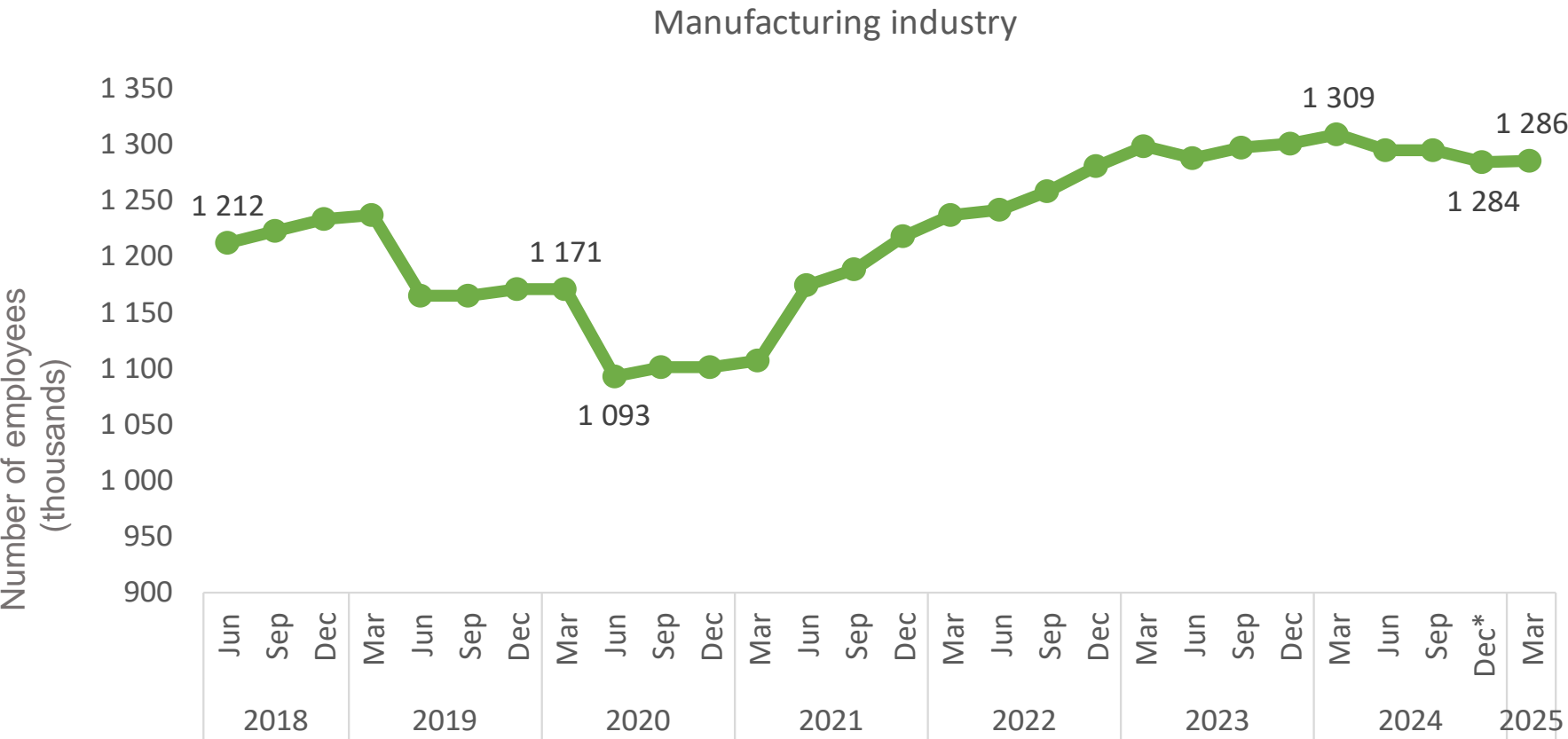
stats sa

Department:  
Statistics South Africa  
REPUBLIC OF SOUTH AFRICA



# Manufacturing

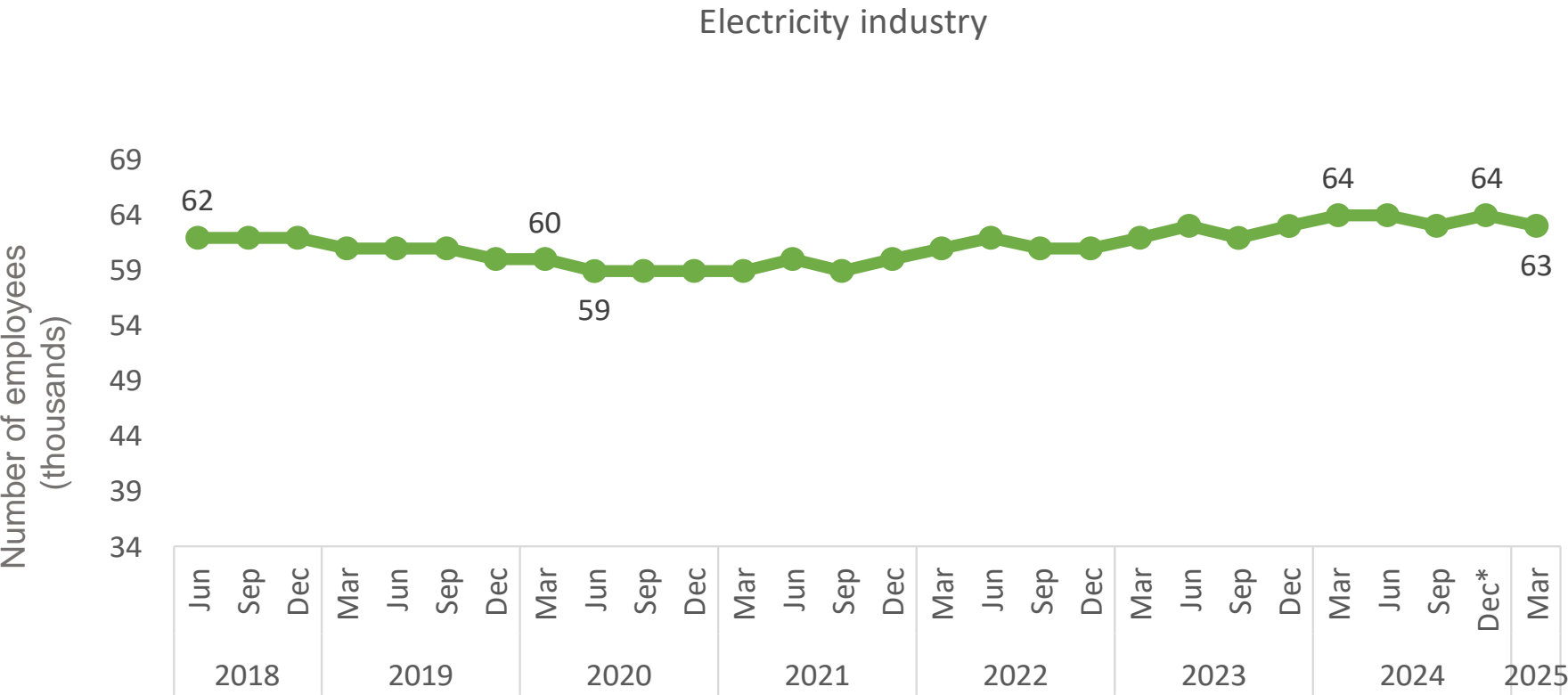
Manufacturing industry **increased** by **2 000** jobs in Q1:2025.  
Year-on-year, the industry saw an annual **decrease** of **23 000** jobs compared to same quarter of 2024.



\* Revised estimates

# Electricity

The electricity industry **decreased** by **1 000** jobs in the first quarter of 2025 compared to Q4:2024. Year-on-year the industry lost **1 000** jobs when comparing Q1:2025 with Q1:2024.

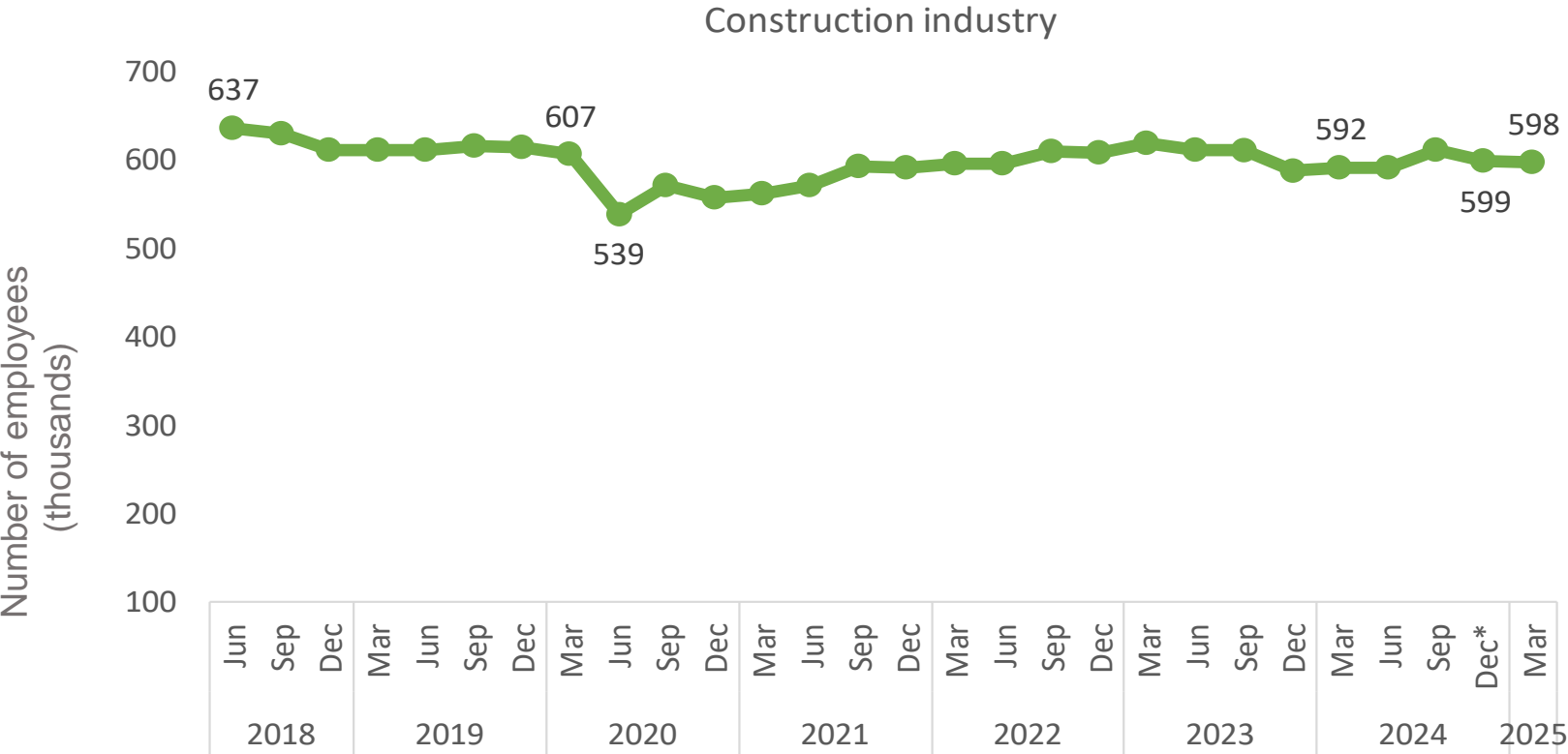


\* Revised estimates



# Construction

The construction industry **decreased** by **1 000** jobs in the first quarter of 2025. The industry saw an **increase** of **6 000** jobs compared with same quarter of the previous year.

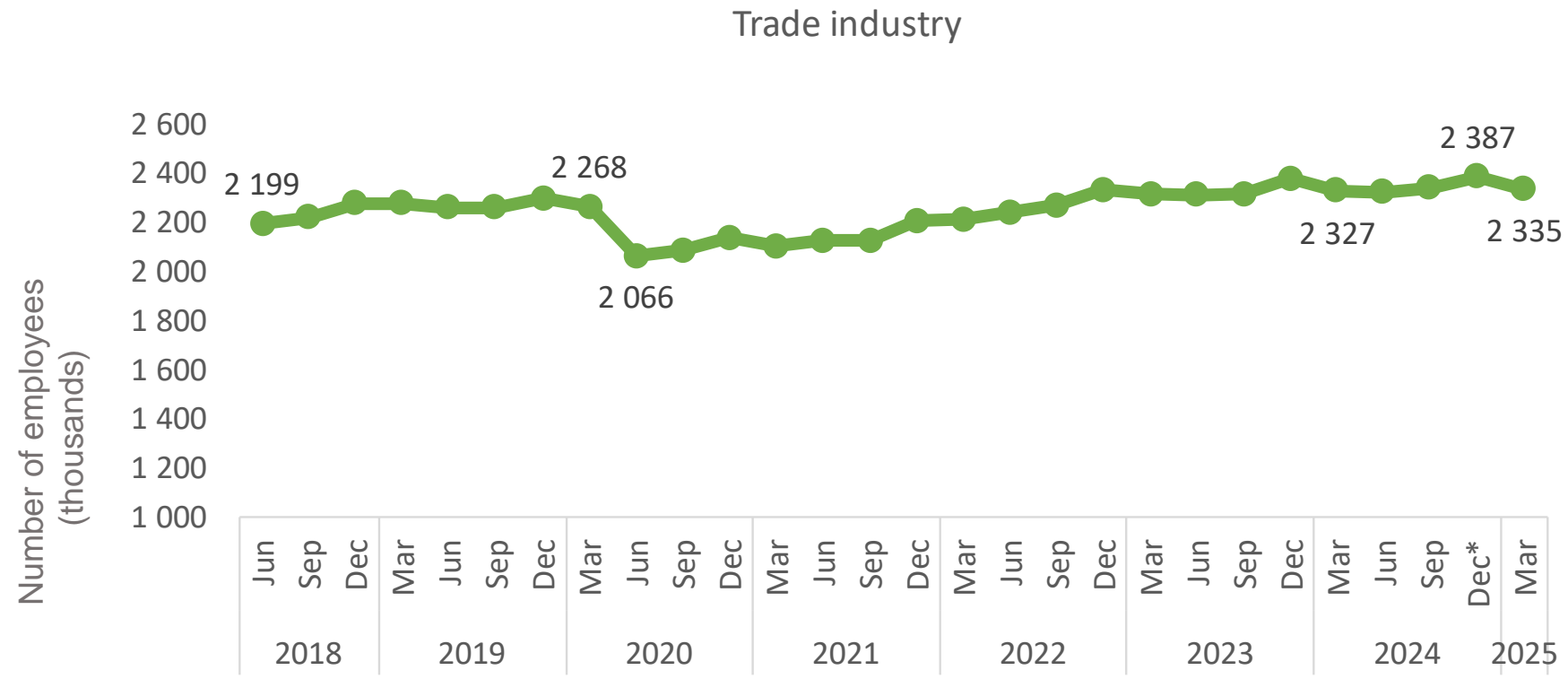


\* Revised estimates



# Trade

Trade industry **lost 52 000** jobs in Q1:2025.  
Year-on-year the industry **added 8 000** jobs compared to the same quarter of 2024.

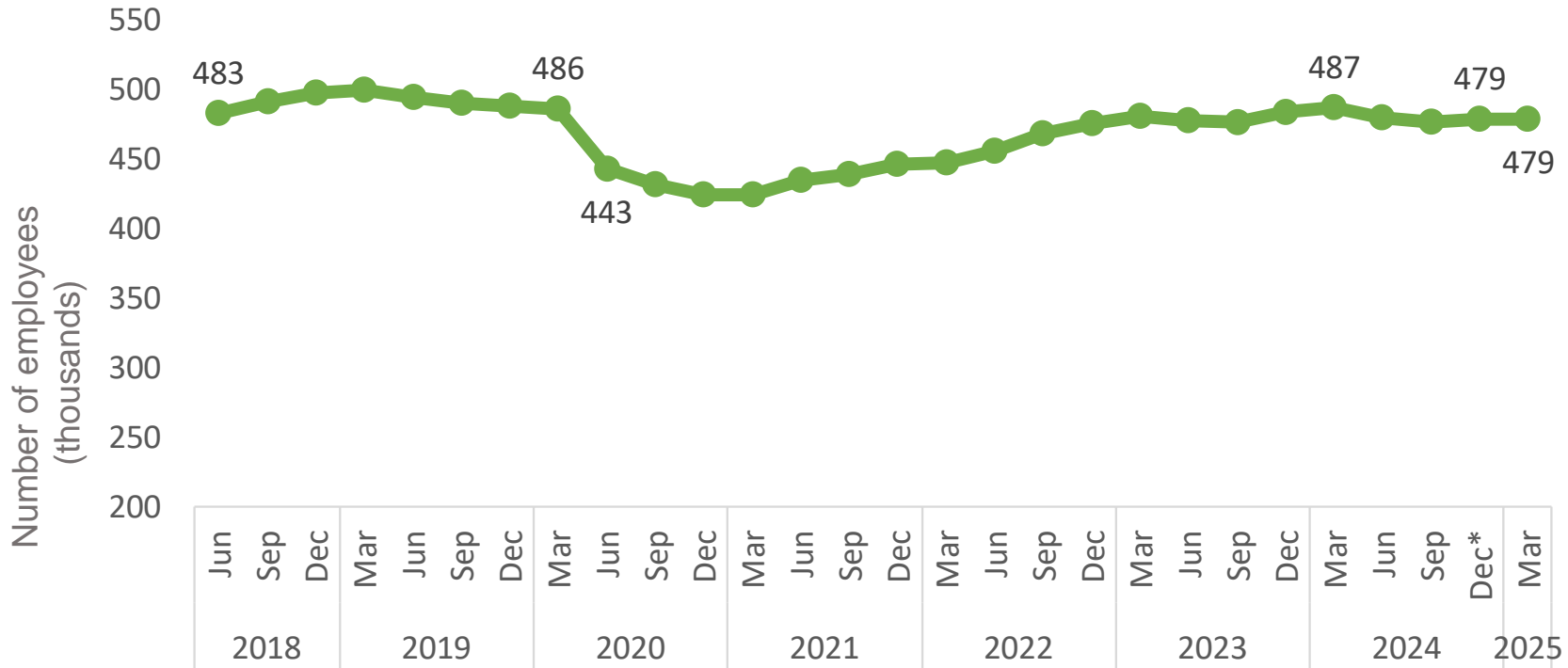


\* Revised estimates

# Transport

Transport industry reported no change in jobs in the first quarter of 2025. The industry **lost 8 000** jobs compared with the same quarter of 2024.

Transport industry



\* Revised estimates



stats sa

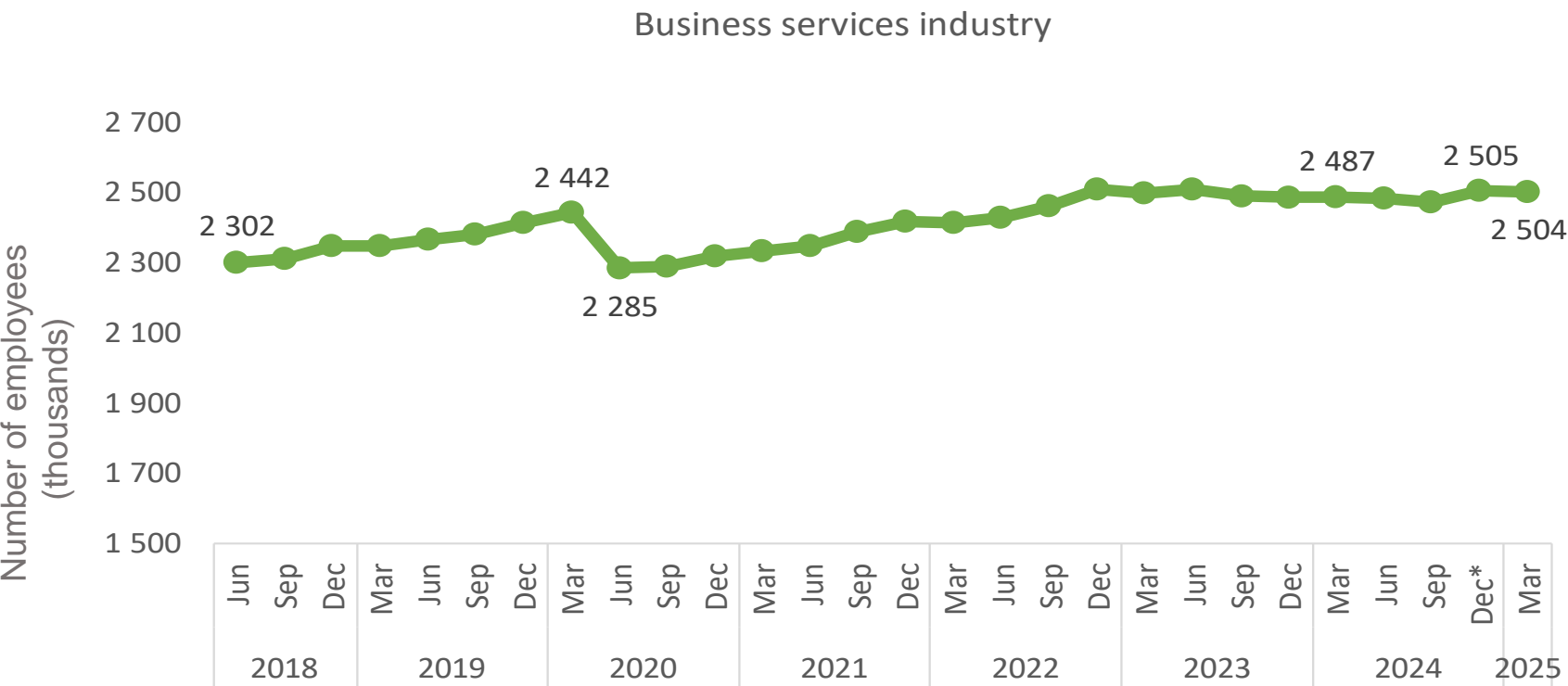
Department:  
Statistics South Africa  
REPUBLIC OF SOUTH AFRICA



# Business services

Business services industry saw a **decrease** of **2 000** jobs in the first quarter of 2025, compared to previous quarter.

Year-on-year the industry **gained** **17 000** jobs compared to same quarter of 2024.



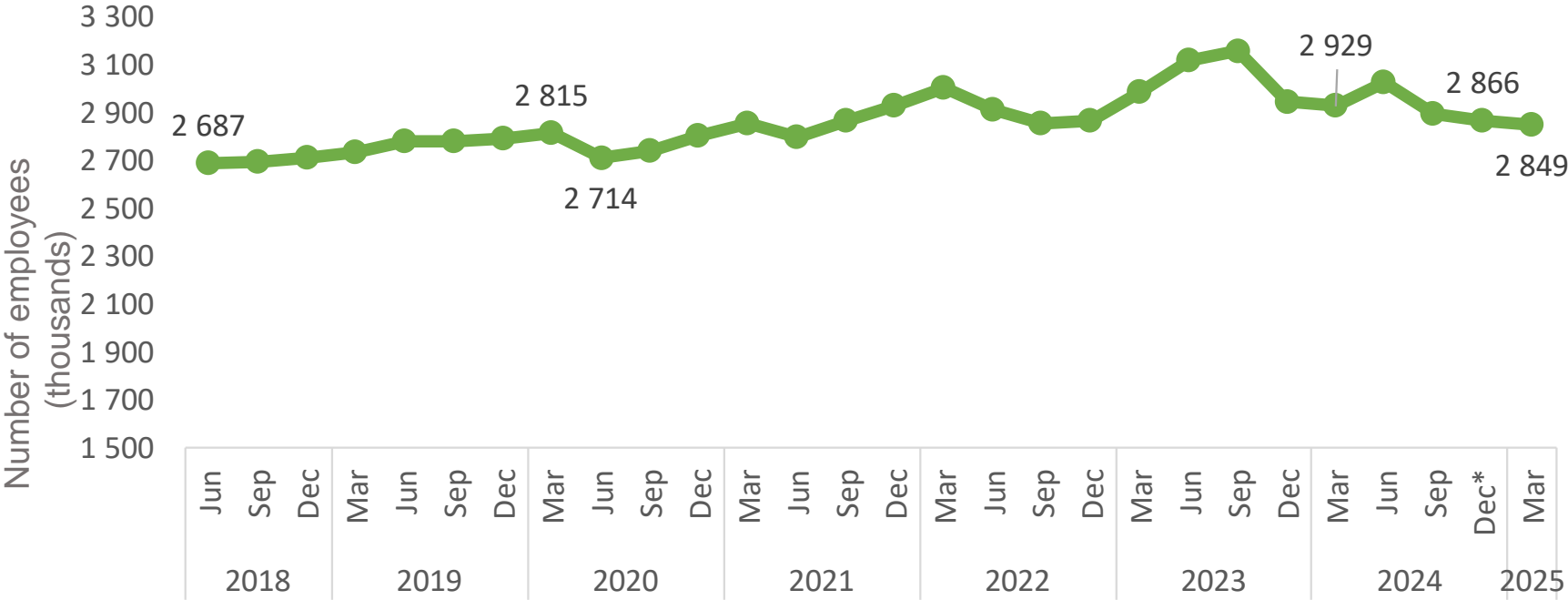
\* Revised estimates

# Community services


The community services industry **lost 17 000** jobs in the first quarter of 2025, compared to the previous quarter.

The industry also saw an annual **decline** of **80 000** jobs compared to the same quarter of 2024.

Community services industry



\* Revised estimates



# Gross Earnings Results Q1:2025



**stats sa**

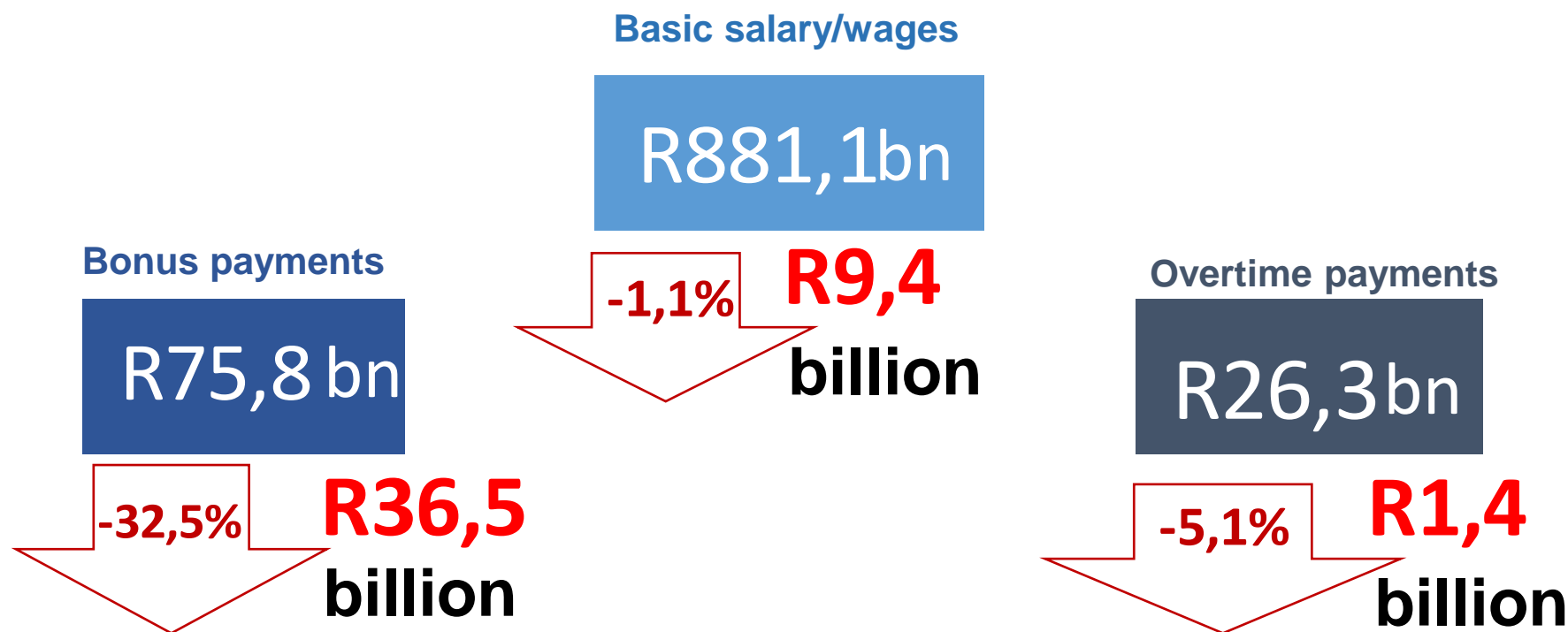
Department:  
Statistics South Africa  
**REPUBLIC OF SOUTH AFRICA**

IMPROVING LIVES THROUGH DATA ECOSYSTEMS



## Changes in gross earnings

Gross earnings decreased by **R47,3** billion (or **-4,6%**) reaching **R983,1** billion compared to Q4:2024 ( **R1,03** trillion). Basic salaries fell by **R9,4** billion (or **-1,1%**), bonus payments decreased by **R36,5** billion (or **-32,5%**) and overtime payments saw a decline of **R1,4** billion (or **-5,1%** ).



IMPROVING LIVES THROUGH DATA ECOSYSTEMS



stats sa

Department:  
Statistics South Africa  
REPUBLIC OF SOUTH AFRICA





# Quarter-on-quarter changes in gross earnings by industry

Gross earnings in Q1:2025 **decreased** due to bonus payments by **R36,5** billion, followed by basic salary payments **R9,4** billion and overtime payments by **R1,4** billion. The business services industry experienced a rise in total earnings, driven by bonus payments..

Quarter-on-quarter		Gross earnings (R' 000)		
Industry	Basic Salary/Wages	Bonus Payments	Overtime Payments	Total Gross Earnings
Community services	-3 300 000	-10 125 000	606 000	-12 819 000
Manufacturing	-1 447 000	-8 880 000	-497 000	-10 824 000
Trade	-2 021 000	-8 592 000	-98 000	-10 711 000
Construction	-1 356 000	-5 391 000	-477 000	-7 224 000
Transport	-372 000	-3 580 000	-173 000	-4 125 000
Electricity	23 000	-2 171 000	0	-2 148 000
Mining*	-107 000			-107 000
Business services	-832 000	2 216 000	-774 000	610 000
Total	-9 412 000	-36 523 000	-1 413 000	-47 348 000

\*Data for mining industry is not available separately for bonuses & overtime payments

NB: Zero amount represents values less than R1 million, before rounding takes place.



stats sa

Department:  
Statistics South Africa  
REPUBLIC OF SOUTH AFRICA



## Year-on-year changes in gross earnings by industry

Year-on-year gross earnings **increased** by **R26,1** billion (or **2,7%**). **Increases** were due to basic salary payments made by **R33,1** billion (**3,9%**). Bonus payments **fell** by **R5,7** billion (**-6,9%**) and overtime payments reported a **decrease** of **R1,3** billion (**-4,7%**).

Year-on-year Industry	Gross earnings (R' 000)			
	Basic Salary/Wages	Bonus Payments	Overtime Payments	Total Gross Earnings
Community services	10 612 000	868 000	930 000	12 410 000
Trade	5 652 000	1 186 000	-236 000	6 602 000
Manufacturing	3 560 000	-407 000	-353 000	2 800 000
Construction	2 320 000	-644 000	-89 000	1 587 000
Transport	1 880 000	-239 000	-520 000	1 121 000
Electricity	712 000	-38 000	-66 000	608 000
Mining*	545 000			545 000
Business services	7 816 000	-6 380 000	-962 000	474 000
<b>Total</b>	<b>33 097 000</b>	<b>-5 654 000</b>	<b>-1 296 000</b>	<b>26 147 000</b>

\*Data for mining industry is not available separately for bonuses & overtime payments



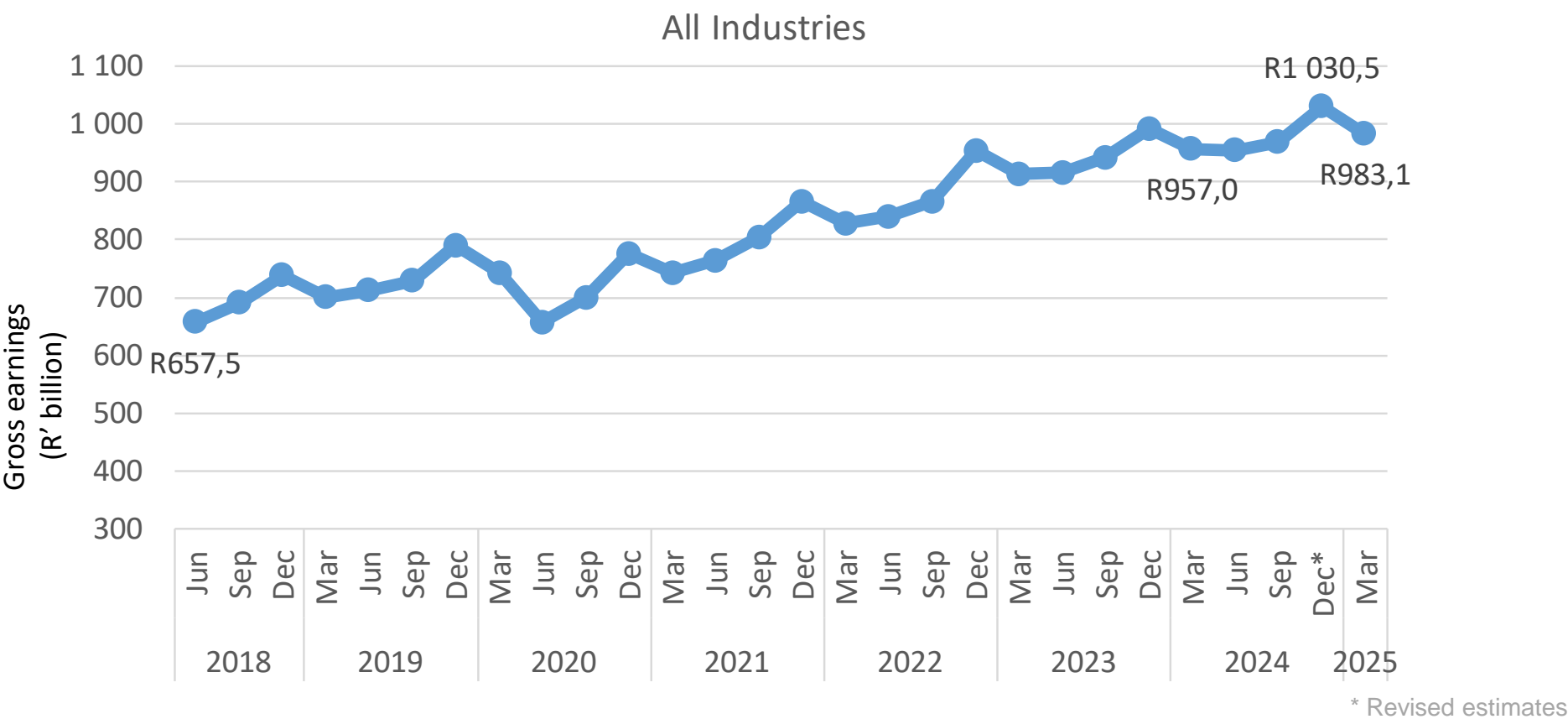
stats sa

Department:  
Statistics South Africa  
REPUBLIC OF SOUTH AFRICA



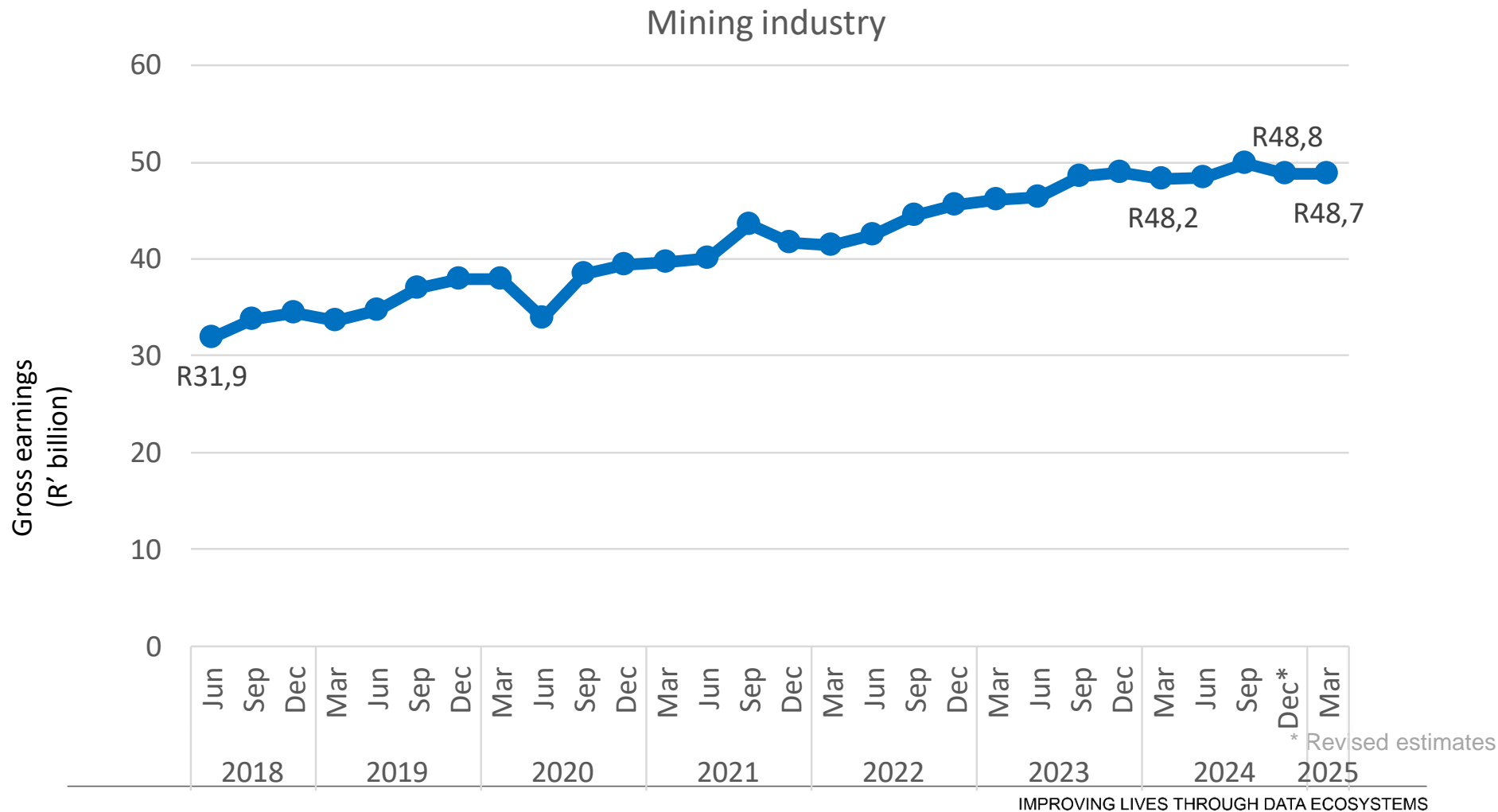
# All industries (Total)

Gross earnings for all industries **decreased** by **R47,3** billion in the Q1:2025.



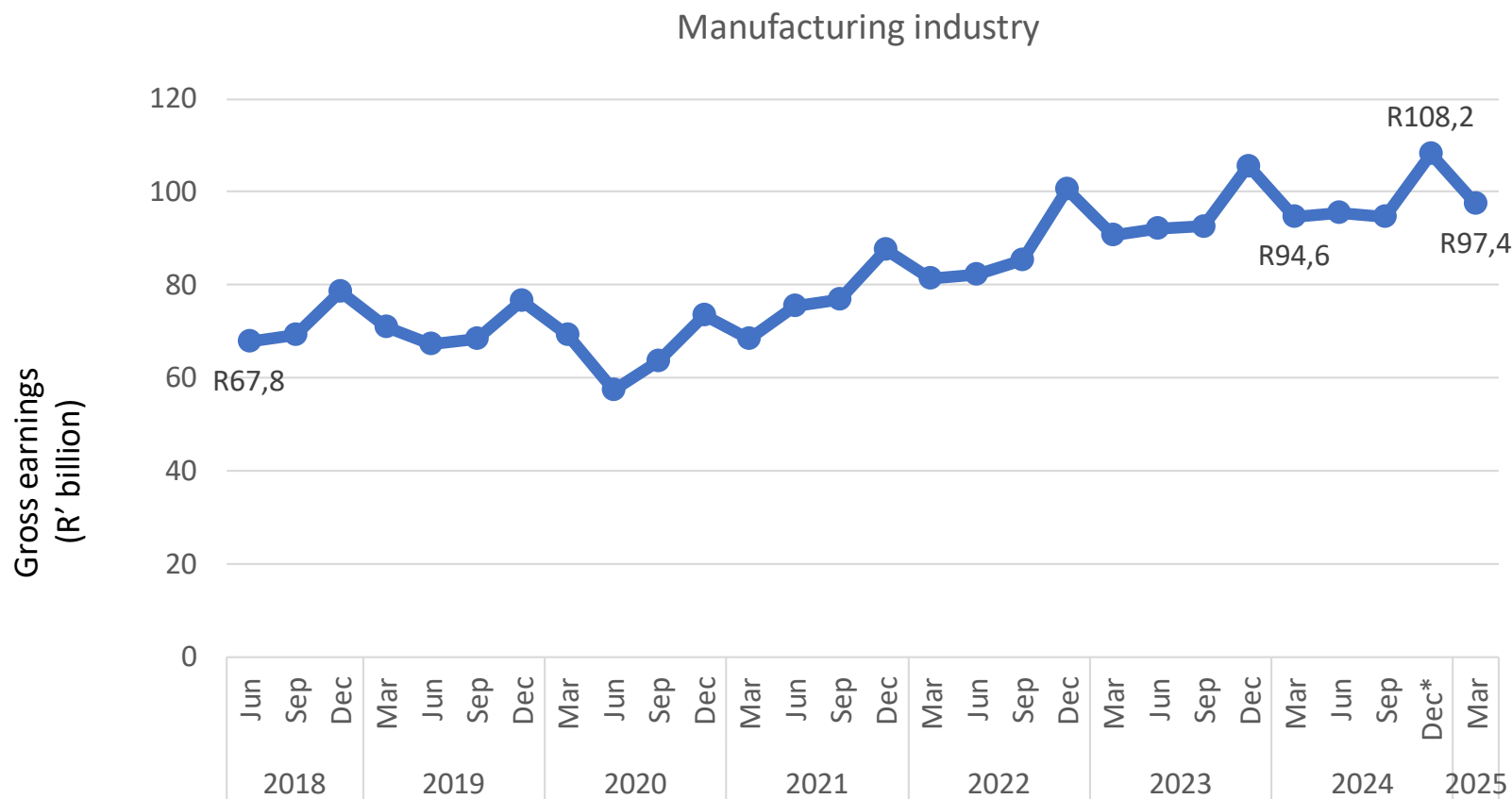
# Mining

Gross earnings paid in the mining industry **decreased** by **R0,1** billion in Q1:2025.



# Manufacturing

Gross earnings paid in the manufacturing industry **decreased** by **R10,8** billion in Q1:2025.



\* Revised estimates



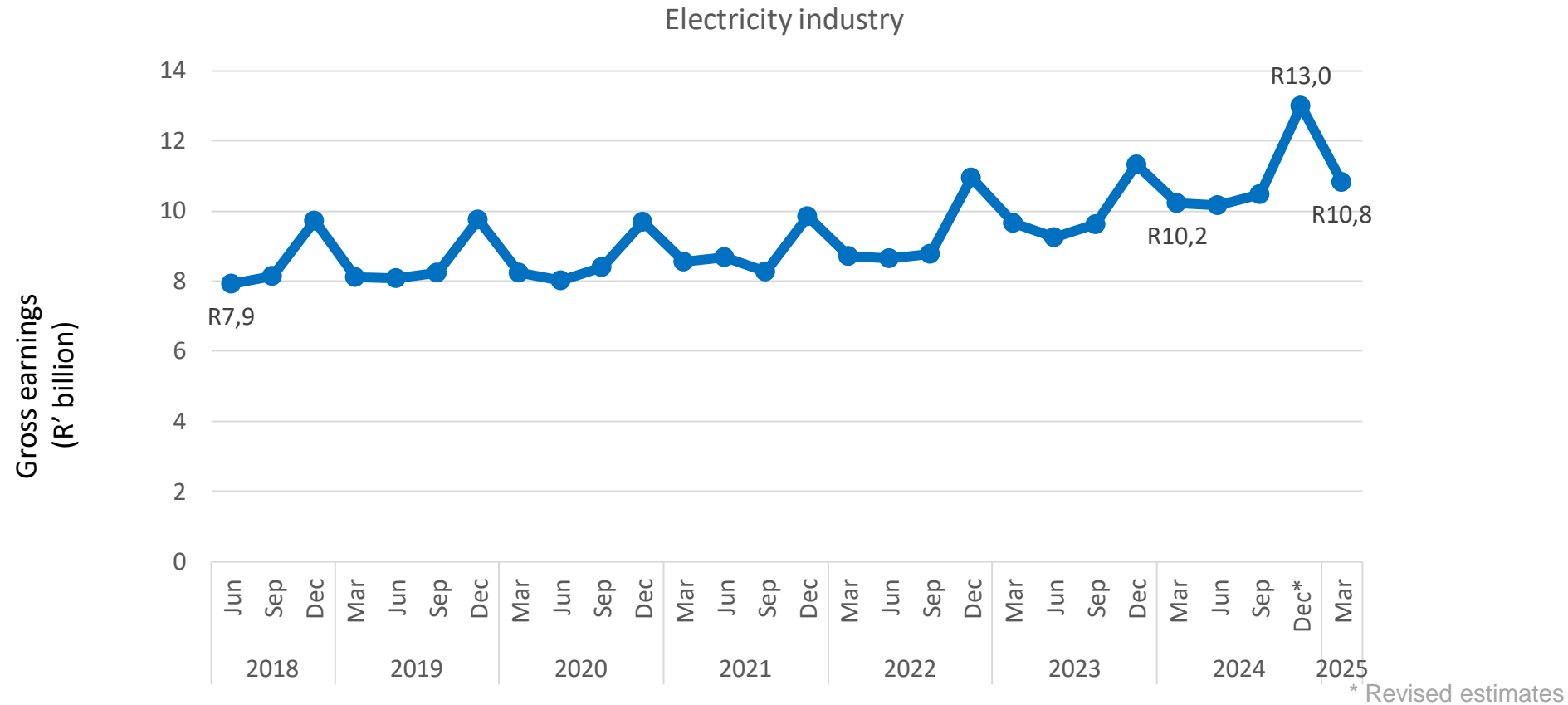
stats sa

Department:  
Statistics South Africa  
REPUBLIC OF SOUTH AFRICA



# Electricity

Gross earnings paid in the electricity industry **decreased** by **R2,1** billion in Q1:2025.



stats sa

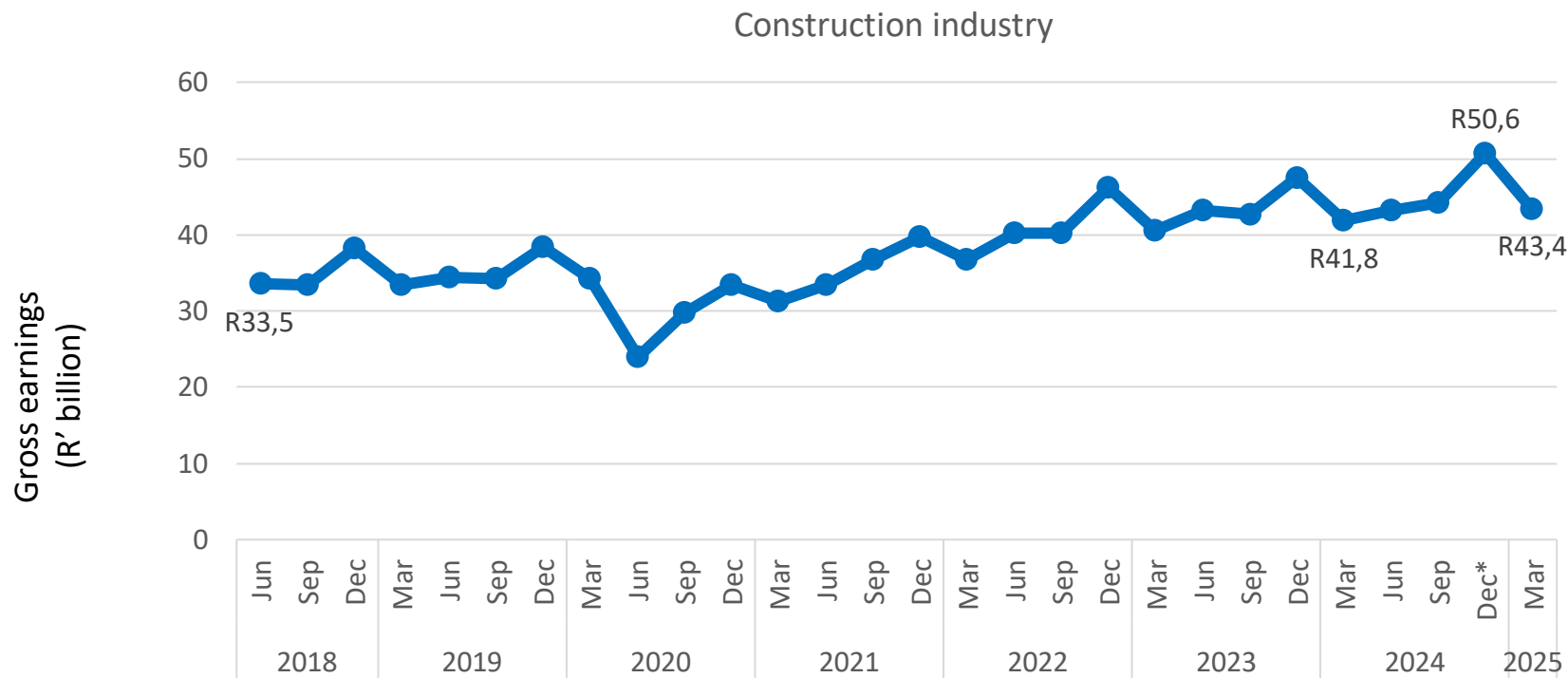
Department:  
Statistics South Africa  
REPUBLIC OF SOUTH AFRICA





# Construction

Gross earnings paid in the construction industry **decreased** by **R7,2** billion in Q1:2025.



\* Revised estimates



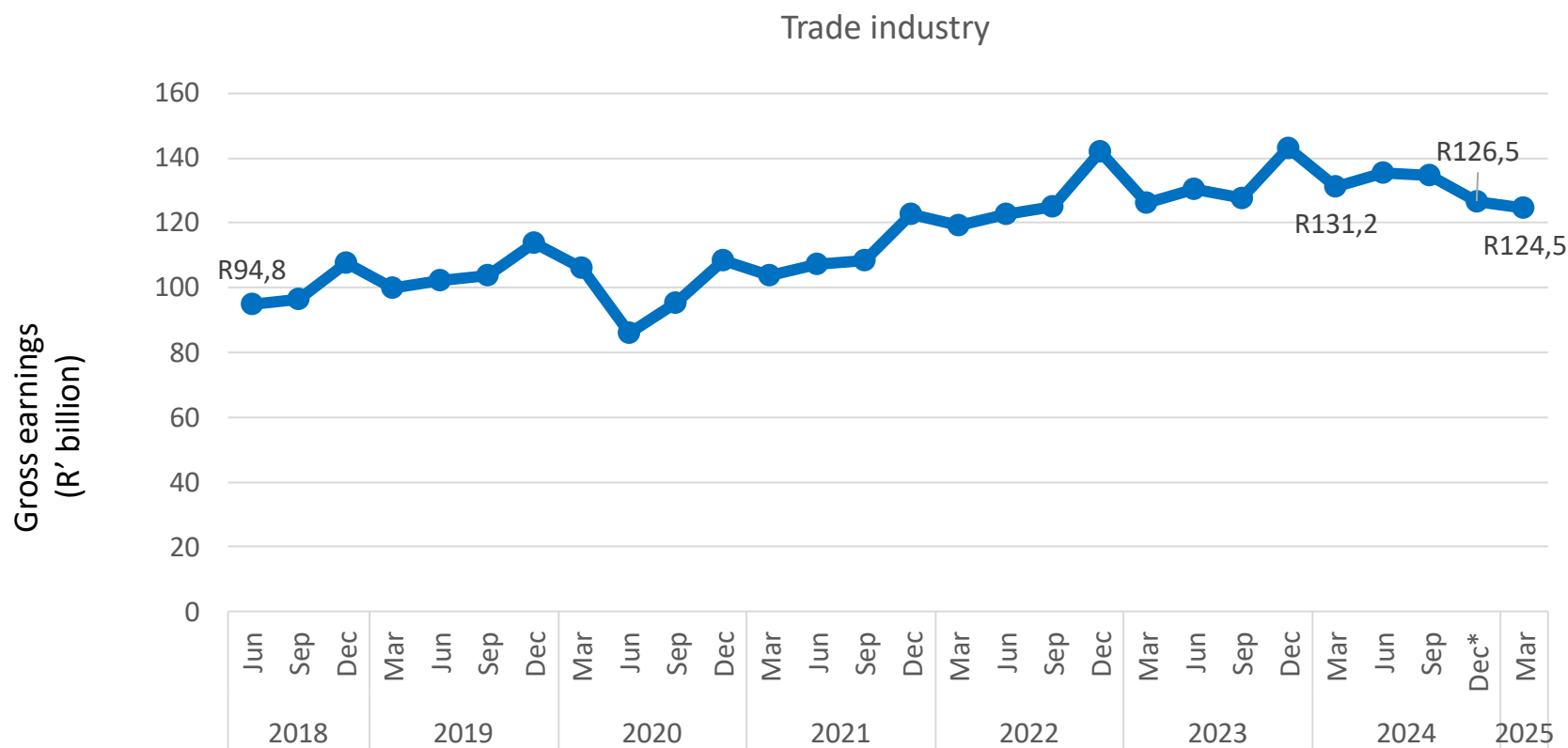
stats sa

Department:  
Statistics South Africa  
REPUBLIC OF SOUTH AFRICA



# Trade

Gross earnings paid in the trade industry **decreased** by **R10,7** billion in Q1:2025.



\* Revised estimates



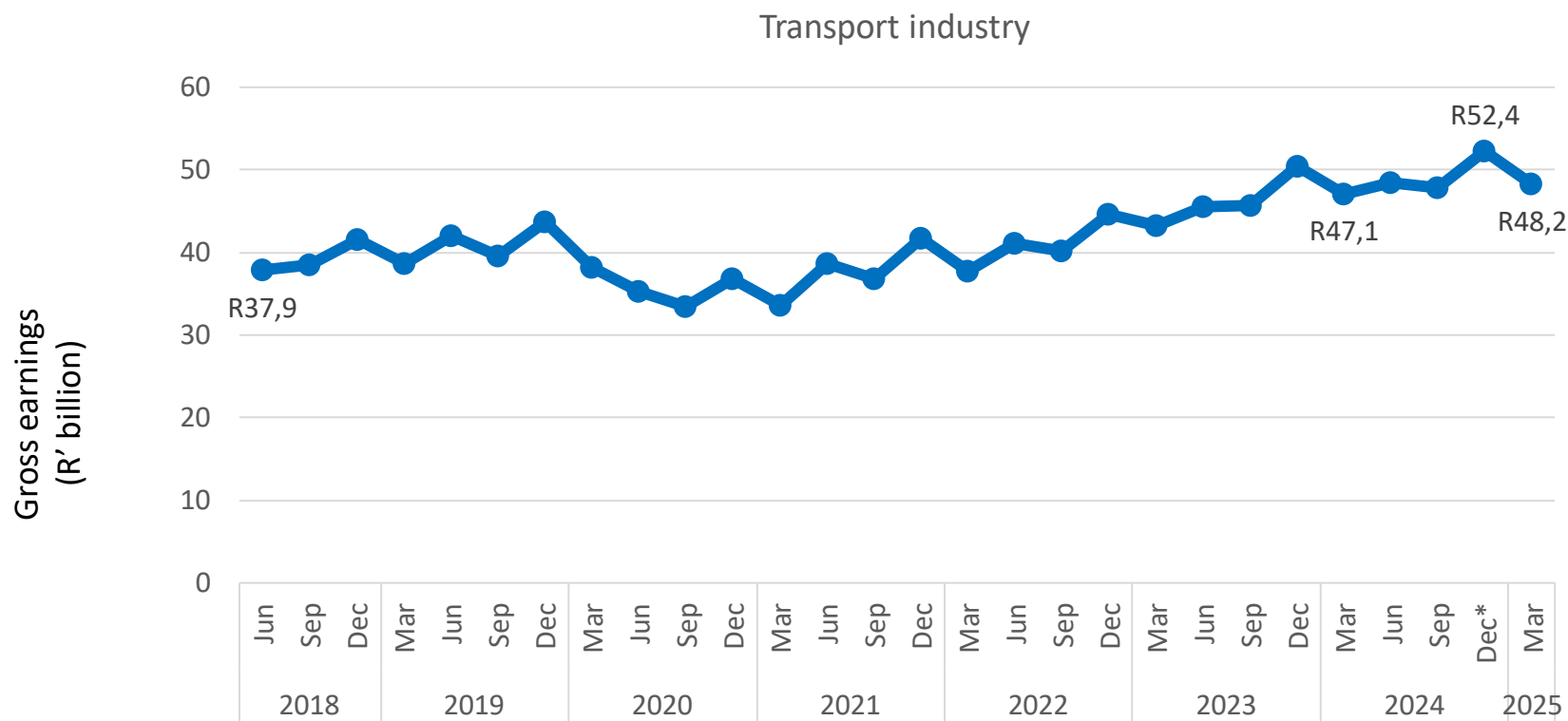
stats sa

Department:  
Statistics South Africa  
REPUBLIC OF SOUTH AFRICA



# Transport

Gross earnings paid in the transport industry **decreased** by **R4,1** billion in Q1:2025.



\* Revised estimates



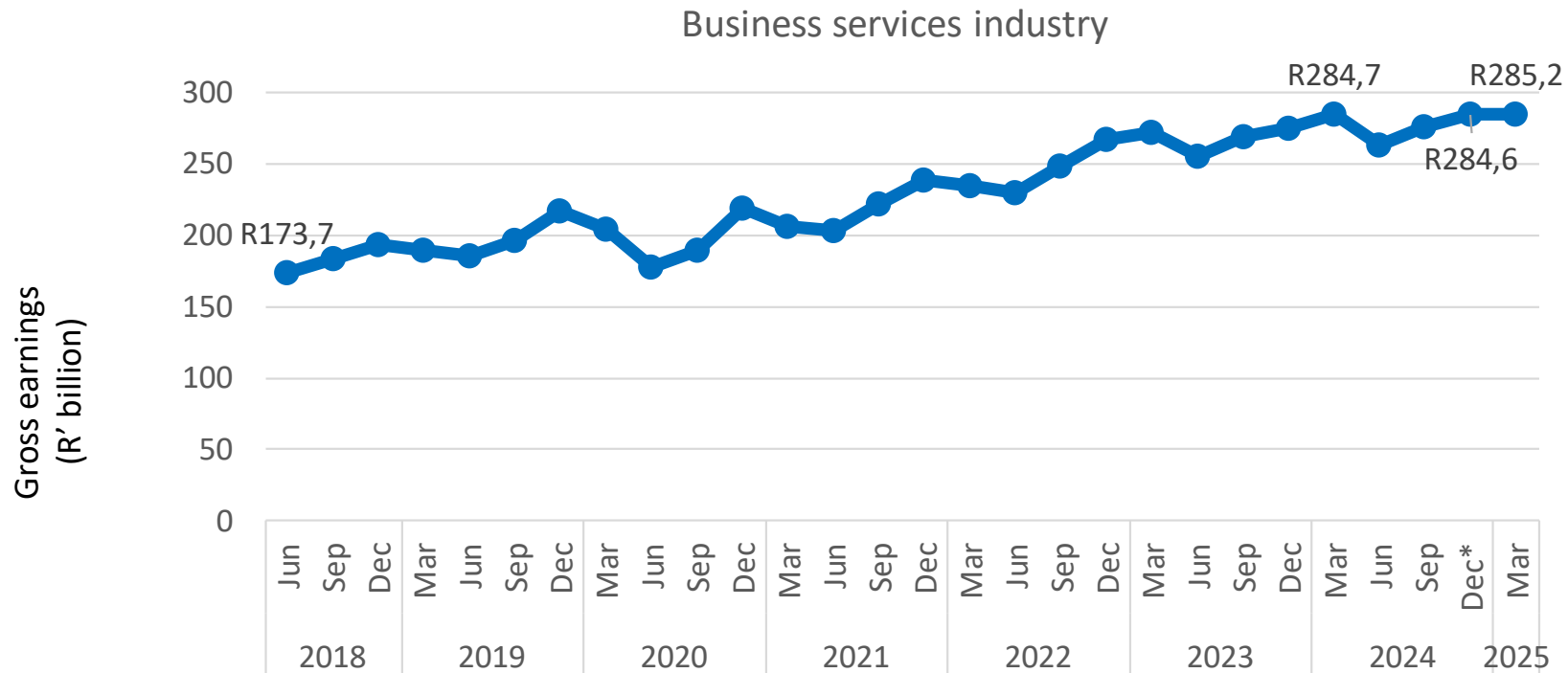
stats sa

Department:  
Statistics South Africa  
REPUBLIC OF SOUTH AFRICA



# Business services

Gross earnings paid in the business services industry **increased** by **R0,6** billion in Q1:2025.



\* Revised estimates



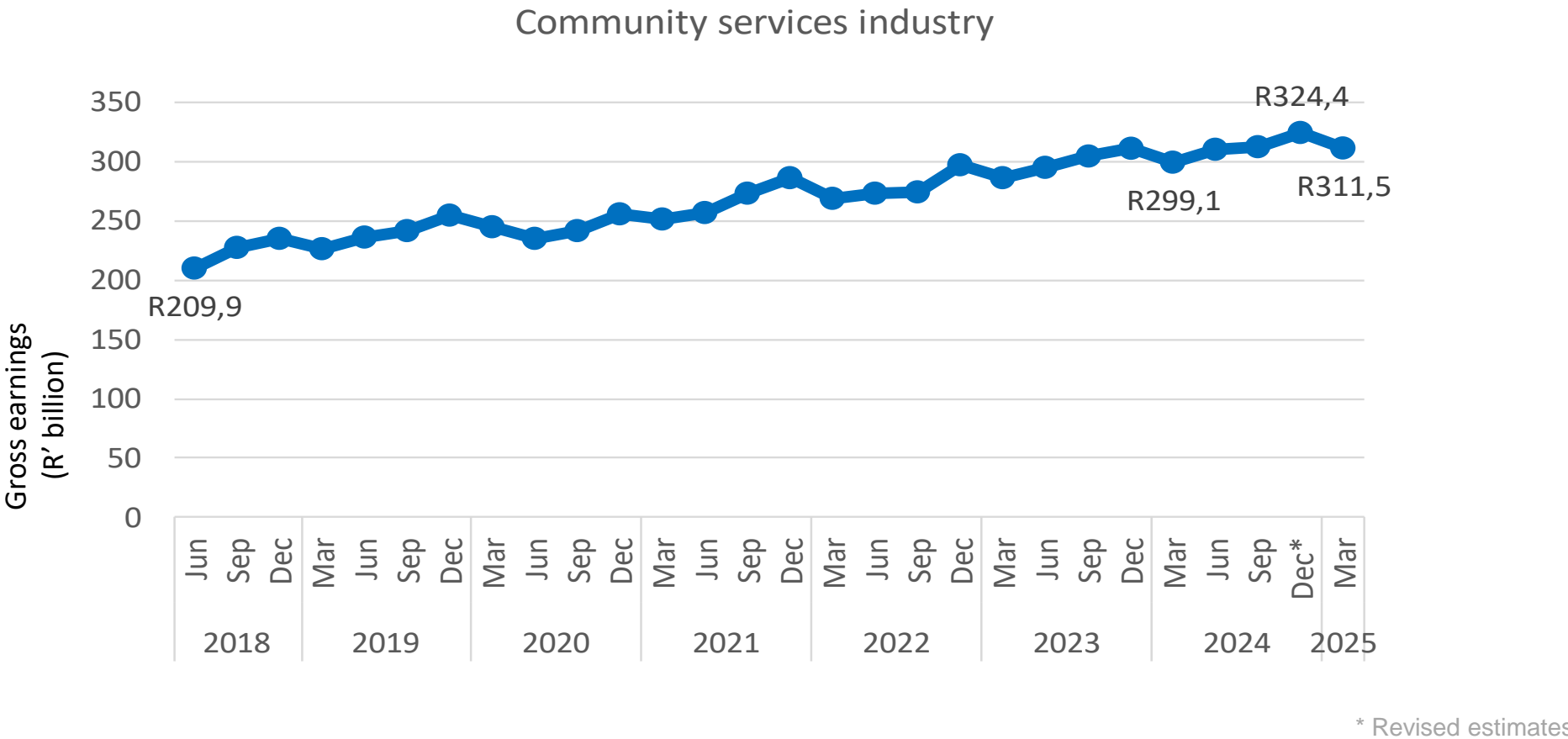
stats sa

Department:  
Statistics South Africa  
REPUBLIC OF SOUTH AFRICA



# Community services

Gross earnings paid in the community services industry **decreased** by **R12,8** billion in Q1:2025.





# Average monthly earnings (AME) February 2025



**stats sa**

Department:  
Statistics South Africa  
REPUBLIC OF SOUTH AFRICA

IMPROVING LIVES THROUGH DATA ECOSYSTEMS






# AME RESULTS

AME including bonuses and overtime payments **decreased** by **0,1%** from **R28 316** in November 2024 to **R28 289** in February 2025.

Year-on-year AME **increased** by **5,6%** from **R26 783** in February 2024 to **R28 289** in February 2025.

Average monthly earnings (AME)

**R28 289**



stats sa

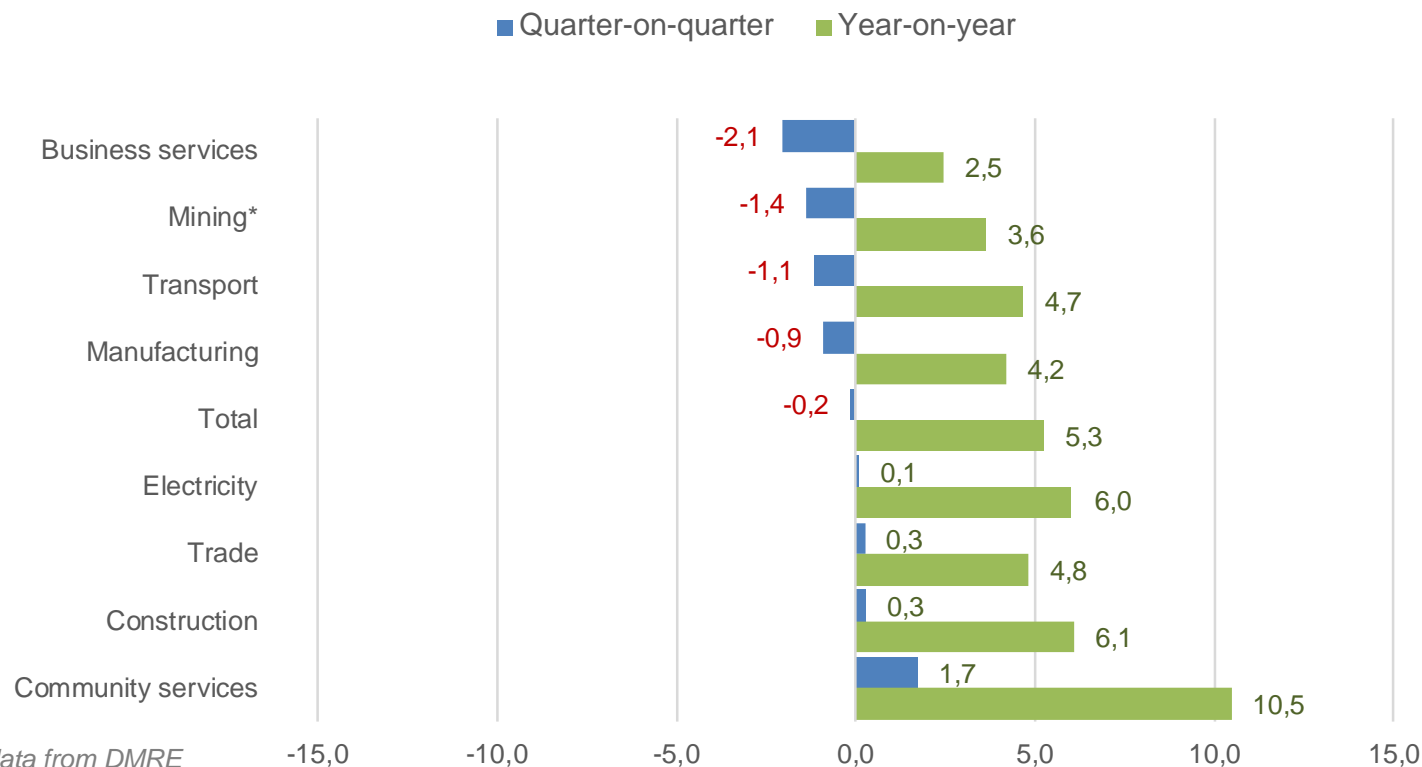
Department:  
Statistics South Africa  
REPUBLIC OF SOUTH AFRICA



# AME by industry

Four out of the eight industries **decreased** in AME in February 2025. Even though there was an overall decrease in AME, there were increases reported in community services, construction, trade and electricity industries.

Year-on-year community services industry reported the largest annual **increase** of **10,5%**, whilst business services industry reported the lowest increase of **2,5%**.



IMPROVING LIVES THROUGH DATA ECOSYSTEMS



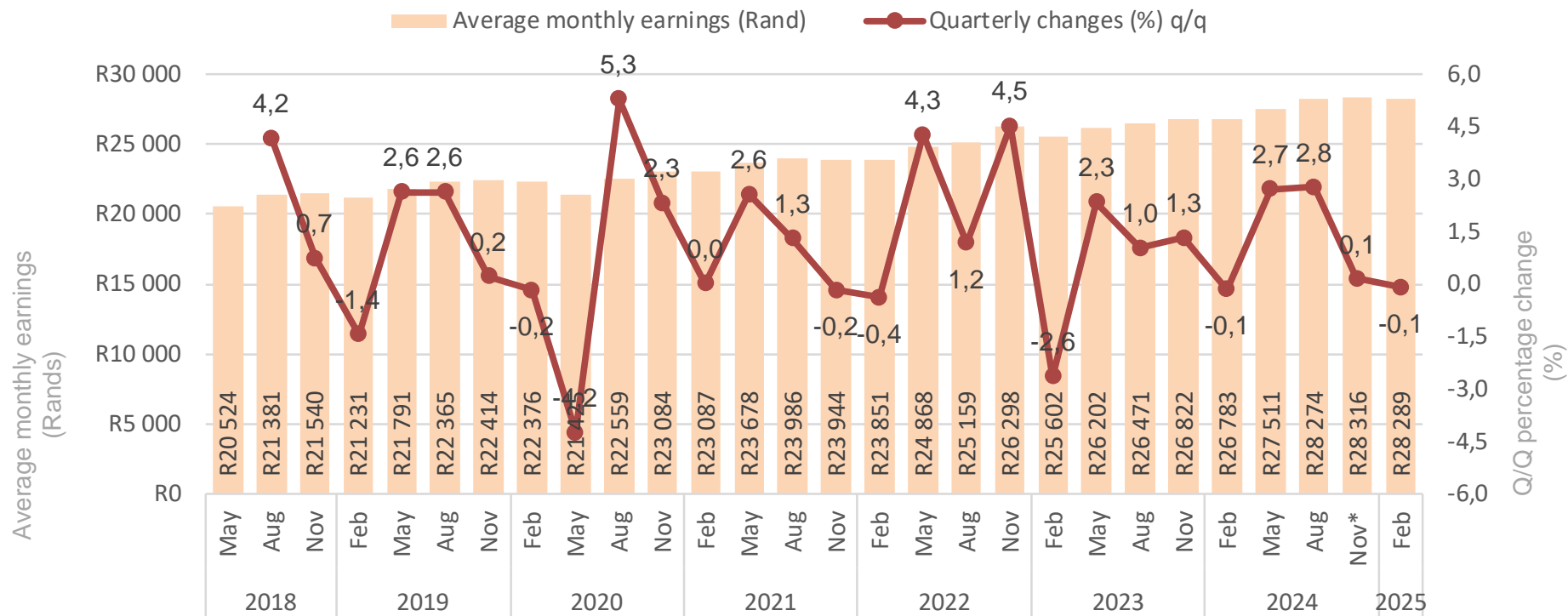
**stats sa**

Department:  
Statistics South Africa  
REPUBLIC OF SOUTH AFRICA



# AME quarter-on-quarter change

The average monthly earnings (AME) amounted to **R28 289** in February 2025, down from **R28 316** reported in November 2024. This is a decrease of **0,1%**.



\* Revised estimates



stats sa

Department:  
Statistics South Africa  
REPUBLIC OF SOUTH AFRICA



# Recap

## QES

### Q1:2025



Number of employees  
**decreased** by 74 000 Q/Q &  
**decreased** by 95 000 Y/Y.



Full-time jobs **decreased** by  
55 000 Q/Q & **decreased**  
by 40 000 Y/Y.



\*Part-time jobs **decreased** by  
19 000 Q/Q and **decreased** by  
55 000 Y/Y.



Average monthly earnings  
**decreased** by 0,1% Q/Q &  
**increased** by 5,6% Y/Y.



Gross earnings **decreased** by  
**R47,3** billion Q/Q & **increased**  
by **R26,1** billion Y/Y.



Basic salaries/wages **decreased**  
by **R9,4** billion Q/Q & **increased**  
by **R33,1** billion Y/Y.



\*Bonus payments **decreased** by  
**R36,5** billion Q/Q & **decreased**  
by **R5,7** billion Y/Y.



\*Overtime payments **decreased** by  
**R1,4** billion Q/Q & **decreased** by **R1,3**  
billion Y/Y.

\*Excluding mining

IMPROVING LIVES THROUGH DATA ECOSYSTEMS



stats sa

Department:  
Statistics South Africa  
REPUBLIC OF SOUTH AFRICA





**stats sa**

Department:  
Statistics South Africa  
**REPUBLIC OF SOUTH AFRICA**

IMPROVING LIVES THROUGH DATA ECOSYSTEMS

