

Quarterly Employment Statistics

Results for Q3:2024

IMPROVING LIVES THROUGH DATA ECOSYSTEMS



stats sa

Department:
Statistics South Africa
REPUBLIC OF SOUTH AFRICA



QES Background

01

QES is an enterprise-based sample survey

02

QES collects information on employing businesses registered for VAT with annual turnover greater than R300 000

03

Samples are drawn from private non-agricultural businesses e.g. factories, offices, stores as well as national, provincial and local government entities

04

Sample size of approximately 20 000 was selected

IMPROVING LIVES THROUGH DATA ECOSYSTEMS



stats sa

Department:
Statistics South Africa
REPUBLIC OF SOUTH AFRICA

QES Coverage

INCLUDES



* Administrative data from DMRE

EXCLUDES



IMPROVING LIVES THROUGH DATA ECOSYSTEMS

QES Variables

Estimates are published on a quarter lag (SDDS)

Number of employees

as at the **last month** of the
reference quarter



*Average monthly
earnings*

for **the middle month** of the
reference quarter

Gross earnings

for the **three months** of the
reference quarter

IMPROVING LIVES THROUGH DATA ECOSYSTEMS



Employment Results Q3:2024

IMPROVING LIVES THROUGH DATA ECOSYSTEMS



stats sa

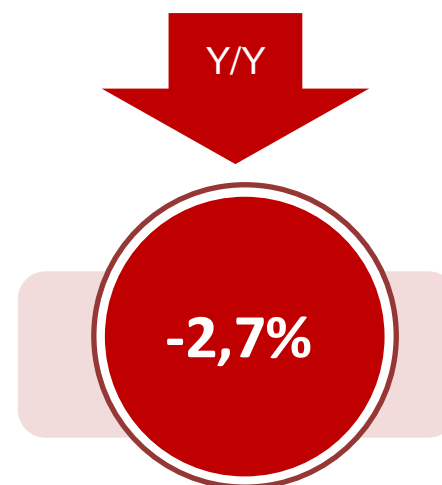
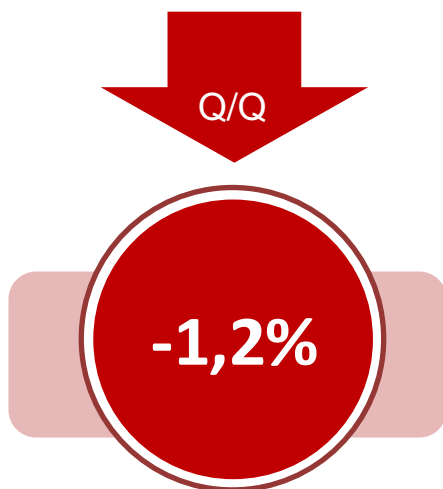
Department:
Statistics South Africa
REPUBLIC OF SOUTH AFRICA



EMPLOYMENT RESULTS

The number of employed persons **decreased** by **133 000** from **10 738 000** in Q2:2024 to **10 605 000** in Q3:2024.

There was a **decrease** of **133 000** jobs in third quarter 2024. This figure represents a **decrease** of **1,2%** when compared to the previous quarter.



Year-on-year there was an annual **decrease** of **294 000** jobs (or **-2,7%**) in Q3:2024 compared with the corresponding quarter of the previous year.

IMPROVING LIVES THROUGH DATA ECOSYSTEMS

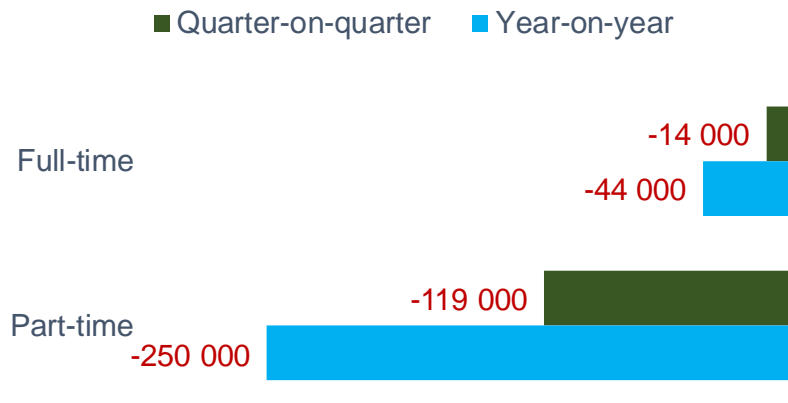
EMPLOYMENT RESULTS

Full-time employment **decreased** from 9 468 000 in Q2:2024 to 9 454 000 in Q3:2024.

Part-time employment **decreased** from 1 270 000 in Q2:2024 to 1 151 000 in Q3:2024.

There was a quarter-on-quarter **decrease** of **14 000** full-time jobs. Year-on-year full-time jobs **decreased** by **44 000**.

Part-time jobs **decreased** by **119 000** quarter-on-quarter and year-on-year there was a **decrease** of **250 000** jobs.



IMPROVING LIVES THROUGH DATA ECOSYSTEMS

Quarter-on-quarter changes in employment

There was a quarter-on-quarter **decrease** of **133 000** jobs. Community services industry reported the most **decline** with **131 000** jobs, primarily driven by **decreases** in part-time employment.

There were job **decreases** reported by six of the eight industries.

Quarter-on-quarter Industry	Number of employees		
	Full-time	Part-time	All employees
Community services	-3 000	-128 000	-131 000
Business services	-22 000	7 000	-15 000
Manufacturing	-5 000	1 000	-4 000
Transport	-2 000	-1 000	-3 000
Mining*	-2 000		-2 000
Electricity	0	-1 000	-1 000
Construction	3 000	1 000	4 000
Trade	17 000	2 000	19 000
Total	-14 000	-119 000	-133 000

**Data for mining industry is not available separately for part-time*

IMPROVING LIVES THROUGH DATA ECOSYSTEMS

Year-on-year changes in employment

Year-on-year employment **decreased** by **294 000**, which was driven primarily by community services, business services, construction as well as the mining and manufacturing industries. Despite the reported losses, there were gains in the trade and electricity industries.

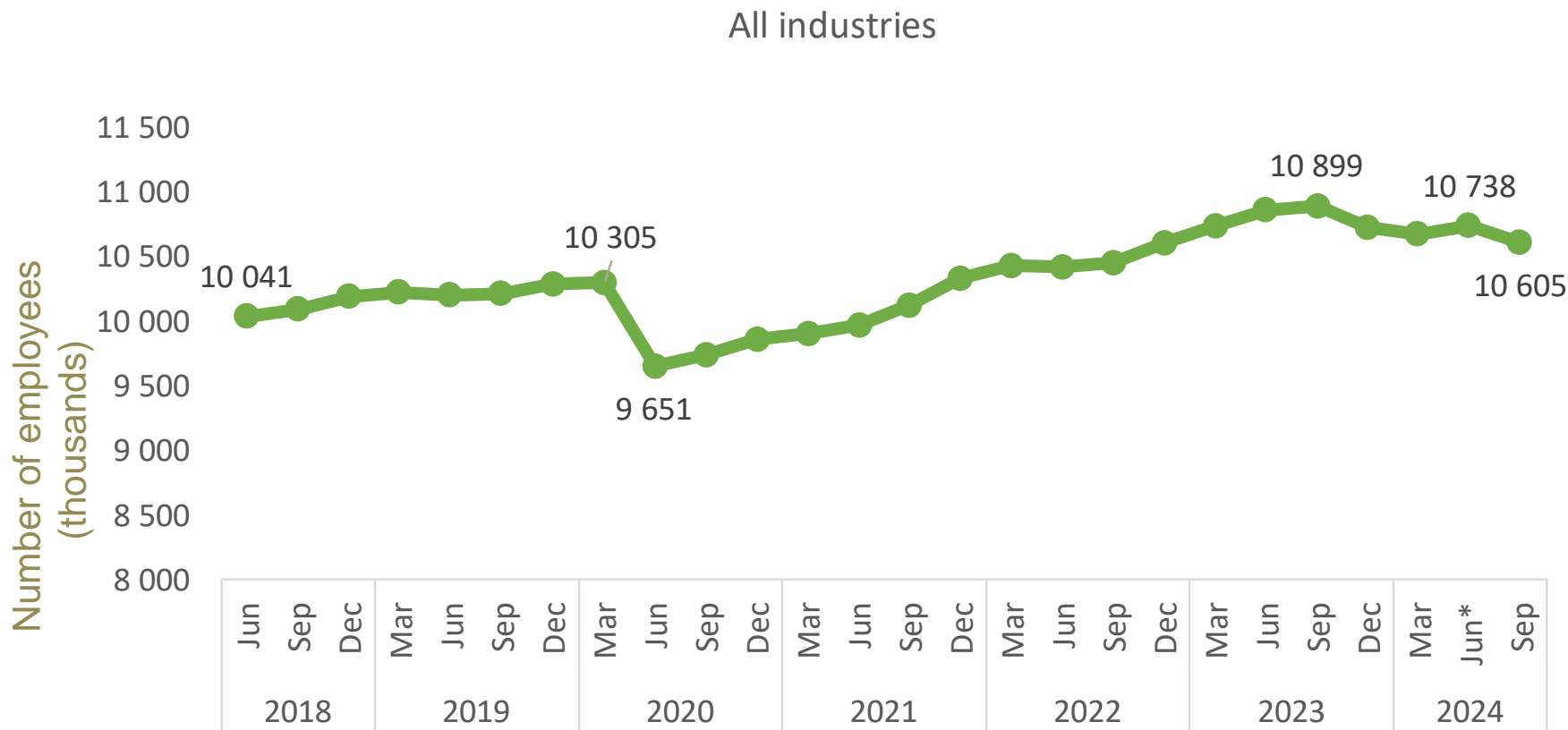
Year-on-year Industry	Number of employees		
	Full-time	Part-time	All employees
Community services	-23 000	-242 000	-265 000
Business services	-15 000	-9 000	-24 000
Construction	-7 000	-9 000	-16 000
Mining*	-10 000		-10 000
Manufacturing	-8 000	2 000	-6 000
Transport	0	0	0
Electricity	1 000	0	1 000
Trade	18 000	8 000	26 000
Total	-44 000	-250 000	-294 000

**Data for mining industry is not available separately for part-time*

IMPROVING LIVES THROUGH DATA ECOSYSTEMS

All industries (Total)

The total number of employees **decreased** by **133 000** in Q3:2024 compared with Q2:2024. Year-on-year total employment for all industries **decreased** by **294 000** compared with same quarter of the previous year.

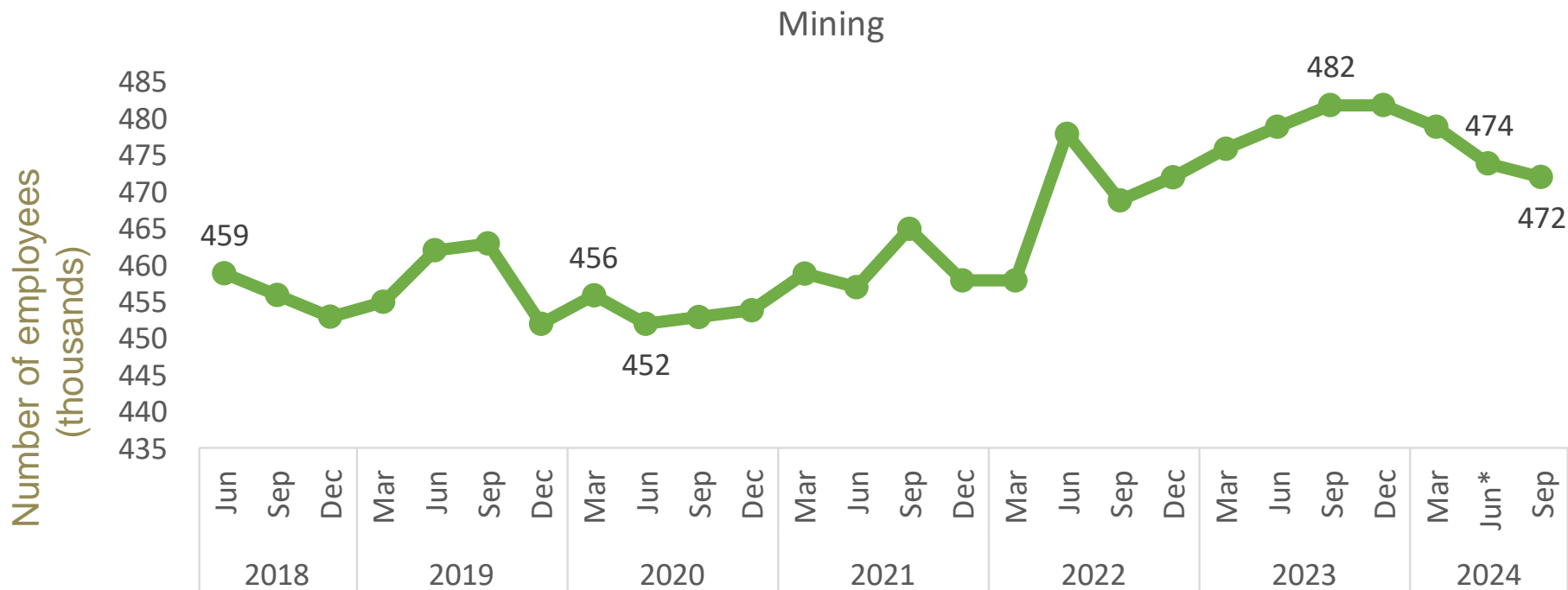


* Revised estimates

IMPROVING LIVES THROUGH DATA ECOSYSTEMS

Mining

In Q3:2024, mining industry lost **2 000** jobs. Year-on-year the industry lost **10 000** jobs compared to the same quarter of the previous year.



* Revised estimates

IMPROVING LIVES THROUGH DATA ECOSYSTEMS

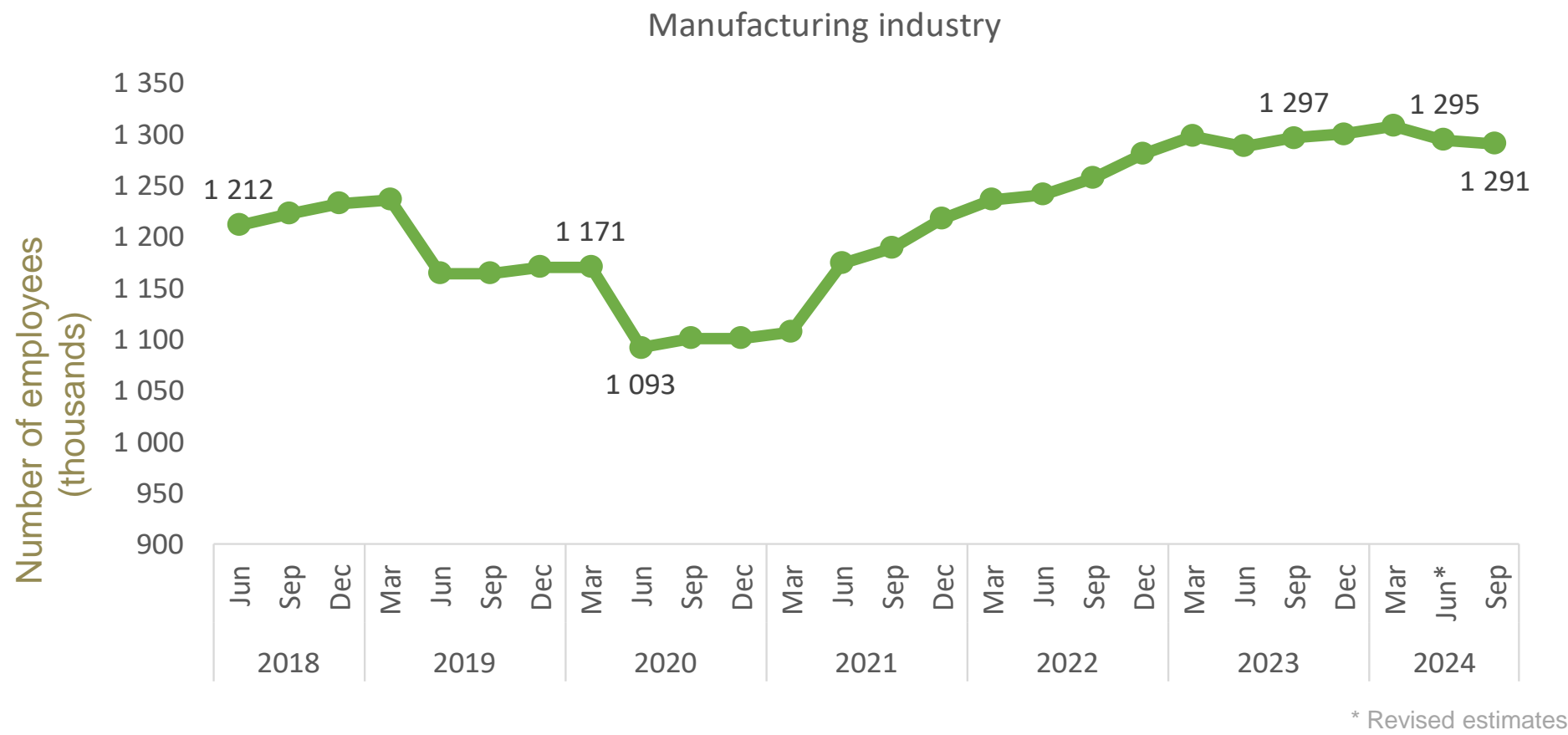


stats sa

Department:
Statistics South Africa
REPUBLIC OF SOUTH AFRICA

Manufacturing

Manufacturing industry decreased by 4 000 jobs in Q3:2024.
Year-on-year, the industry saw an annual decrease of 6 000 jobs compared to same quarter of 2023.

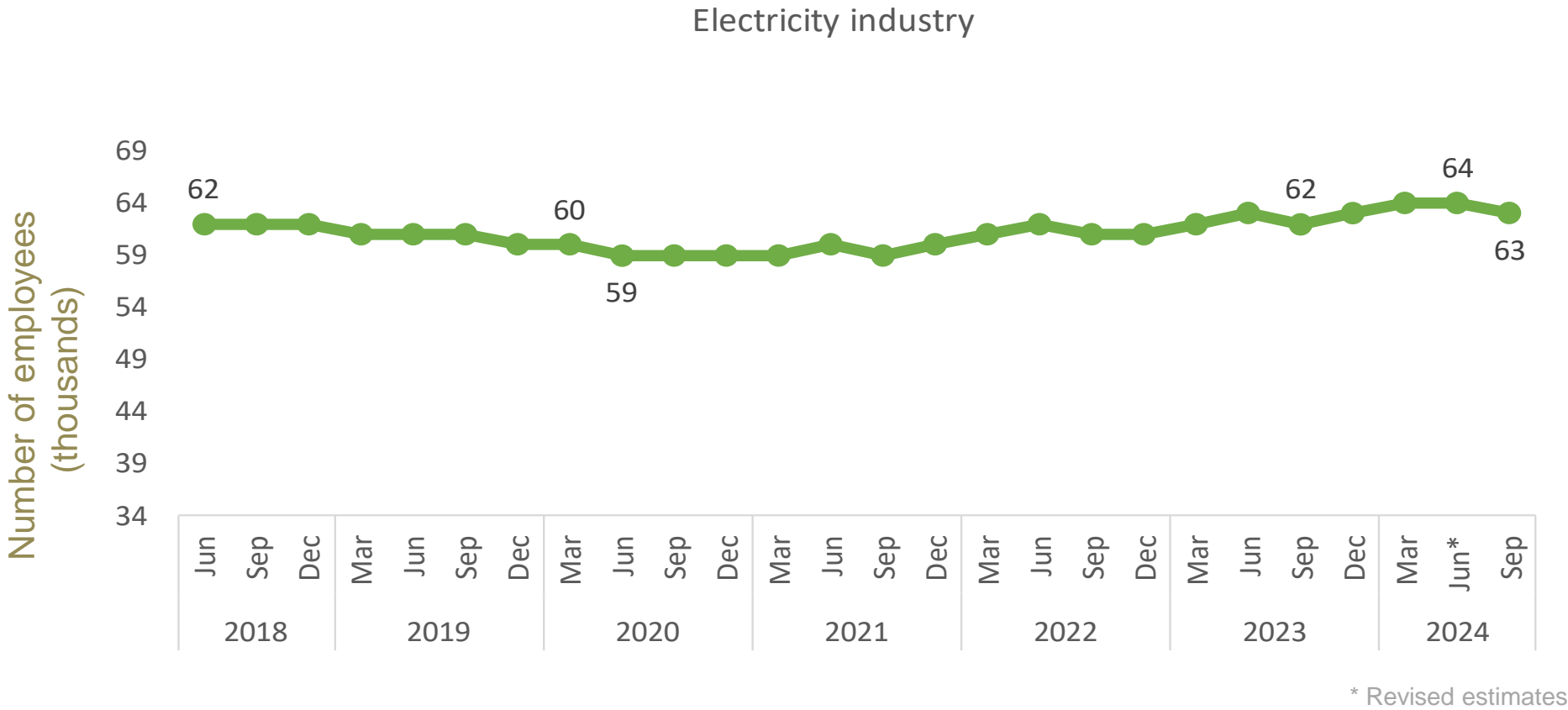


IMPROVING LIVES THROUGH DATA ECOSYSTEMS

Electricity

The electricity industry **decreased** by **1 000** jobs in the third quarter of 2024 compared to Q2:2024.

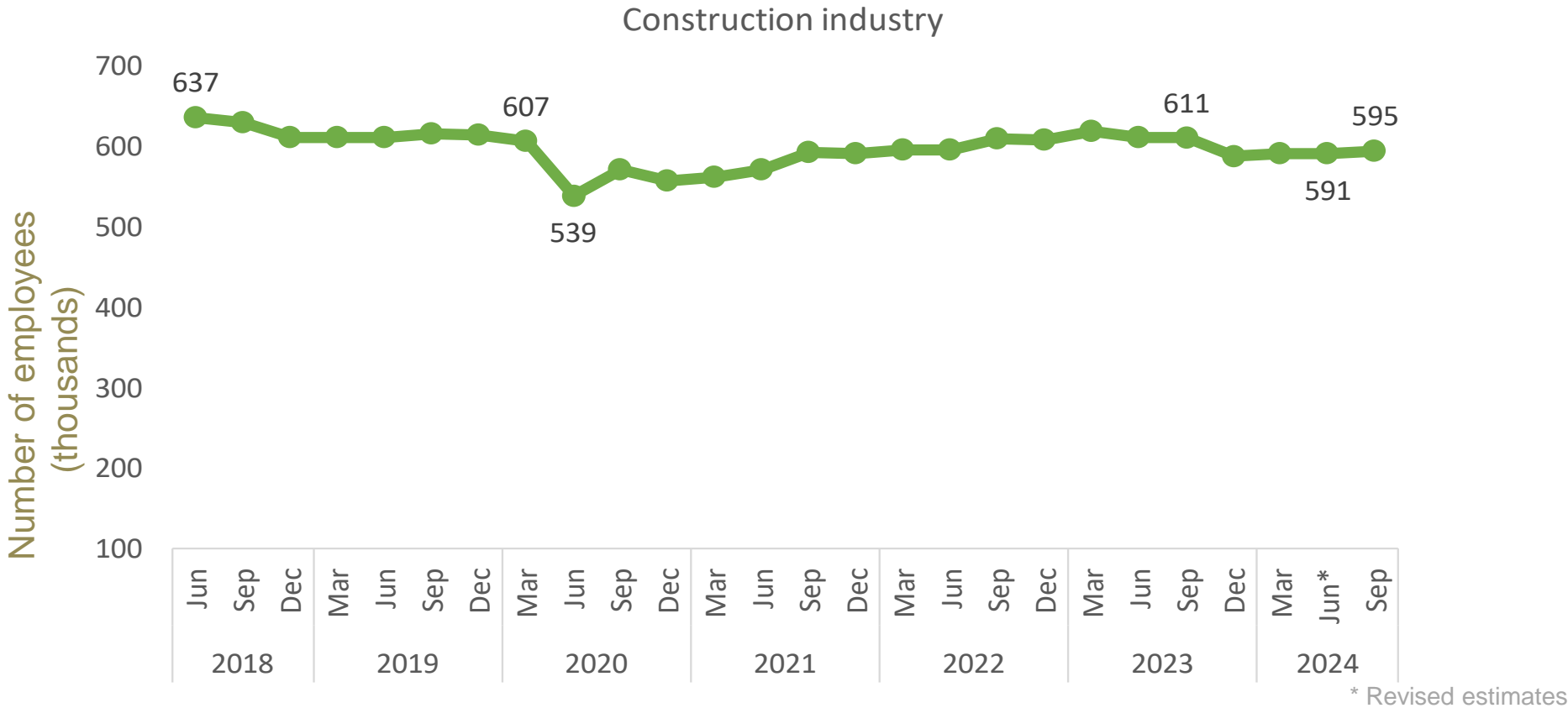
Year-on-year the industry added **1 000** jobs when comparing Q3:2024 with Q3:2023.



IMPROVING LIVES THROUGH DATA ECOSYSTEMS

Construction

The construction industry increased by 4 000 jobs in the third quarter of 2024. The industry saw a decline of 16 000 jobs compared with same quarter of the previous year.

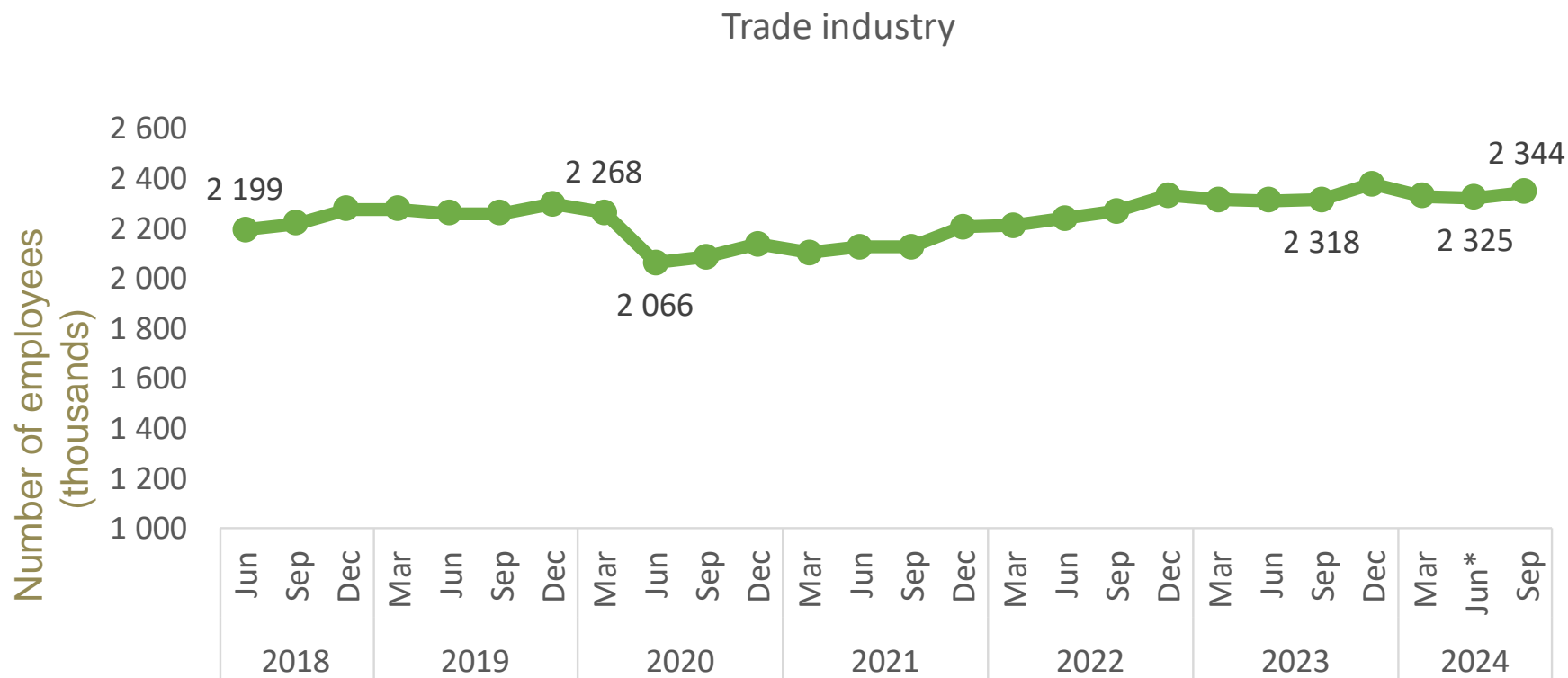


IMPROVING LIVES THROUGH DATA ECOSYSTEMS

Trade

Trade industry gained 19 000 jobs in Q3:2024.

Year-on-year the industry gained 26 000 jobs compared to the same quarter of 2023.



* Revised estimates

IMPROVING LIVES THROUGH DATA ECOSYSTEMS

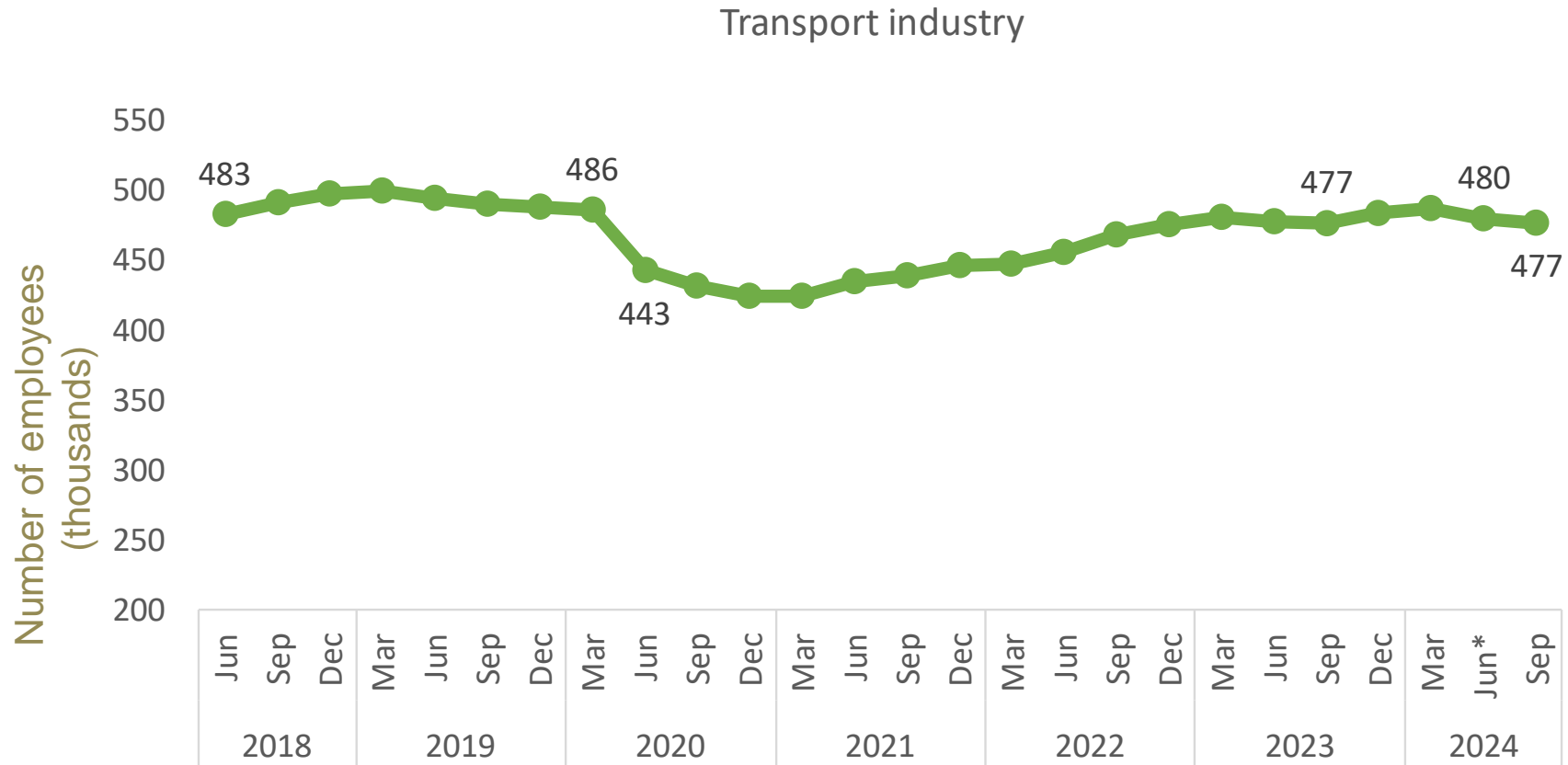


stats sa

Department:
Statistics South Africa
REPUBLIC OF SOUTH AFRICA

Transport

Transport industry **lost 3 000** jobs in the second quarter of 2024, compared to the previous quarter. The industry experienced no change in jobs compared with the same quarter of 2023.



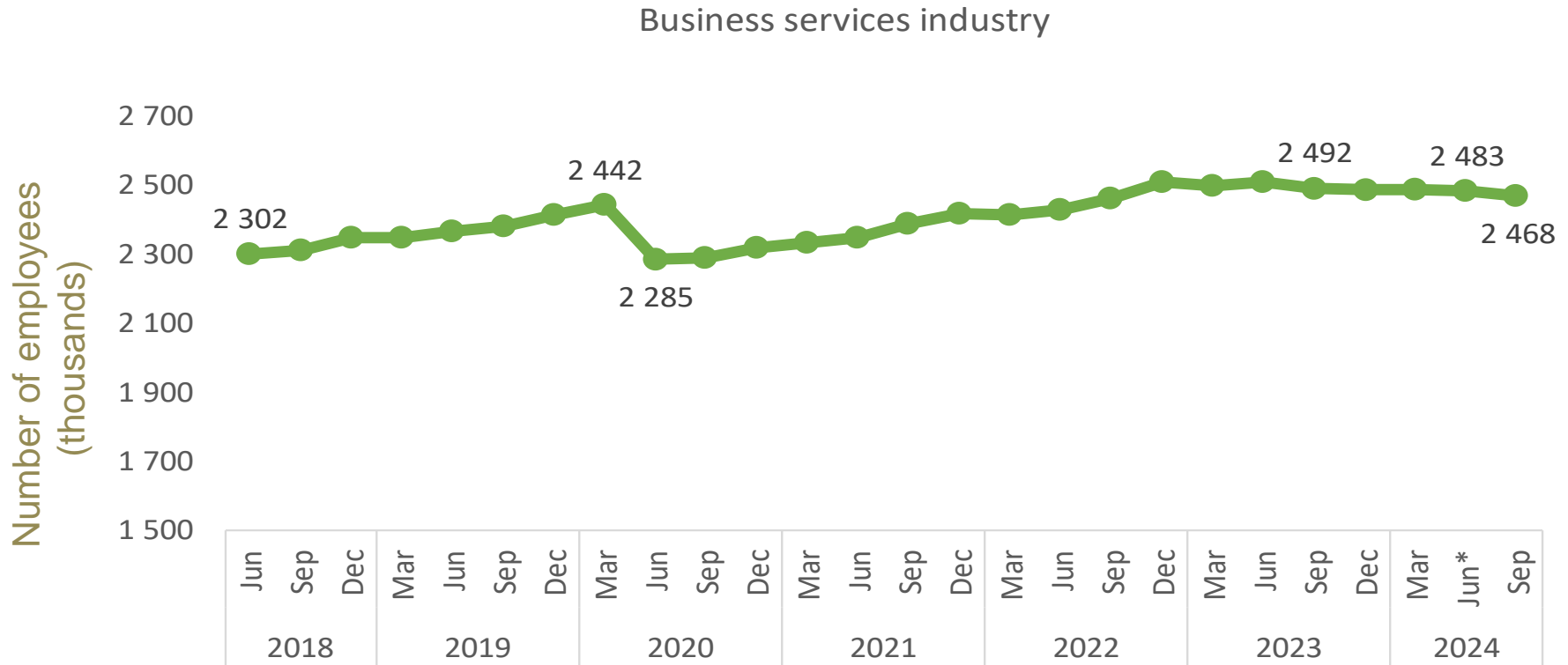
* Revised estimates

IMPROVING LIVES THROUGH DATA ECOSYSTEMS

Business services

Business services industry saw a net **loss** of **15 000** jobs in the third quarter of 2024, compared to previous quarter.

Year-on-year the industry **lost 24 000** jobs compared to same quarter of 2023.

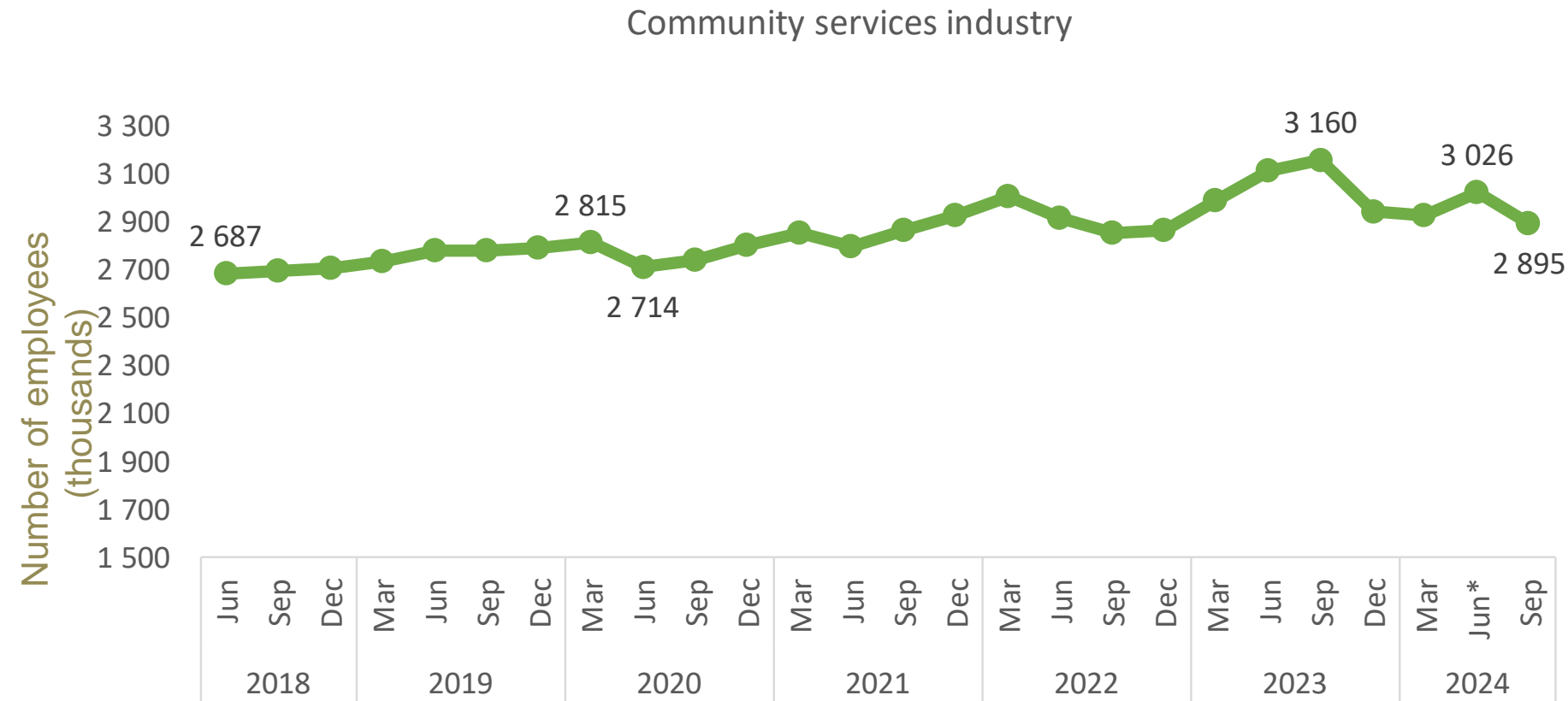


* Revised estimates

IMPROVING LIVES THROUGH DATA ECOSYSTEMS

Community services

The Community services industry **lost 131 000** jobs in the third quarter of 2024, compared to the previous quarter. The industry also saw an annual **decline** of **265 000** jobs compared to the same quarter of 2023.




* Revised estimates

IMPROVING LIVES THROUGH DATA ECOSYSTEMS



stats sa

Department:
Statistics South Africa
REPUBLIC OF SOUTH AFRICA



Gross Earnings Results Q3:2024

IMPROVING LIVES THROUGH DATA ECOSYSTEMS




stats sa

Department:
Statistics South Africa
REPUBLIC OF SOUTH AFRICA



Changes in gross earnings

Gross earnings increased by **R12,2** billion (or **1,3%**) reaching **R966,3** billion compared to Q2:2024 (**R954,1** billion). Basic salaries rose by **R6,7** billion, representing **0,8%** increase. Bonus payments increased by **R6,9** billion (or **12,9%**). Overtime payments saw a decline of **R1,4** billion (or **-4,8%**).



IMPROVING LIVES THROUGH DATA ECOSYSTEMS



stats sa

Department:
Statistics South Africa
REPUBLIC OF SOUTH AFRICA

Quarter-on-quarter changes in gross earnings

Gross earnings in Q3:2024 increased due to bonus payments by **R6,9** billion and basic salaries/wages by **R6,7** billion. However, overtime payments **decreased** by **R1,4** billion. Business services contributed the most to the increase, followed by community services, mining and electricity.

Quarter-on-quarter		Gross earnings (R' 000)		
Industry	Basic Salary/Wages	Bonus Payments	Overtime Payments	Total Gross Earnings
Business services	875 000	11 735 000	-451 000	12 159 000
Community services	-335 000	1 889 000	136 000	1 690 000
Mining*	1 468 000			1 468 000
Electricity	365 000	-15 000	-48 000	302 000
Construction	844 000	-1 236 000	58 000	-334 000
Transport	252 000	-1 077 000	-59 000	-884 000
Manufacturing	1 339 000	-1 725 000	-522 000	-908 000
Trade	1 874 000	-2 634 000	-485 000	-1 245 000
Total	6 682 000	6 937 000	-1 371 000	12 248 000

*Data for mining industry is not available separately for bonuses & overtime payments

IMPROVING LIVES THROUGH DATA ECOSYSTEMS

Year-on-year changes in gross earnings

Year-on-year gross earnings **increased** by **R24,9 billion** (or **2,6%**). **Increases** were due to basic salary payments made by **R28,7 billion** and overtime payments by **R614 million**. Bonus payments reported a **decrease** of **R4,5 billion**.

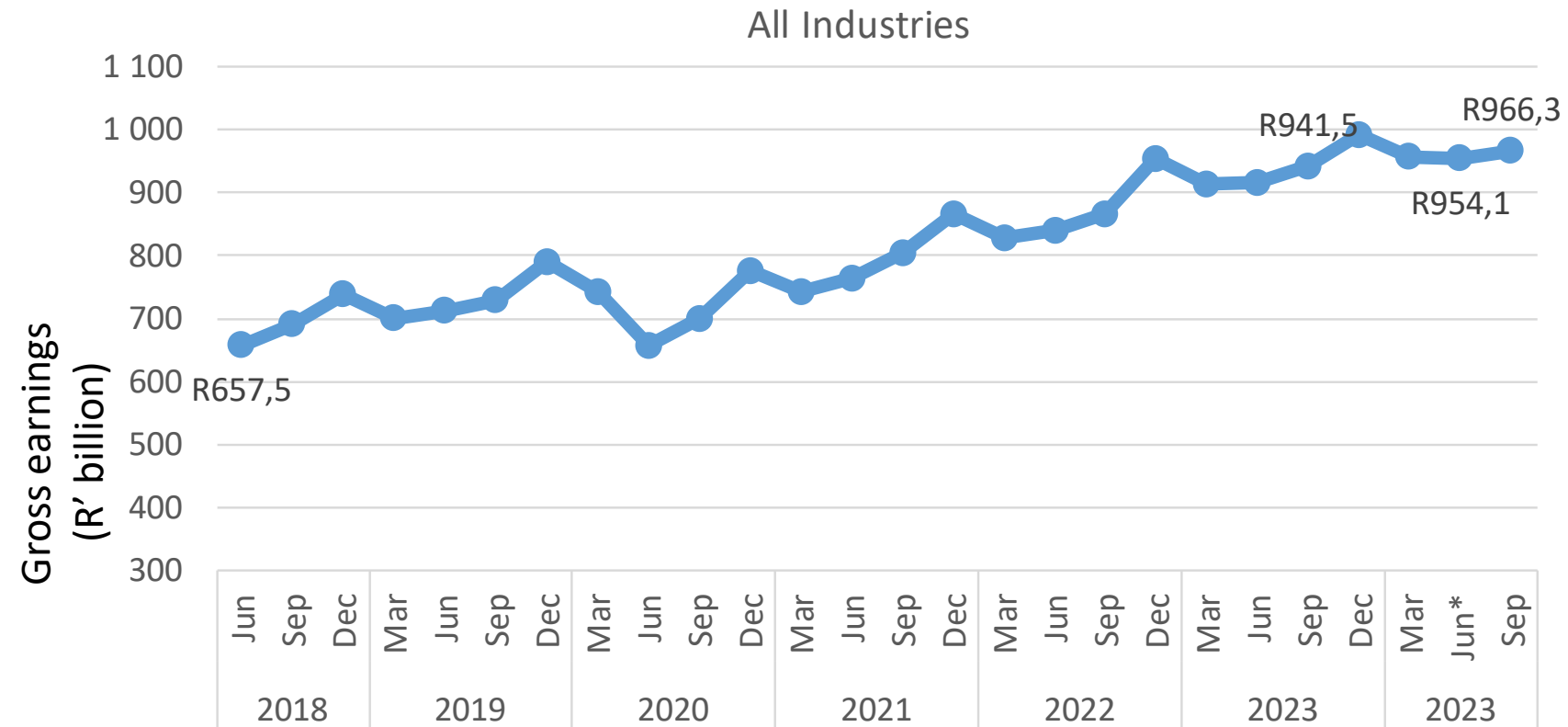
Year-on-year		Gross earnings (R' 000)		
Industry	Basic Salary/Wages	Bonus Payments	Overtime Payments	Total Gross Earnings
Trade	6 321 000	265 000	69 000	6 655 000
Community services	6 264 000	-1 123 000	1 166 000	6 307 000
Business services	8 808 000	-2 961 000	21 000	5 868 000
Transport	2 340 000	68 000	-424 000	1 984 000
Manufacturing	3 010 000	-819 000	-450 000	1 741 000
Mining*	1 293 000			1 293 000
Electricity	739 000	23 000	80 000	842 000
Construction	-48 000	76 000	152 000	180 000
Total	28 727 000	-4 471 000	614 000	24 870 000

**Data for mining industry is not available separately for bonuses & overtime payments*

IMPROVING LIVES THROUGH DATA ECOSYSTEMS

All industries (Total)

Gross earnings for all industries **increased** by **R12,4 billion** in the Q3:2024.



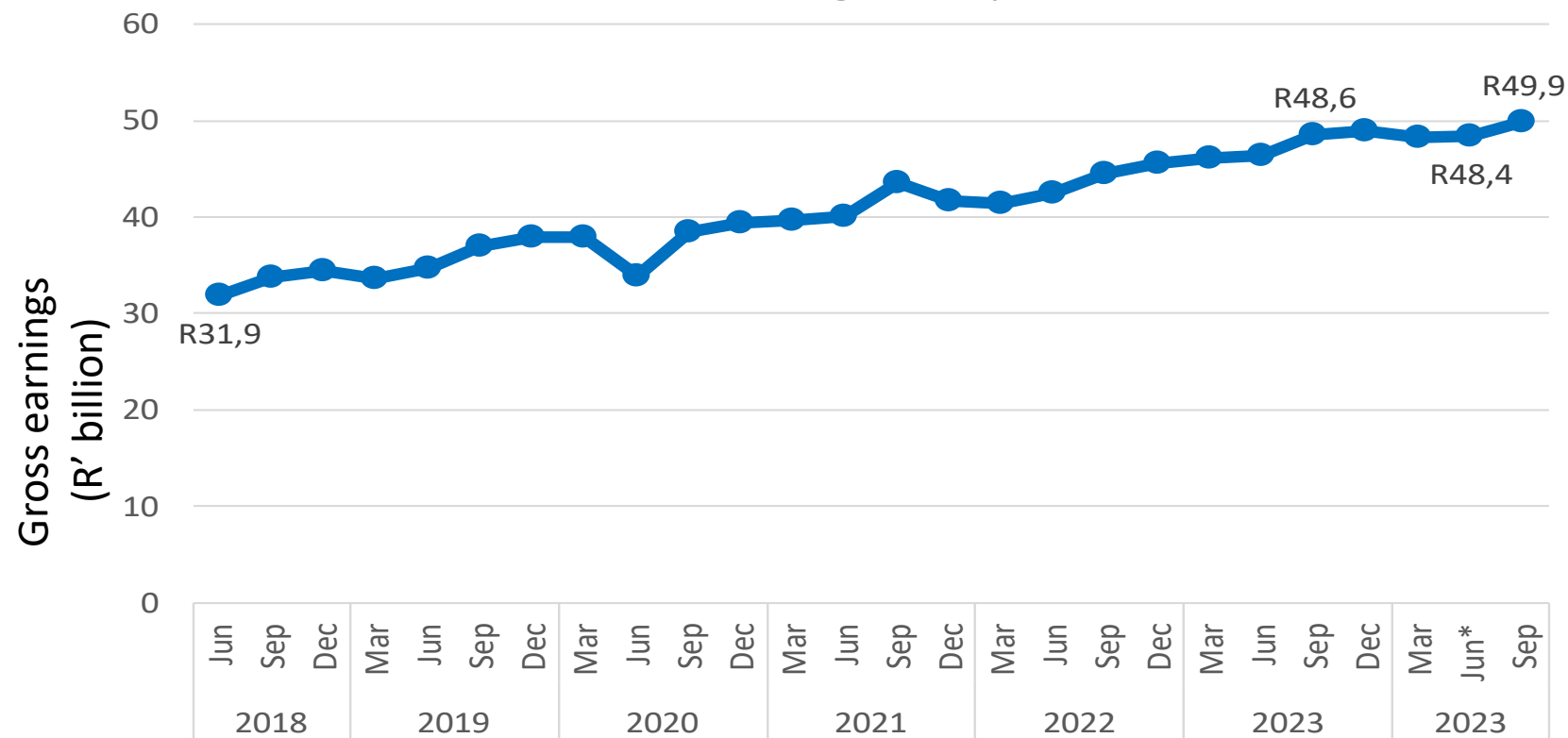
* Revised estimates

IMPROVING LIVES THROUGH DATA ECOSYSTEMS

Mining

Gross earnings paid in the mining industry **increased** by **R1,5** billion in Q3:2024.

Mining industry



* Revised estimates

IMPROVING LIVES THROUGH DATA ECOSYSTEMS



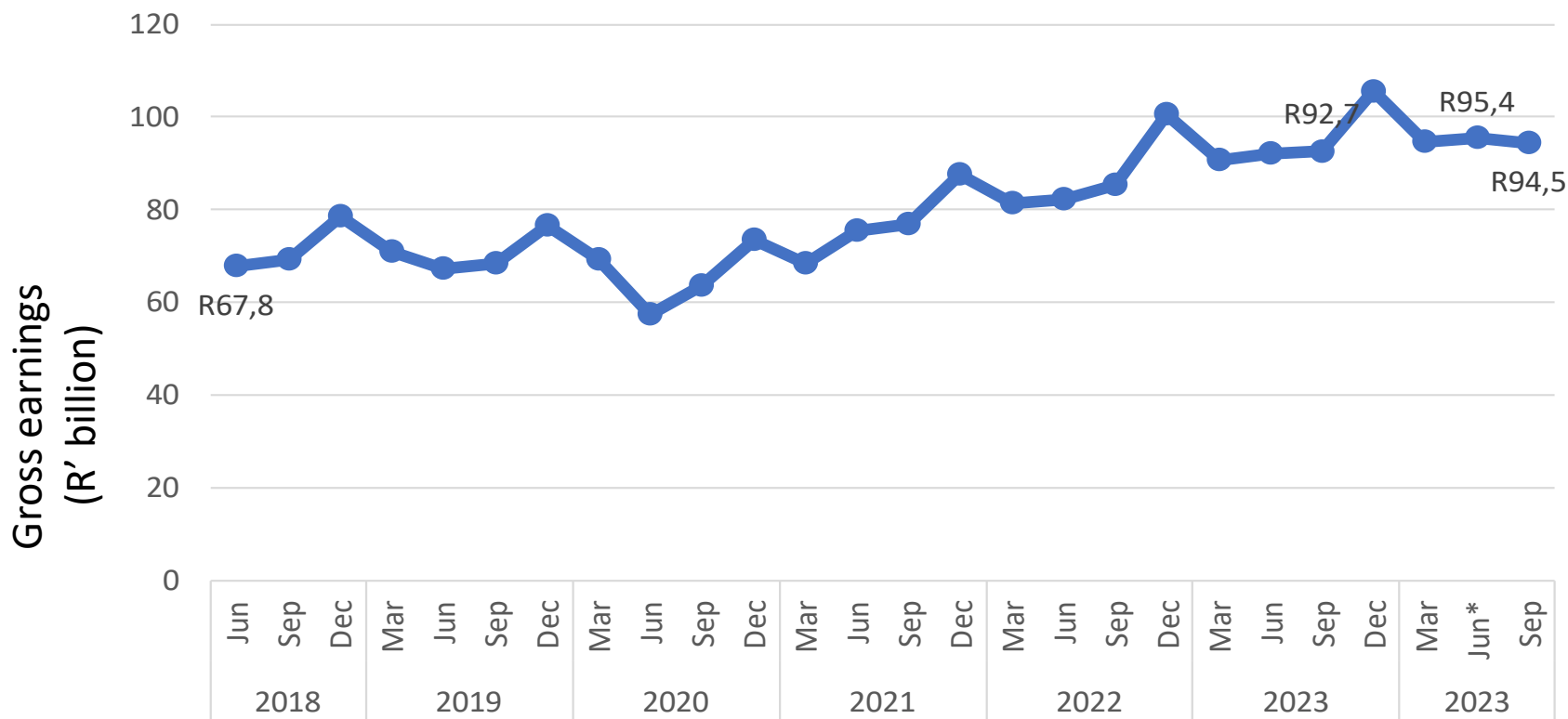
stats sa

Department:
Statistics South Africa
REPUBLIC OF SOUTH AFRICA

Manufacturing

Gross earnings paid in the manufacturing industry **decreased** by **R522** million in Q3:2024.

Manufacturing industry



* Revised estimates

IMPROVING LIVES THROUGH DATA ECOSYSTEMS



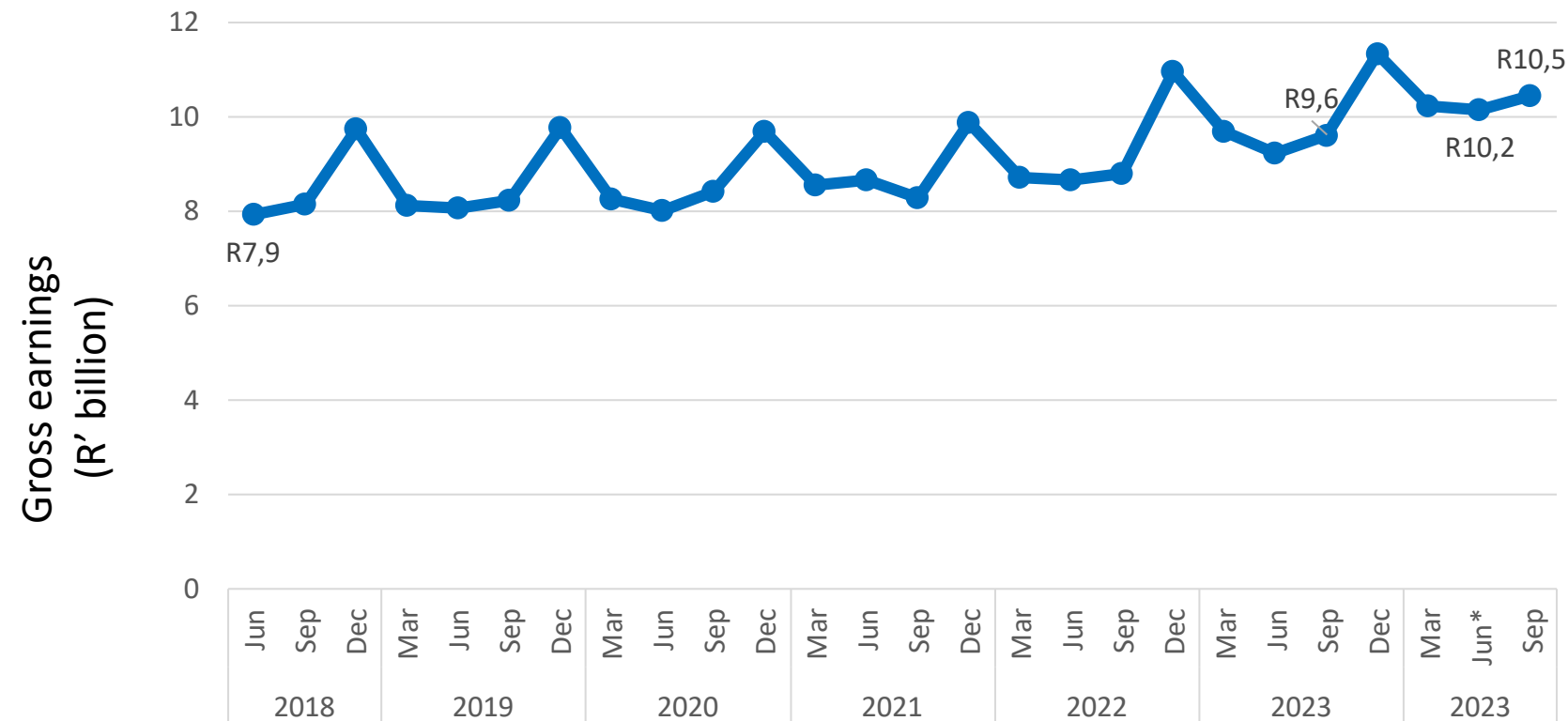
stats sa

Department:
Statistics South Africa
REPUBLIC OF SOUTH AFRICA

Electricity

Gross earnings paid in the electricity industry **increased** by **R302** million in Q3:2024.

Electricity industry



* Revised estimates

IMPROVING LIVES THROUGH DATA ECOSYSTEMS

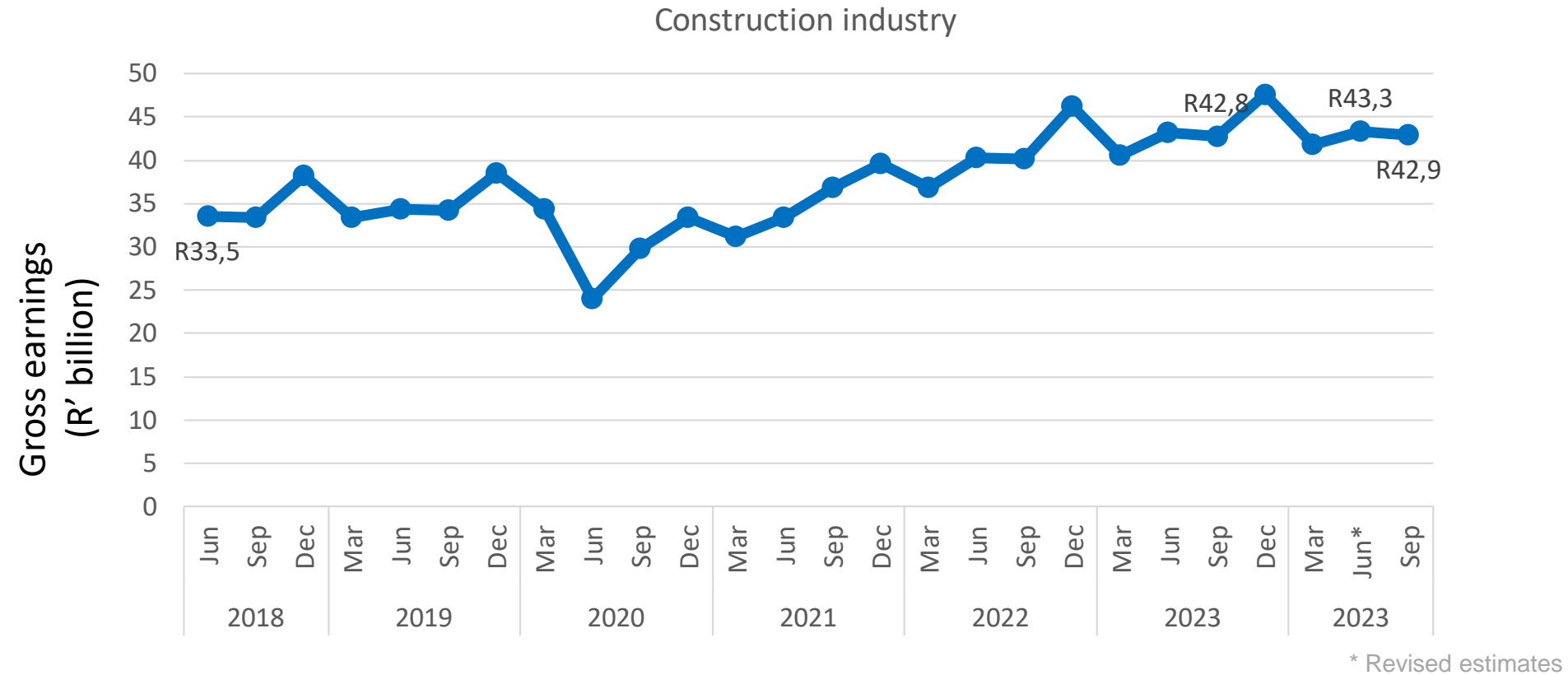


stats sa

Department:
Statistics South Africa
REPUBLIC OF SOUTH AFRICA

Construction

Gross earnings paid in the construction industry **decreased** by **R334** billion in Q3:2024.

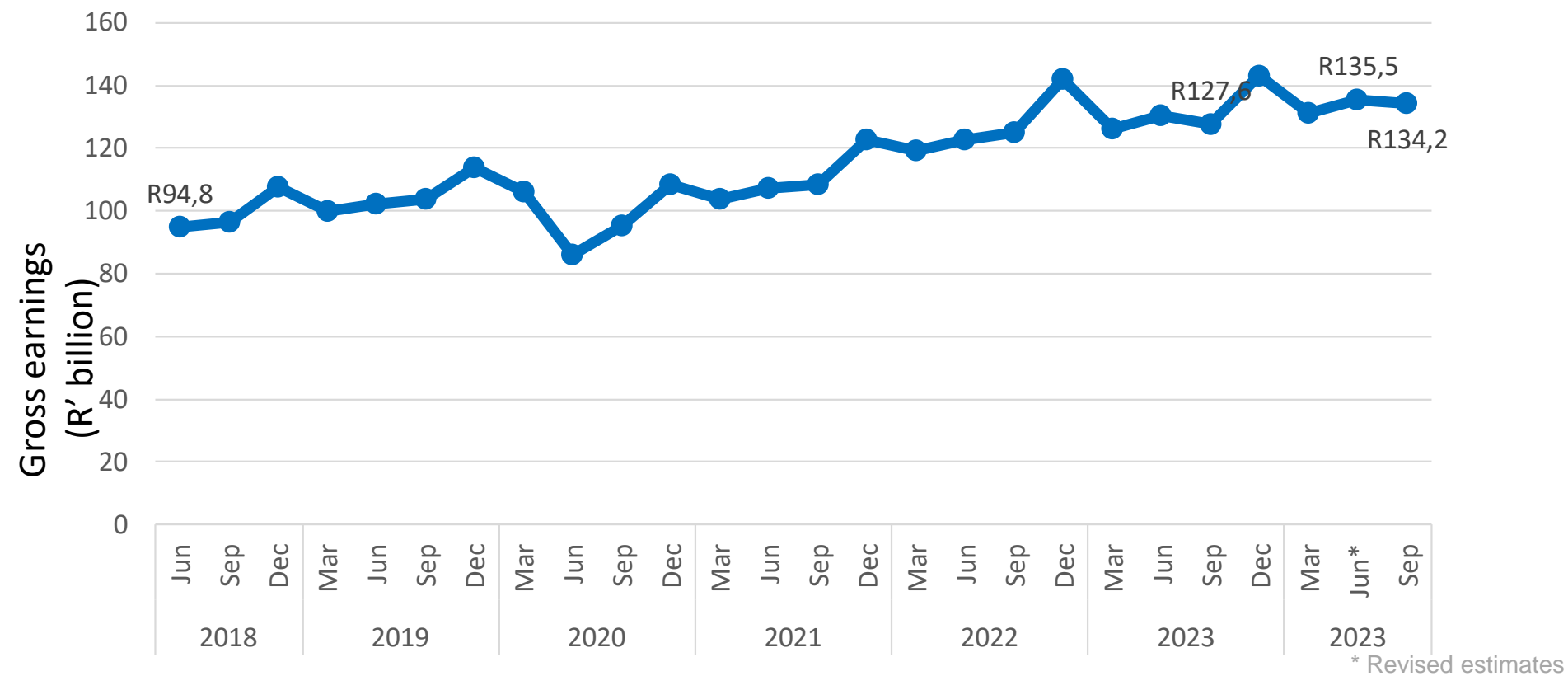


IMPROVING LIVES THROUGH DATA ECOSYSTEMS

Trade

Gross earnings paid in the trade industry **decreased** by **R1,2** billion in Q3:2024.

Trade industry

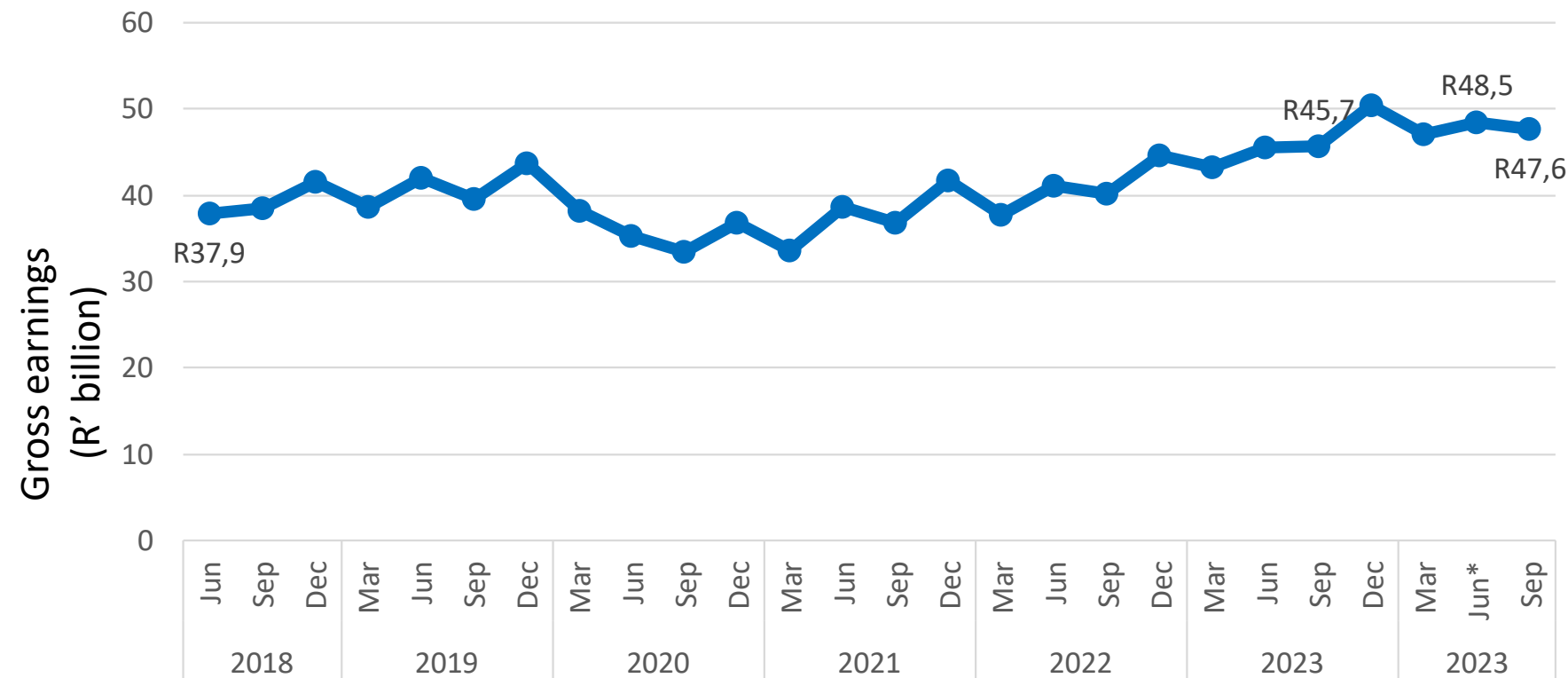


IMPROVING LIVES THROUGH DATA ECOSYSTEMS

Transport

Gross earnings paid in the transport industry **decreased** by **R884** million in Q3:2024.

Transport industry



* Revised estimates

IMPROVING LIVES THROUGH DATA ECOSYSTEMS



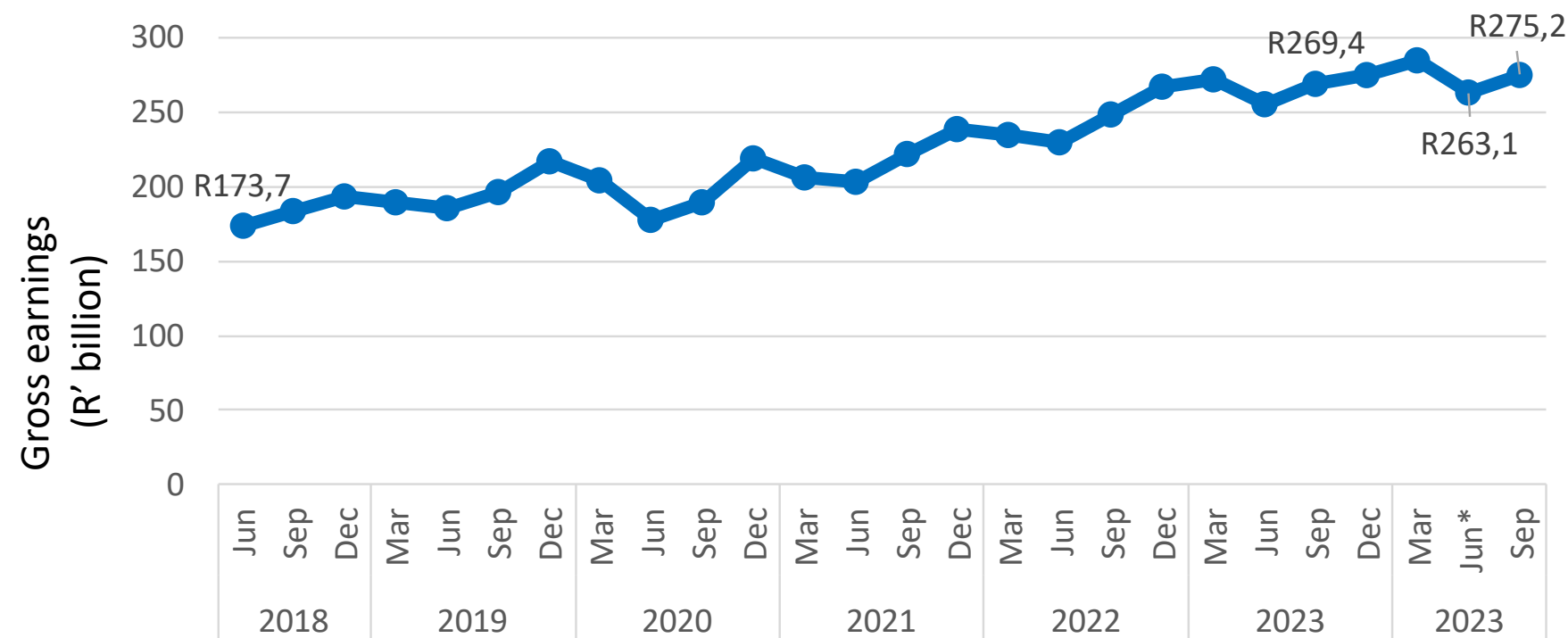
stats sa

Department:
Statistics South Africa
REPUBLIC OF SOUTH AFRICA

Business services

Gross earnings paid in the business services industry **increased** by **R12,2** billion in Q3:2024.

Business services industry



* Revised estimates

IMPROVING LIVES THROUGH DATA ECOSYSTEMS



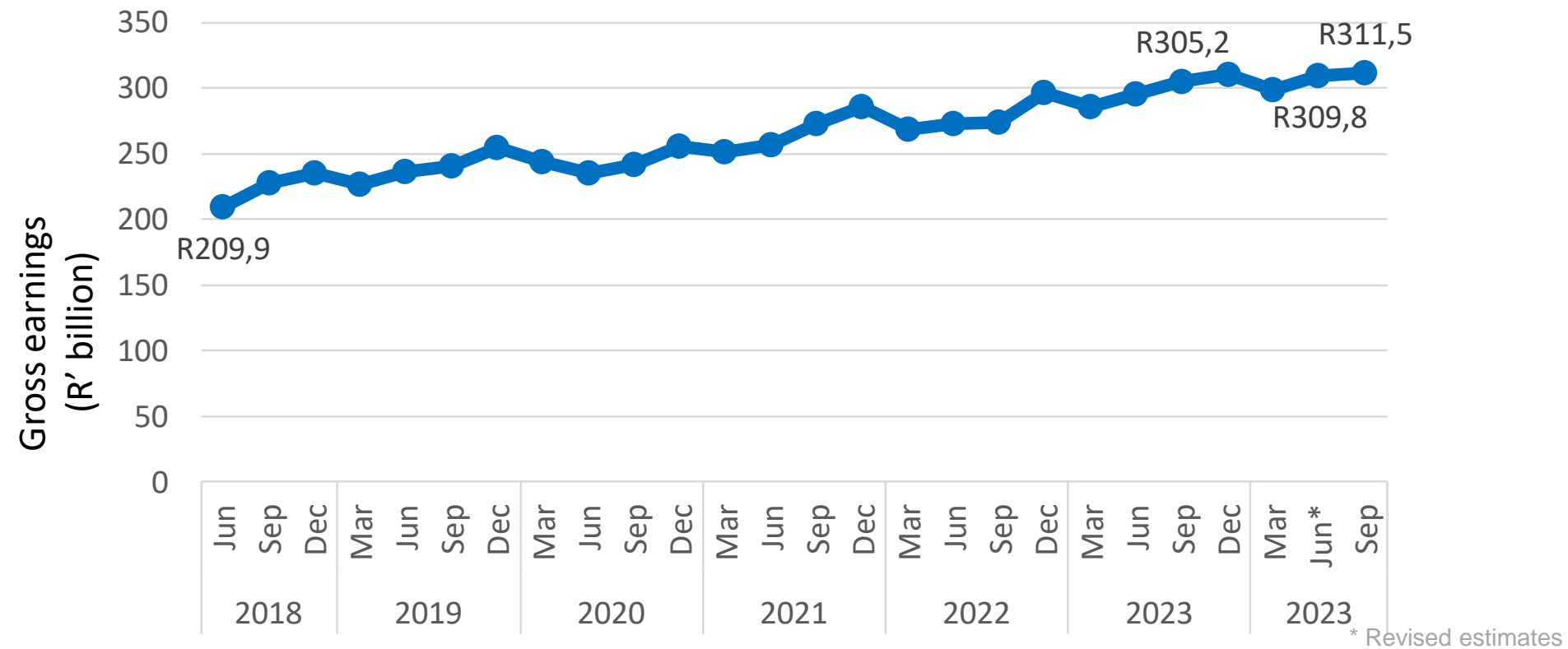
stats sa

Department:
Statistics South Africa
REPUBLIC OF SOUTH AFRICA

Community services

Gross earnings paid in the community services industry **increased** by **R1,7 billion** in Q3:2024.

Community services industry



IMPROVING LIVES THROUGH DATA ECOSYSTEMS



Average monthly earnings (AME) August 2024

IMPROVING LIVES THROUGH DATA ECOSYSTEMS



stats sa

Department:
Statistics South Africa
REPUBLIC OF SOUTH AFRICA



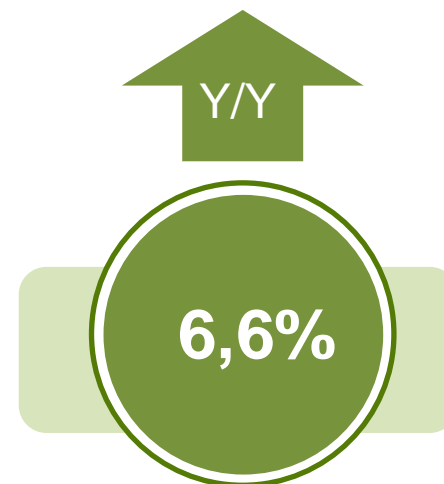
AME RESULTS

AME including bonuses and overtime payments **increased** by **2,6%** from **R27 511** in May 2024 to **R28 220** in August 2024.

Year-on-year AME **increased** by **6,6%**

Average monthly earnings (AME)

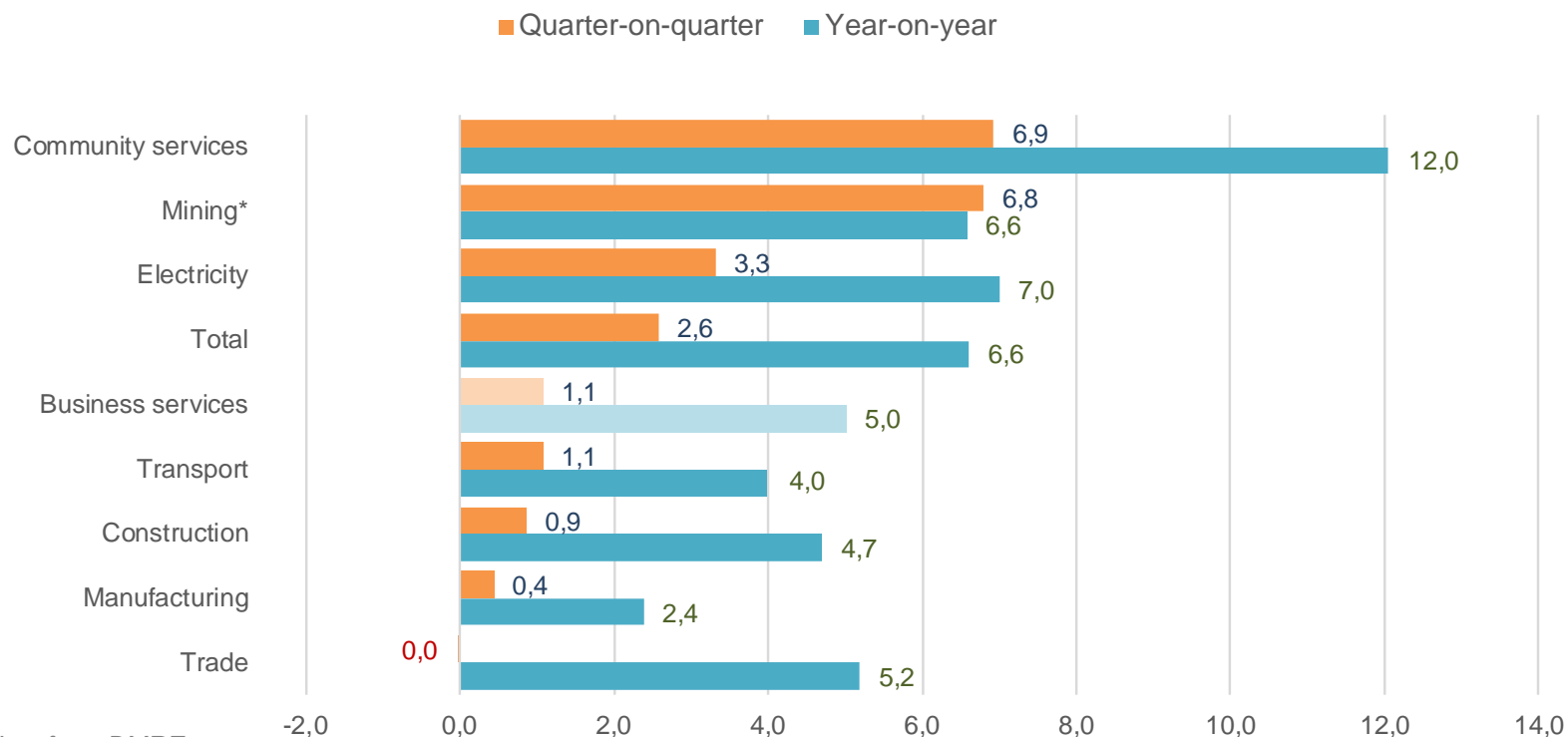
R28 220



IMPROVING LIVES THROUGH DATA ECOSYSTEMS

AME by industry

Seven out of the eight industries increased in AME in August 2024. Even though there was an overall increase in AME, trade industry remained unchanged in average earnings in same period. Year-on-year community services industry reported the largest annual increase of 12%, whilst manufacturing industry showed the lowest increase of 2,4%.



* Administrative data from DMRE

IMPROVING LIVES THROUGH DATA ECOSYSTEMS

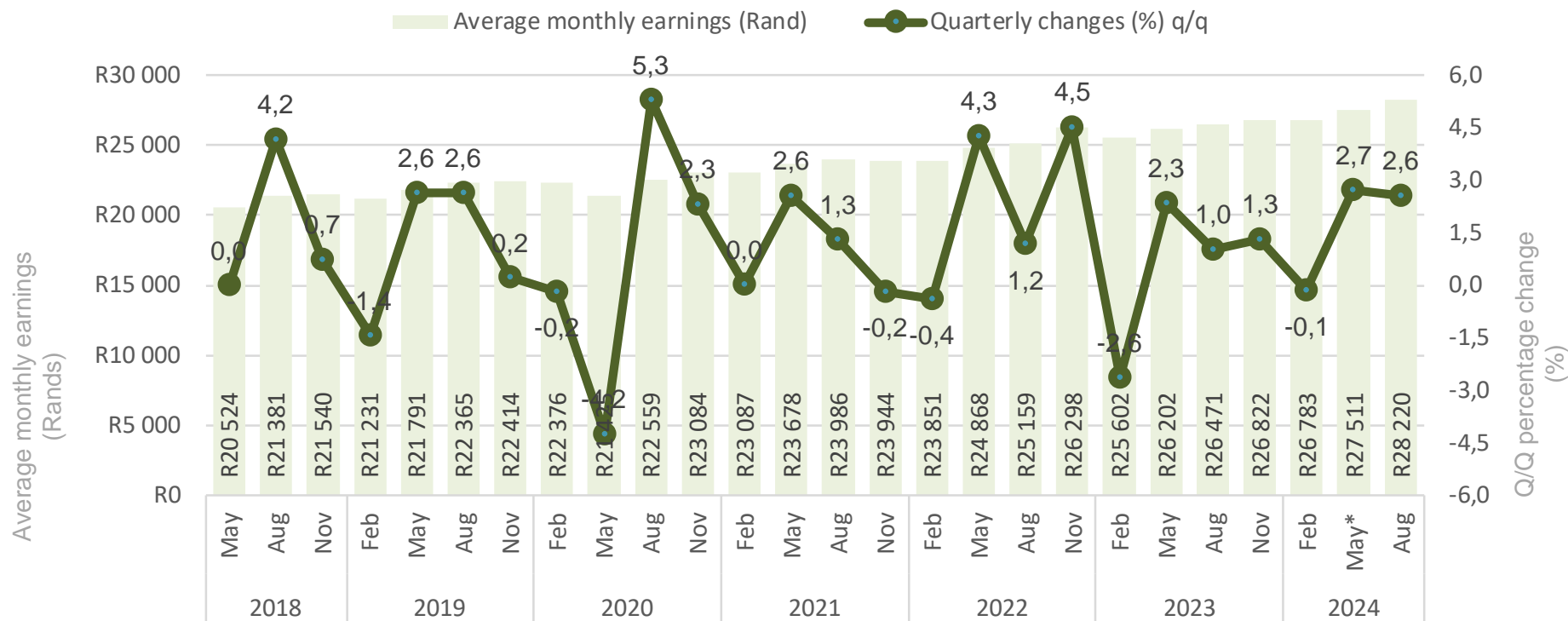


stats sa

Department:
Statistics South Africa
REPUBLIC OF SOUTH AFRICA

AME quarter-on-quarter change

The average monthly earnings (AME) amounted to **R28 220** in August 2024, up from **R27 511** reported in May 2024. This is an increase of **2,6%**.



* Revised estimates

IMPROVING LIVES THROUGH DATA ECOSYSTEMS



stats sa

Department:
Statistics South Africa
REPUBLIC OF SOUTH AFRICA

Recap

QES
Q3:2024



Number of employees
decreased by 133 000 Q/Q &
decreased by 294 000 Y/Y.



Full-time jobs **decreased** by
14 000 Q/Q & **decreased**
by 44 000 Y/Y.



*Part-time jobs **decreased** by
119 000 Q/Q and **decreased**
by 250 000 Y/Y.



Average monthly earnings
increased by 2,6% Q/Q &
increased by 6,6% Y/Y.



Gross earnings **increased** by
R12,2 billion Q/Q & **increased**
by R24,9 billion Y/Y.



Basic salaries/wages **increased**
by R6,7 billion Q/Q & **increased**
by R28,7 billion Y/Y.



*Bonus payments **increased** by
R6,9 billion Q/Q & **decreased**
by R4,5 billion Y/Y.



*Overtime payments **decreased** by
R1,4 billion Q/Q & **increased** by
R614 million Y/Y.

*Excluding mining

IMPROVING LIVES THROUGH DATA ECOSYSTEMS



stats sa

Department:
Statistics South Africa
REPUBLIC OF SOUTH AFRICA



IMPROVING LIVES THROUGH DATA ECOSYSTEMS



stats sa

Department:
Statistics South Africa
REPUBLIC OF SOUTH AFRICA

