

Quarterly Employment Statistics



IMPROVING LIVES THROUGH DATA ECOSYSTEMS



stats sa

Department:
Statistics South Africa
REPUBLIC OF SOUTH AFRICA



QES Background

01

QES is an enterprise-based sample survey

02

QES collects information on employing businesses registered for VAT with annual turnover greater than R300 000

03

Samples are drawn from private non-agricultural businesses e.g. factories, offices, stores as well as national, provincial and local government entities

04

Sample size of approximately 20 000 was selected

IMPROVING LIVES THROUGH DATA ECOSYSTEMS



stats sa

Department:
Statistics South Africa
REPUBLIC OF SOUTH AFRICA

QES Coverage

INCLUDES



* Administrative data from DMRE

EXCLUDES



IMPROVING LIVES THROUGH DATA ECOSYSTEMS

QES Variables

Estimates are published on a quarter lag (SDDS)

Number of employees

as at the **last month** of the
reference quarter




*Average monthly
earnings*

for **the middle month** of the
reference quarter

Gross earnings

for the **three months** of the
reference quarter

IMPROVING LIVES THROUGH DATA ECOSYSTEMS



Results for Q1:2024

IMPROVING LIVES THROUGH DATA ECOSYSTEMS



stats sa

Department:
Statistics South Africa
REPUBLIC OF SOUTH AFRICA



EMPLOYMENT RESULTS

The number of employed persons **decreased** by **67 000** from **10 731 000** in Q4:2023 to **10 664 000** in Q1:2024.

There was a **decrease** of **67 000** jobs in first quarter 2023. This figure represents a decline of **-0,6%** when compared to the previous quarter.



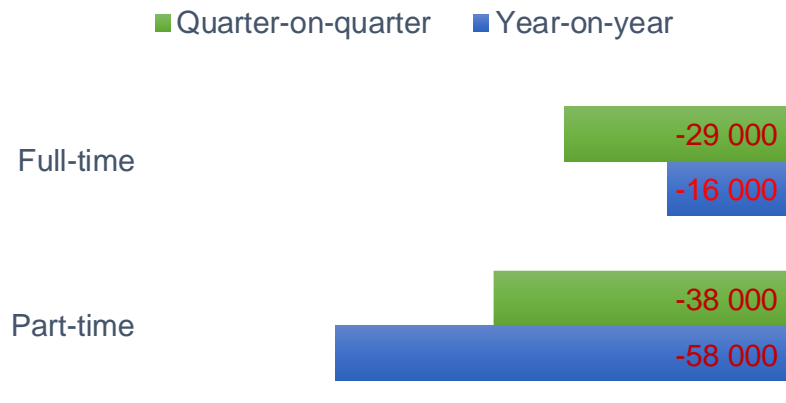
Year-on-year there was an annual **decrease** of **74 000** jobs (or **-0,7%**) in Q1:2024 compared with the corresponding quarter of the previous year.

IMPROVING LIVES THROUGH DATA ECOSYSTEMS

EMPLOYMENT RESULTS

Full-time employment decreased from 9 513 000 in Q4:2023 to 9 484 000 in Q1:2024.

Part-time employment decreased from 1 218 000 in Q4:2023, down to 1 180 000 in Q1:2024.



There was a quarter-on-quarter **decrease** of **29 000** full-time jobs. Year-on-year full-time jobs **decreased** by **16 000**.

Part-time jobs **decreased** by **38 000** quarter-on-quarter and year-on-year there was a **decrease** of **58 000** jobs.

IMPROVING LIVES THROUGH DATA ECOSYSTEMS

Quarter-on-quarter changes in employment

There was a quarter-on-quarter **decrease** of **67 000**. Trade industry reported most **loss** of **57 000** jobs, primarily driven by **decreases** in both full-time and part-time employment. Community services followed with a **decrease** of **18 000** jobs.

There were also job **increases** reported by manufacturing, transport and construction industries.

Quarter-on-quarter Industry	Number of employees		
	Full-time	Part-time	All employees
Trade	-35 000	-22 000	-57 000
Community services	-13 000	-5 000	-18 000
Business services	3 000	-7 000	-4 000
Mining*	-3 000		-3 000
Electricity	0	0	0
Construction	1 000	0	1 000
Transport	0	2 000	2 000
Manufacturing	18 000	-6 000	12 000
Total	-29 000	-38 000	-67 000

**Data for mining industry is not available separately for part-time*

IMPROVING LIVES THROUGH DATA ECOSYSTEMS

Year-on-year changes in employment

There was a year-on-year net **loss** of **74 000** employees, driven primarily by community services, construction industry as well as business services. Even though there were increases reported, this could not offset the total losses where some industry reported a total gain of **31 000** jobs.

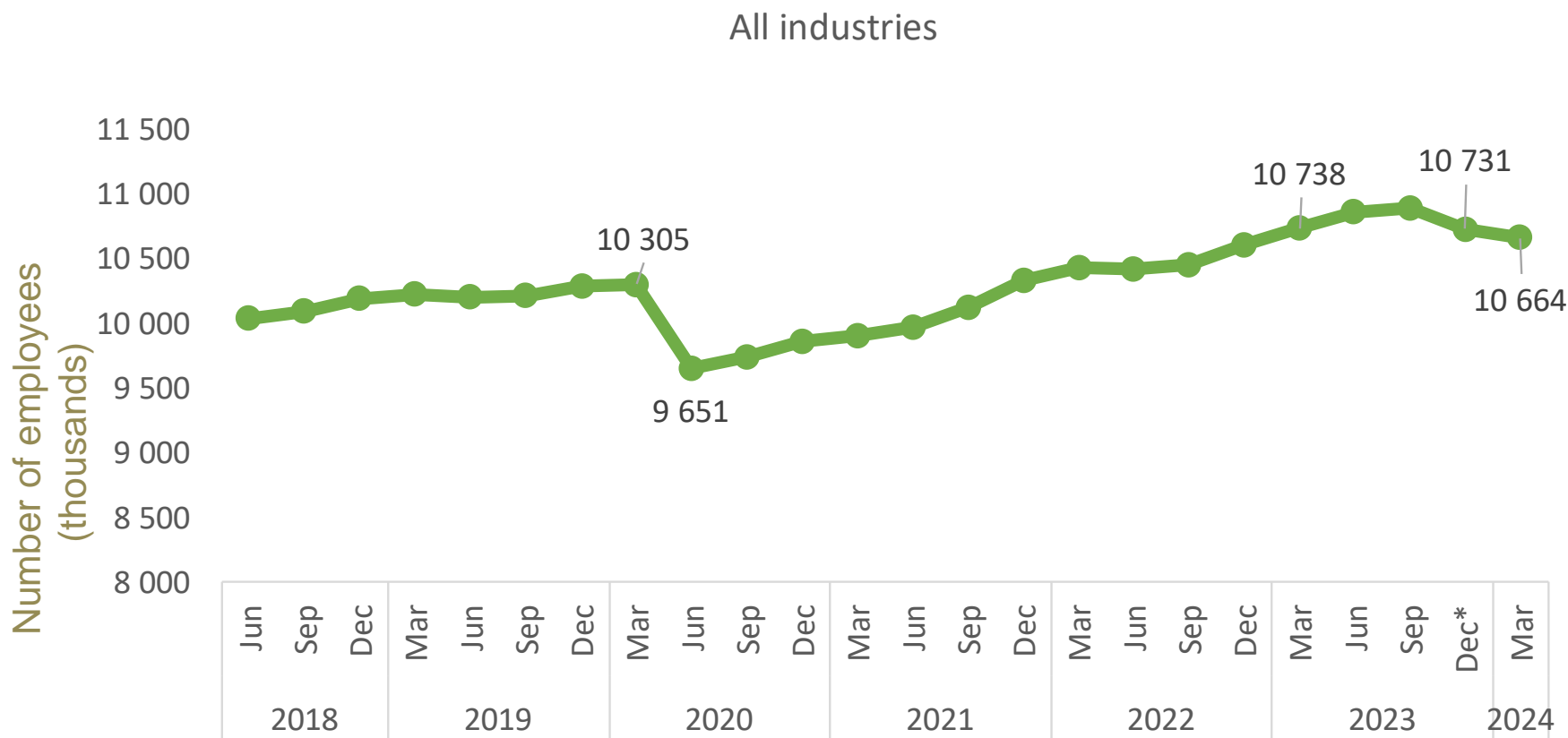
Year-on-year Industry	Number of employees		
	Full-time	Part-time	All employees
Community services	-5 000	-56 000	-61 000
Construction	-21 000	-9 000	-30 000
Business services	-20 000	6 000	-14 000
Electricity	2 000	-1 000	1 000
Mining*	3 000		3 000
Transport	4 000	1 000	5 000
Trade	5 000	2 000	7 000
Manufacturing	16 000	-1 000	15 000
Total	-16 000	-58 000	-74 000

**Data for mining industry is not available separately for part-time*

IMPROVING LIVES THROUGH DATA ECOSYSTEMS

All industries (Total)

The total number of employees **decreased** by **67 000** in Q1:2024 compared with Q4:2023. Year-on-year total employment for all industries **decreased** by **74 000** compared with same quarter of the previous year.

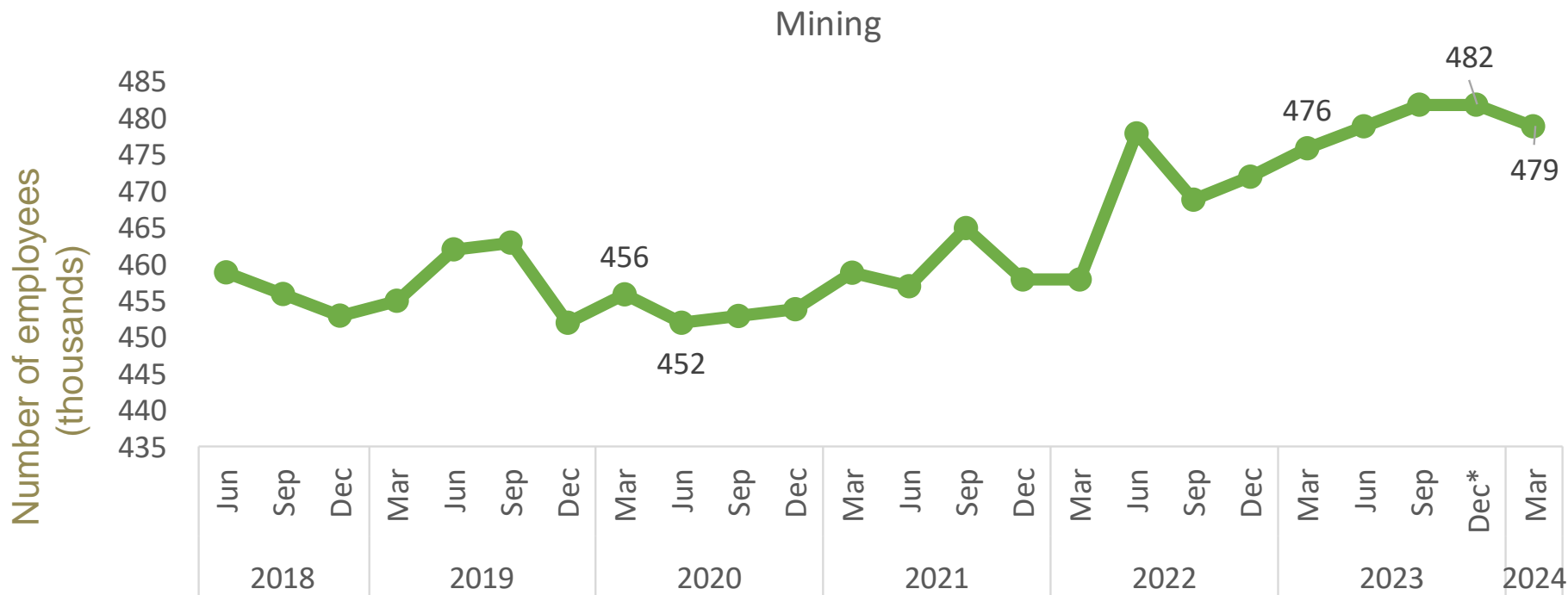


* Revised estimates

IMPROVING LIVES THROUGH DATA ECOSYSTEMS

Mining

In first quarter of 2024, mining industry lost 3 000 jobs. Year-on-year the industry lost 3 000 jobs compared to the same quarter of the previous year.



* Revised estimates

IMPROVING LIVES THROUGH DATA ECOSYSTEMS

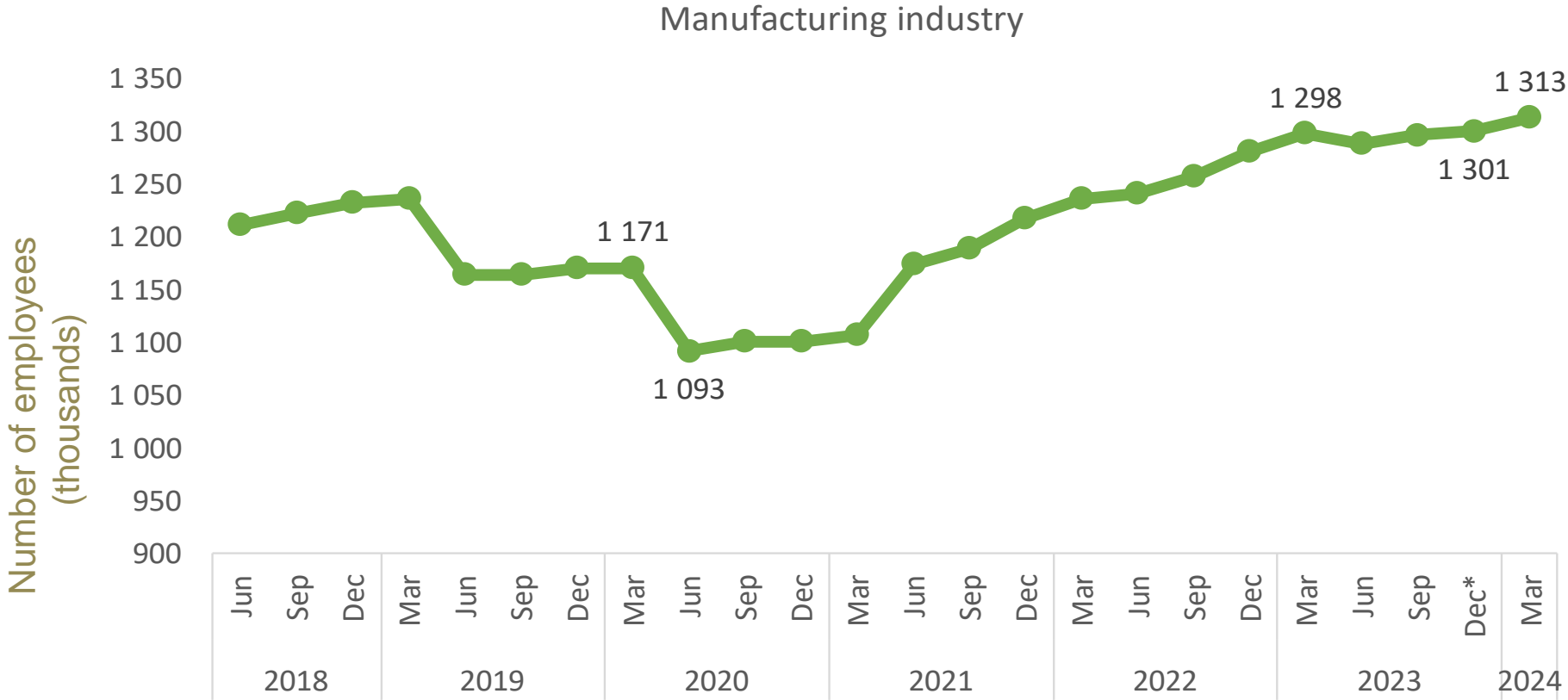


stats sa

Department:
Statistics South Africa
REPUBLIC OF SOUTH AFRICA

Manufacturing

Manufacturing industry increased by 12 000 jobs in the first quarter of 2024. Year-on-year, the industry saw an annual increase of 15 000 jobs compared to same quarter of 2023.

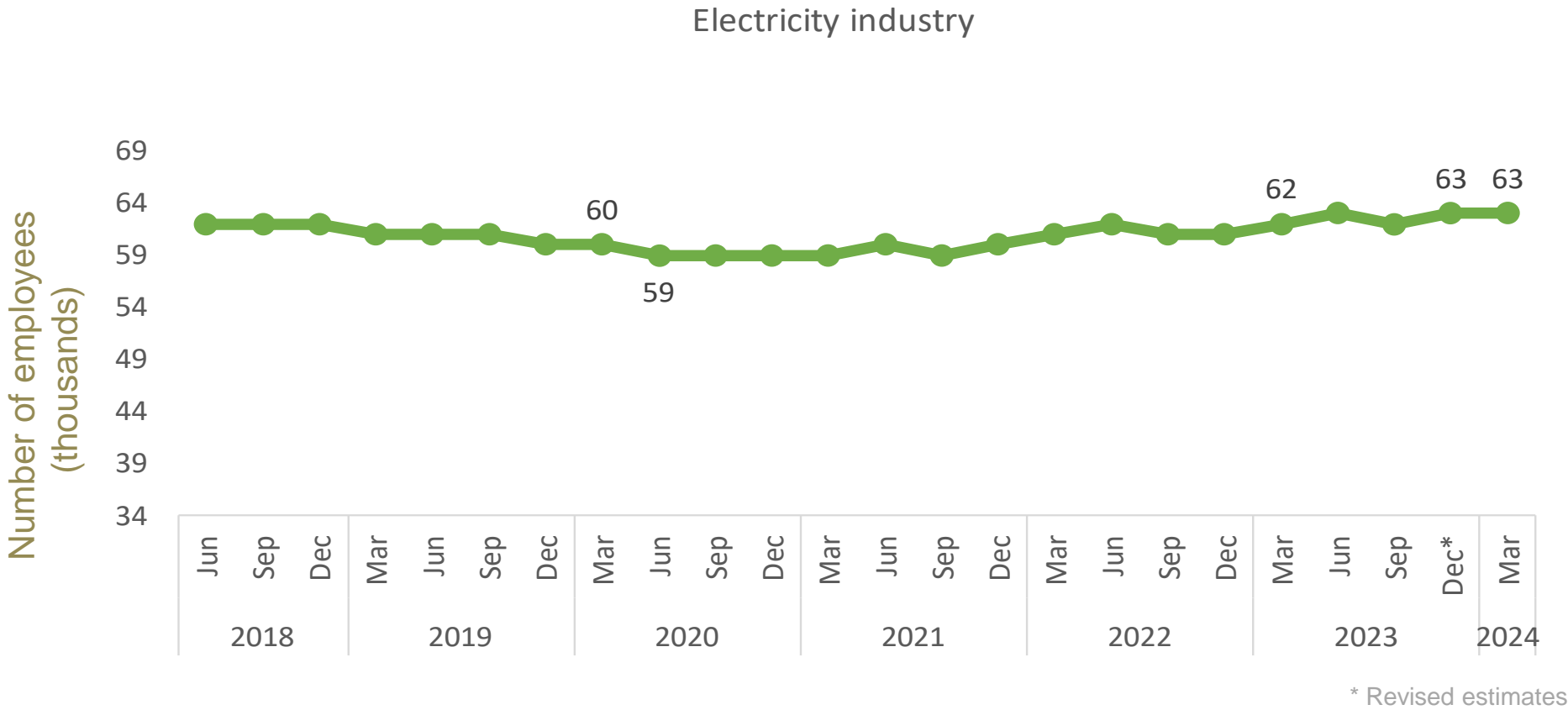


* Revised estimates

IMPROVING LIVES THROUGH DATA ECOSYSTEMS

Electricity

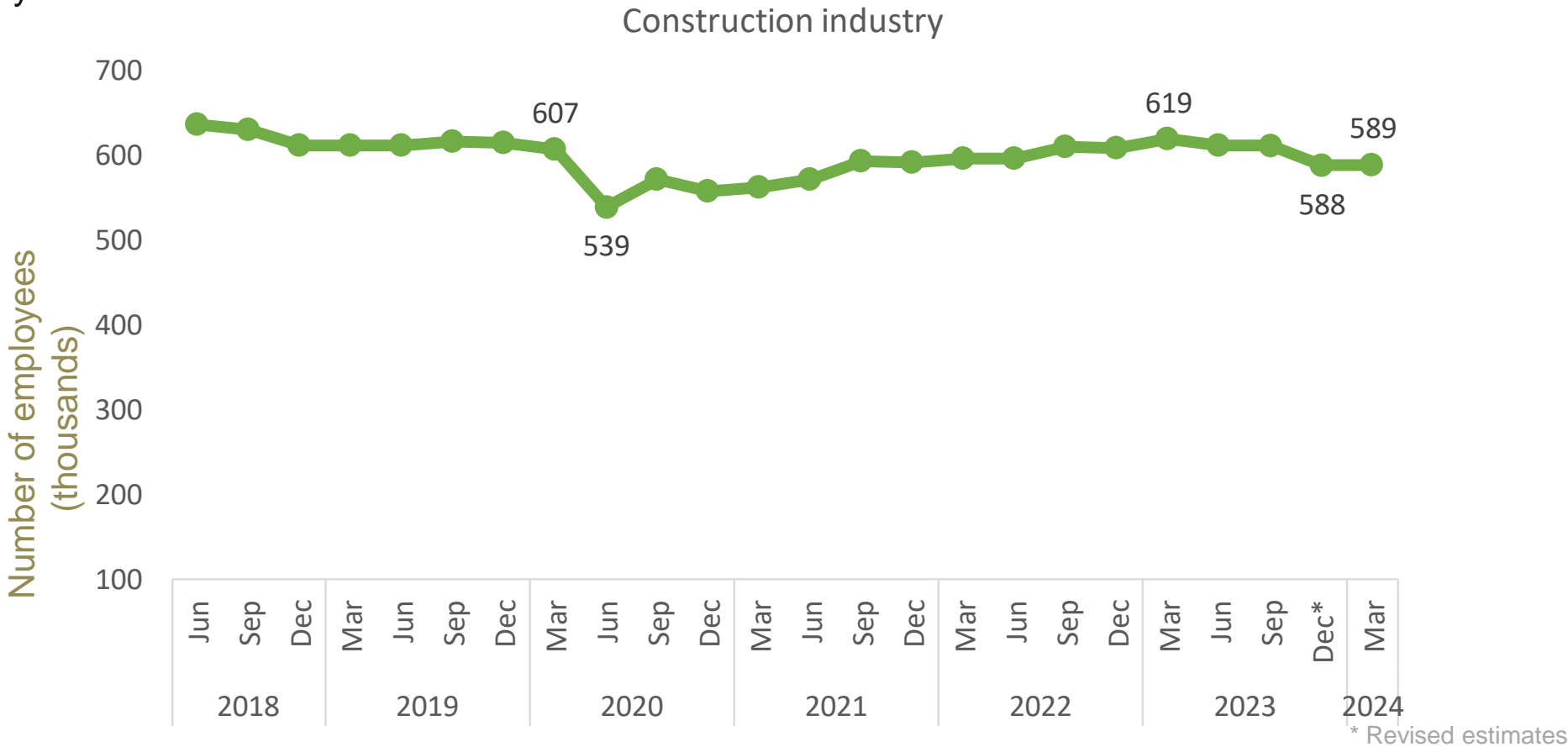
The electricity industry remained unchanged in the first quarter of 2024.
Year-on-year the industry added 1 000 jobs when comparing Q1:2024 with Q1:2023.



IMPROVING LIVES THROUGH DATA ECOSYSTEMS

Construction

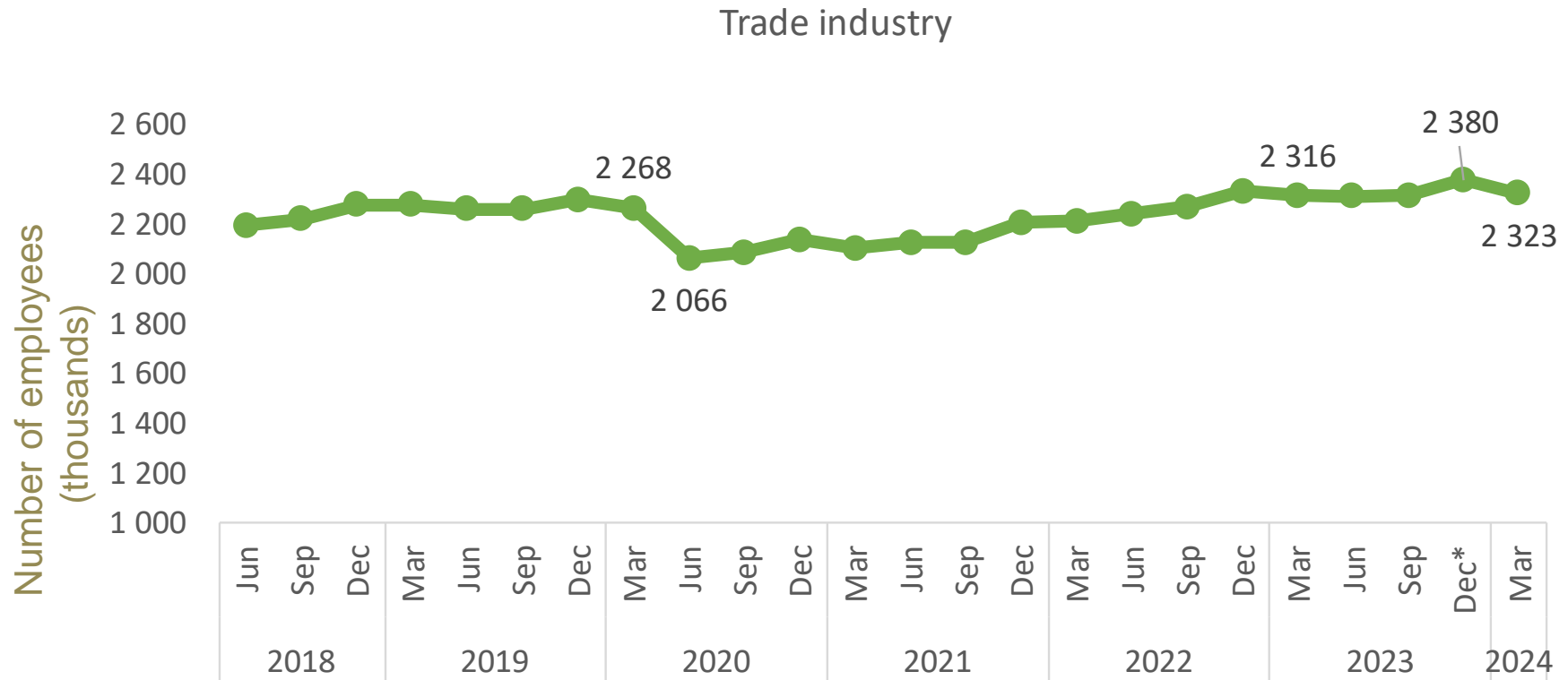
The construction industry increased by 1 000 jobs in the first quarter of 2024. The industry saw a decline of 30 000 jobs compared with same quarter of the previous year.



IMPROVING LIVES THROUGH DATA ECOSYSTEMS

Trade

Trade industry lost **57 000** jobs in Q1:2024. Year-on-year the industry gained **7 000** jobs compared to the same quarter of 2023.

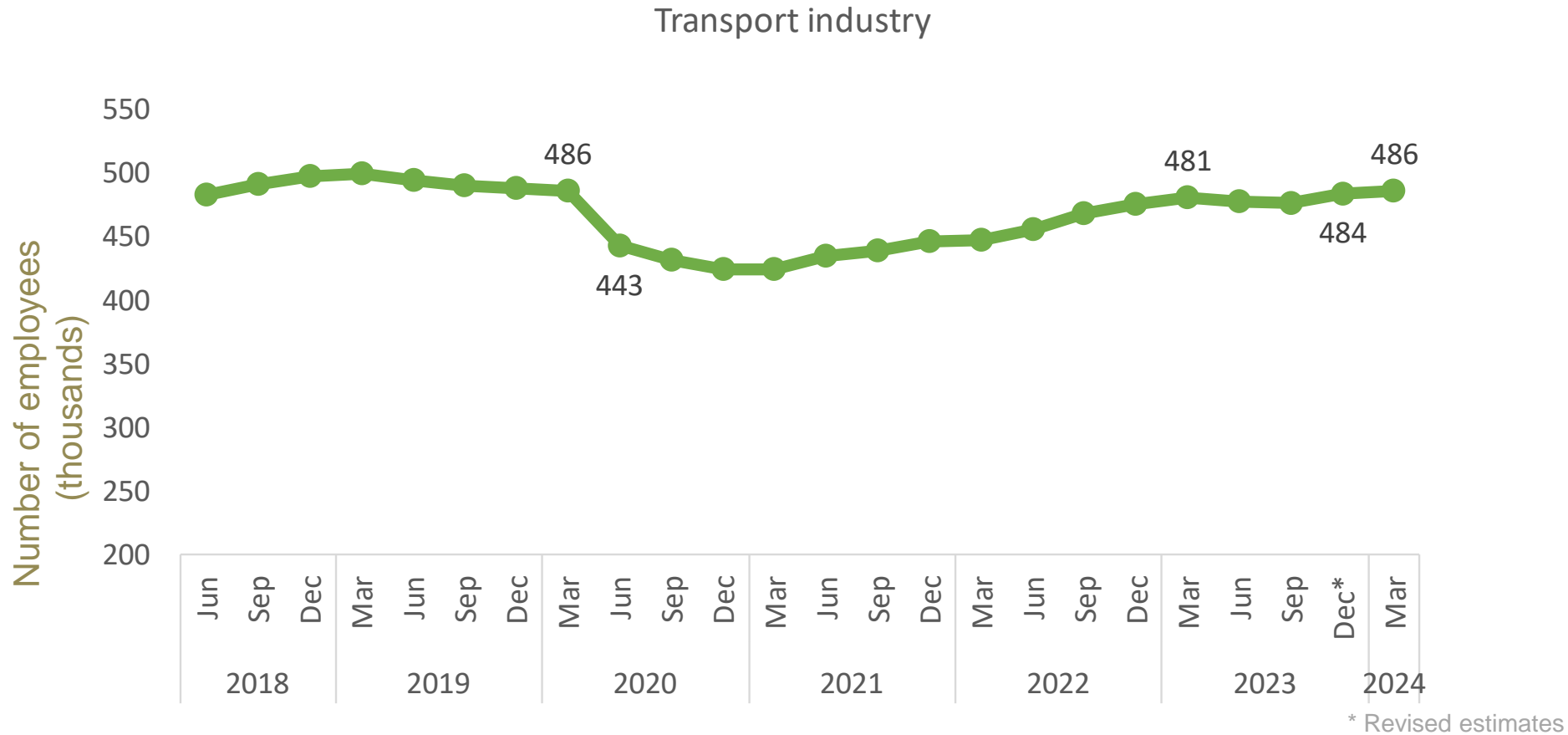


* Revised estimates

IMPROVING LIVES THROUGH DATA ECOSYSTEMS

Transport

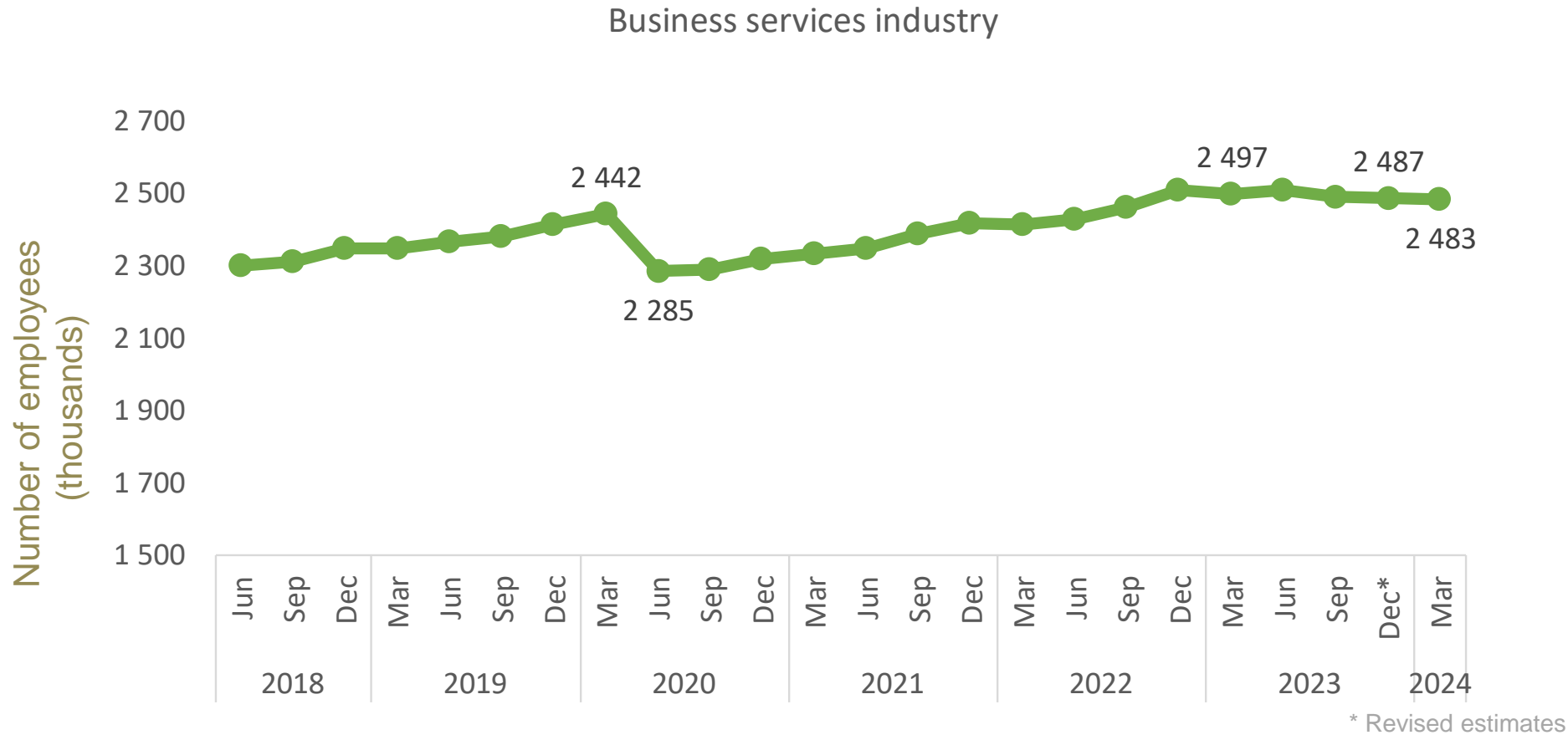
Transport industry **gained 2 000** jobs in the first quarter of 2024, compared to the previous quarter. The industry experienced a year-on-year **gain** of **5 000** jobs compared with the same quarter of 2023.



IMPROVING LIVES THROUGH DATA ECOSYSTEMS

Business services

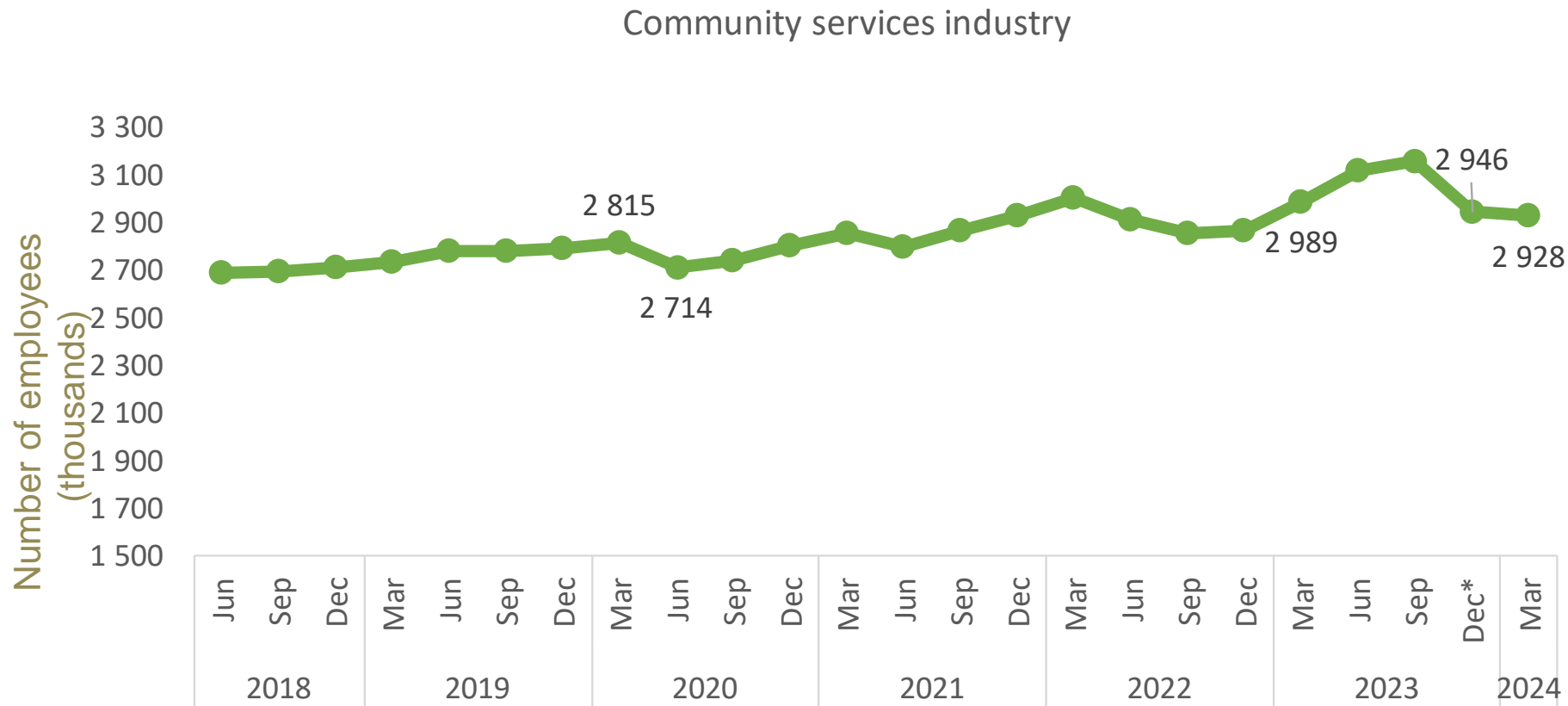
Business services industry saw a net **loss** of **4 000** jobs in the first quarter of 2024, compared to previous quarter. Year-on-year the industry **lost 14 000** jobs compared to same quarter of 2023.



IMPROVING LIVES THROUGH DATA ECOSYSTEMS

Community services

The Community services industry **lost 18 000** jobs in the fourth quarter of 2023, compared to the previous quarter. The industry also saw an annual **decline** of **61 000** jobs compared to the same quarter of 2023.




* Revised estimates

IMPROVING LIVES THROUGH DATA ECOSYSTEMS



stats sa

Department:
Statistics South Africa
REPUBLIC OF SOUTH AFRICA



Gross earnings 2024:Q1

IMPROVING LIVES THROUGH DATA ECOSYSTEMS




stats sa

Department:
Statistics South Africa
REPUBLIC OF SOUTH AFRICA



Changes in gross earnings

Gross earnings declined by **R35,1** billion (or **-3,5%**) reaching R957,9 billion compared to Q4:2023 (R993 billion). Basic salaries experienced a **decline** of **R6,7** billion, representing a **0,8%** decrease, bonus payments fell by **R27,6** billion (or **-25,3%**) and overtime payments declined by **R779** million (or **-2,7%**).



IMPROVING LIVES THROUGH DATA ECOSYSTEMS

Quarter-on-quarter changes in gross earnings

Most **decreases** in gross earnings in Q1:2024 were due to **decreases** in bonus payments by **R27,6** billion. The basic salary/wages **decreased** by **R6,7** billion and overtime payments **decreased** by **R779** million.

Quarter-on-quarter		Gross earnings (R' 000)		
Industry	Basic Salary/Wages	Bonus Payments	Overtime Payments	Total Gross Earnings
Trade	-2 917 000	-9 492 000	84 000	-12 325 000
Community services	127 000	-10 445 000	11 000	-10 307 000
Manufacturing	-1 996 000	-7 735 000	-312 000	-10 043 000
Construction	-1 452 000	-4 616 000	-187 000	-6 255 000
Transport	353 000	-3 688 000	-110 000	-3 445 000
Electricity	300 000	-1 535 000	121 000	-1 114 000
Mining*	-858 000			-858 000
Business services	-289 000	9 925 000	-386 000	9 250 000
Total	-6 732 000	-27 586 000	-779 000	-35 097 000

*Data for mining industry is not available separately for bonuses & overtime payments

IMPROVING LIVES THROUGH DATA ECOSYSTEMS

Year-on-year changes in gross earnings

Year-on-year gross earnings **increased** by **R43,5 billion** (or **4,8%**). **Increases** were due to basic salary payments made by **R40 billion**. There were also **increases** in overtime payments by **R3 billion** and bonus payments **increased** by **R438 million**.

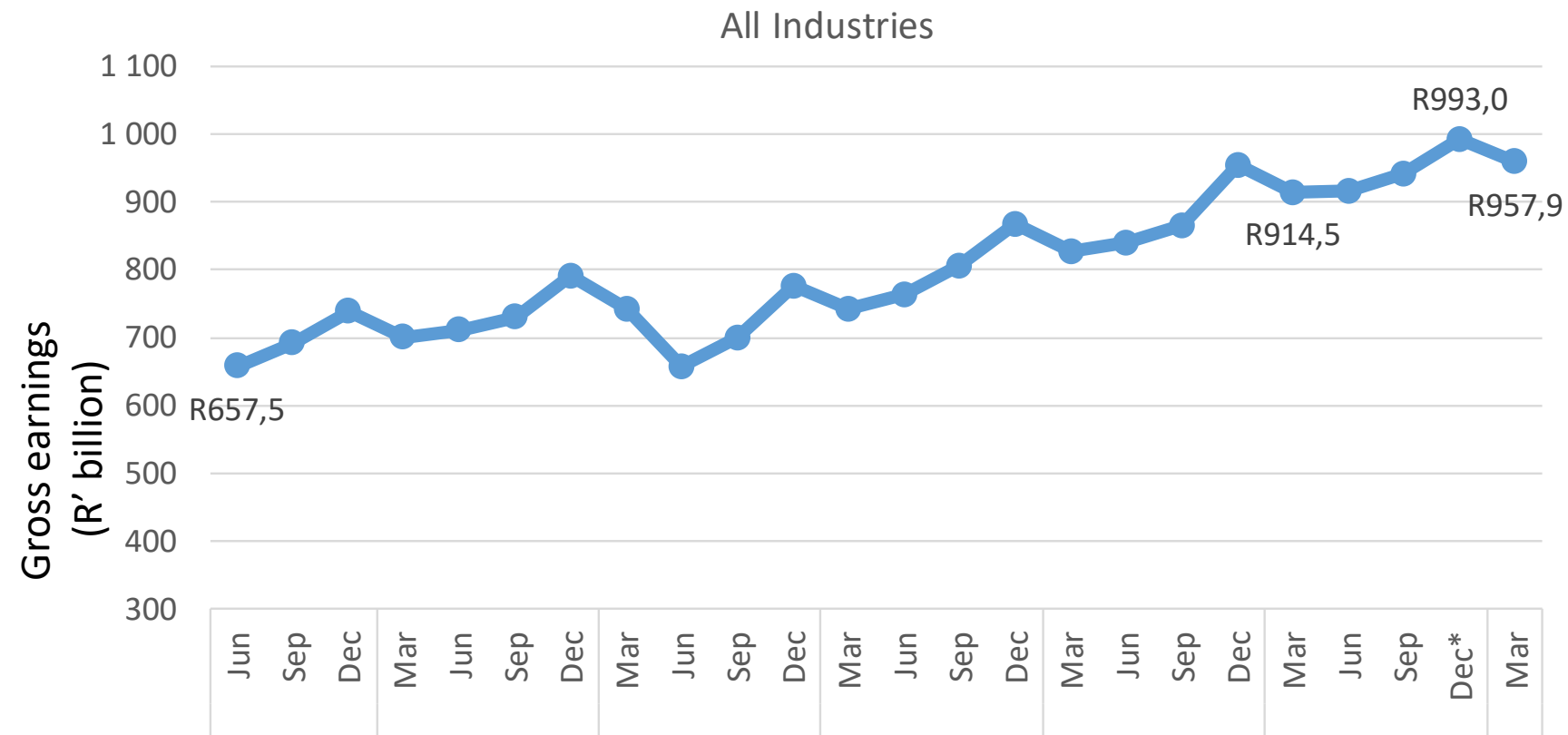
Year-on-year Industry	Gross earnings (R' 000)			
	Basic Salary/Wages	Bonus Payments	Overtime Payments	Total Gross Earnings
Community services	13 334 000	762 000	177 000	14 273 000
Business services	9 943 000	1 213 000	1 343 000	12 499 000
Manufacturing	3 936 000	-9 000	928 000	4 855 000
Trade	5 971 000	-1 487 000	138 000	4 622 000
Transport	3 245 000	329 000	242 000	3 816 000
Mining*	2 038 000			2 038 000
Construction	730 000	13 000	56 000	799 000
Electricity	848 000	-383 000	84 000	549 000
Total	40 045 000	438 000	2 968 000	43 451 000

**Data for mining industry is not available separately for bonuses & overtime payments*

IMPROVING LIVES THROUGH DATA ECOSYSTEMS

All industries (Total)

Gross earnings for all industries decreased by R35,1 billion in the Q1:2024.



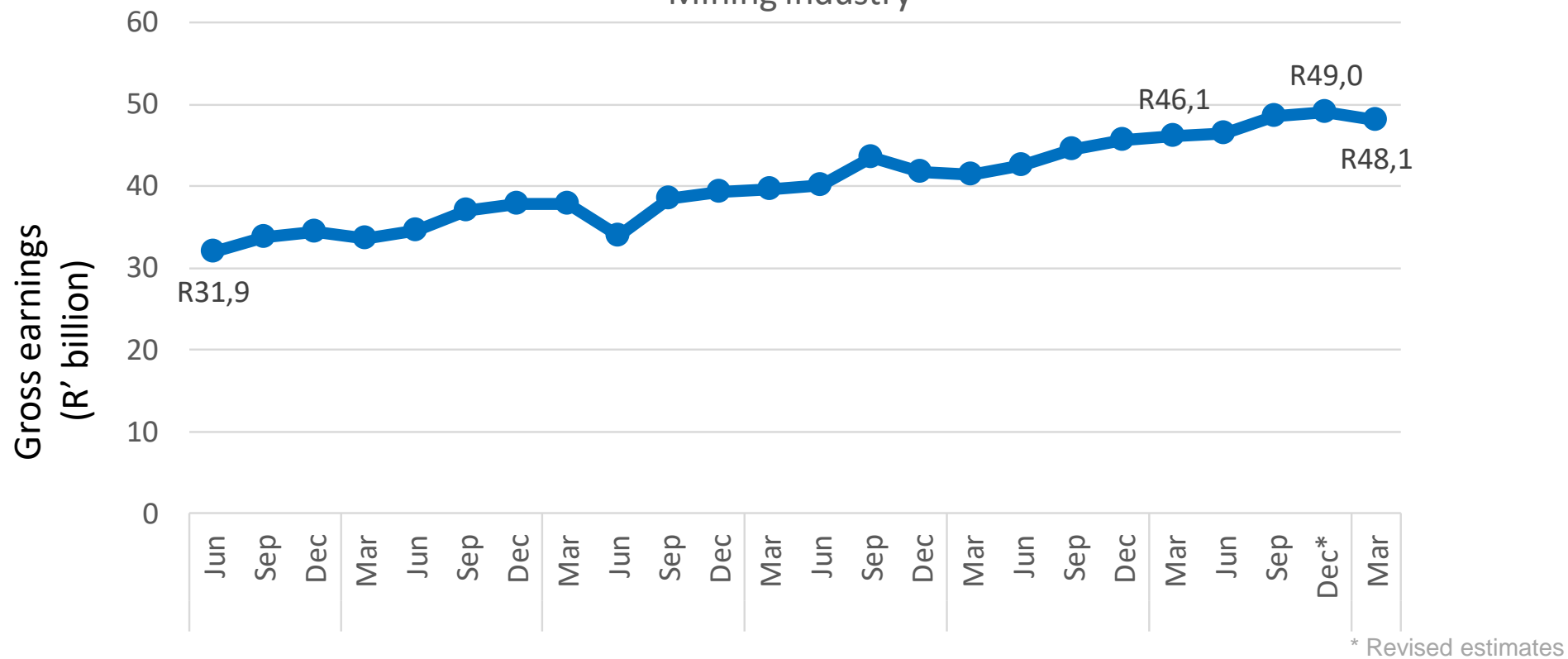
* Revised estimates

IMPROVING LIVES THROUGH DATA ECOSYSTEMS

Mining

Gross earnings paid in the mining industry decreased by R216 million in Q1:2024.

Mining industry



IMPROVING LIVES THROUGH DATA ECOSYSTEMS



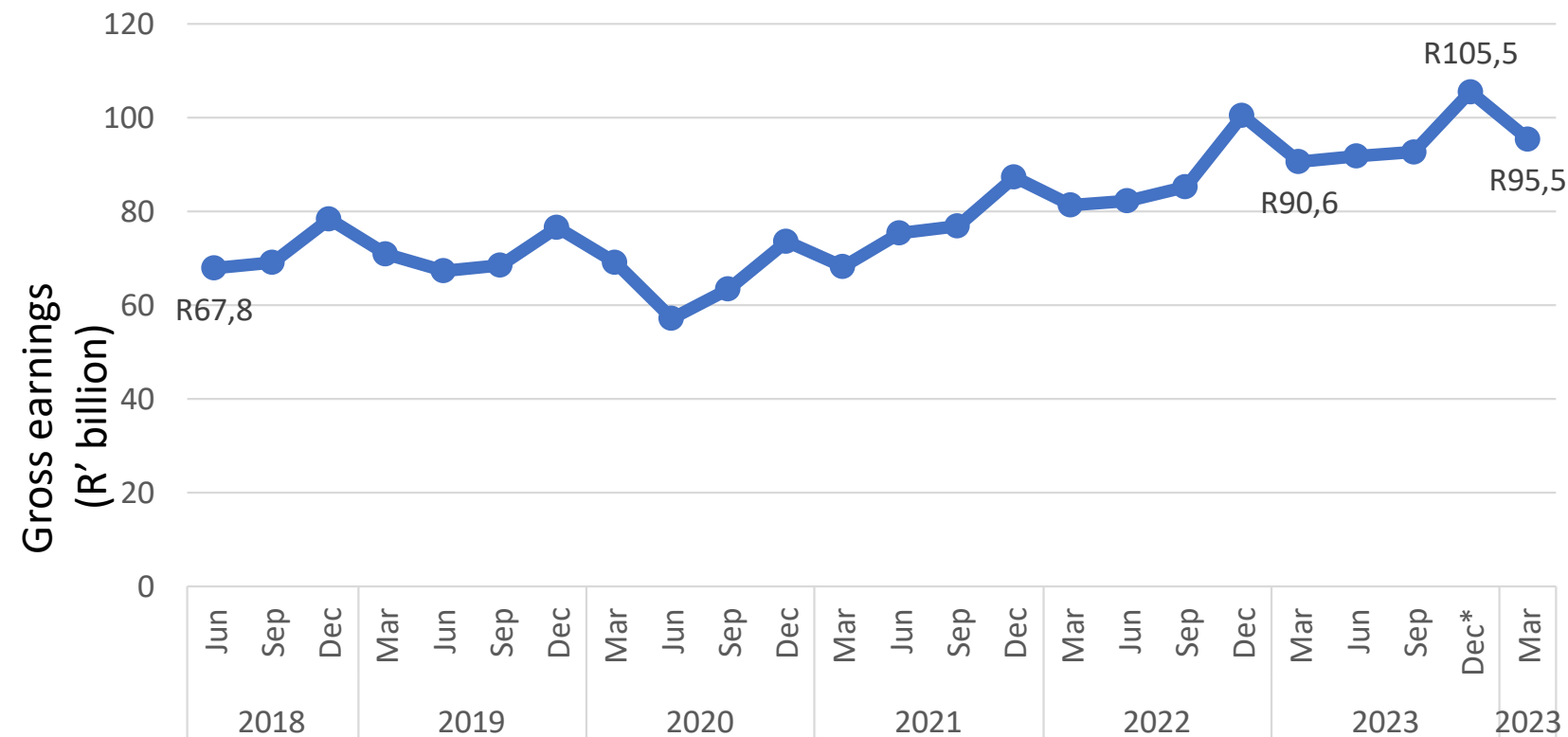
stats sa

Department:
Statistics South Africa
REPUBLIC OF SOUTH AFRICA

Manufacturing

Gross earnings paid in the manufacturing industry decreased by R10 billion in Q1: 2024.

Manufacturing industry



* Revised estimates

IMPROVING LIVES THROUGH DATA ECOSYSTEMS



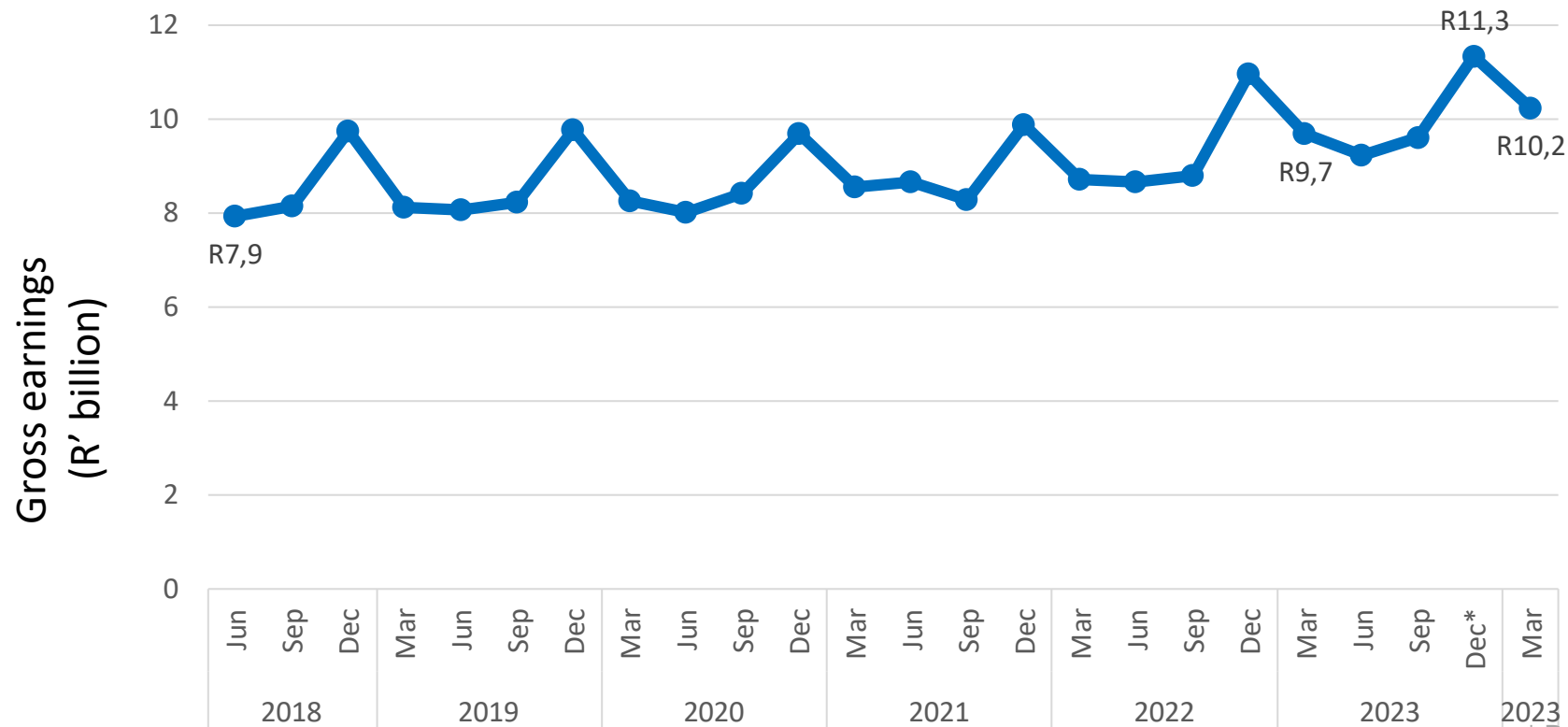
stats sa

Department:
Statistics South Africa
REPUBLIC OF SOUTH AFRICA

Electricity

Gross earnings paid in the electricity industry decreased by R1,1 billion in Q1: 2024.

Electricity industry



* Revised estimates

IMPROVING LIVES THROUGH DATA ECOSYSTEMS

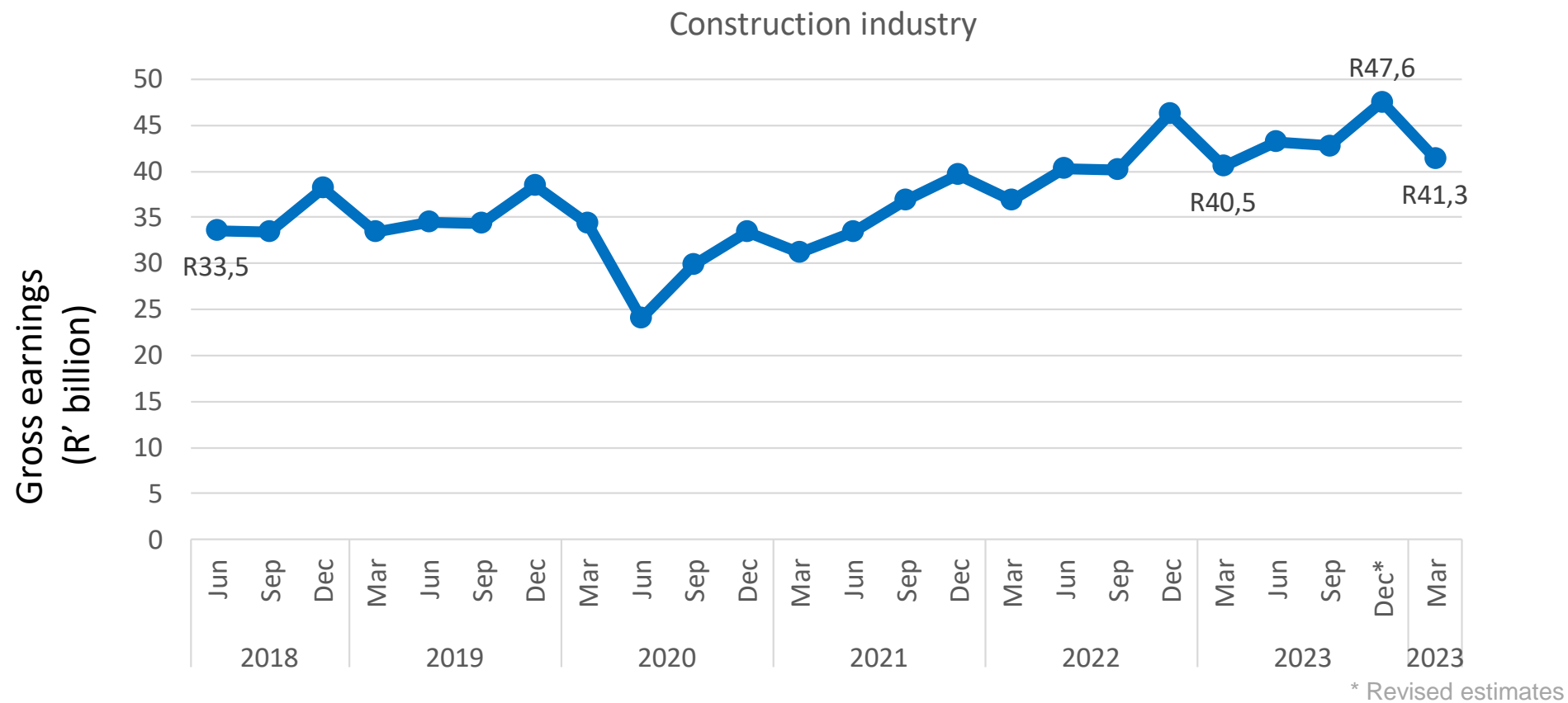


stats sa

Department:
Statistics South Africa
REPUBLIC OF SOUTH AFRICA

Construction

Gross earnings paid in the construction industry decreased R6,3 billion in Q1:2024.

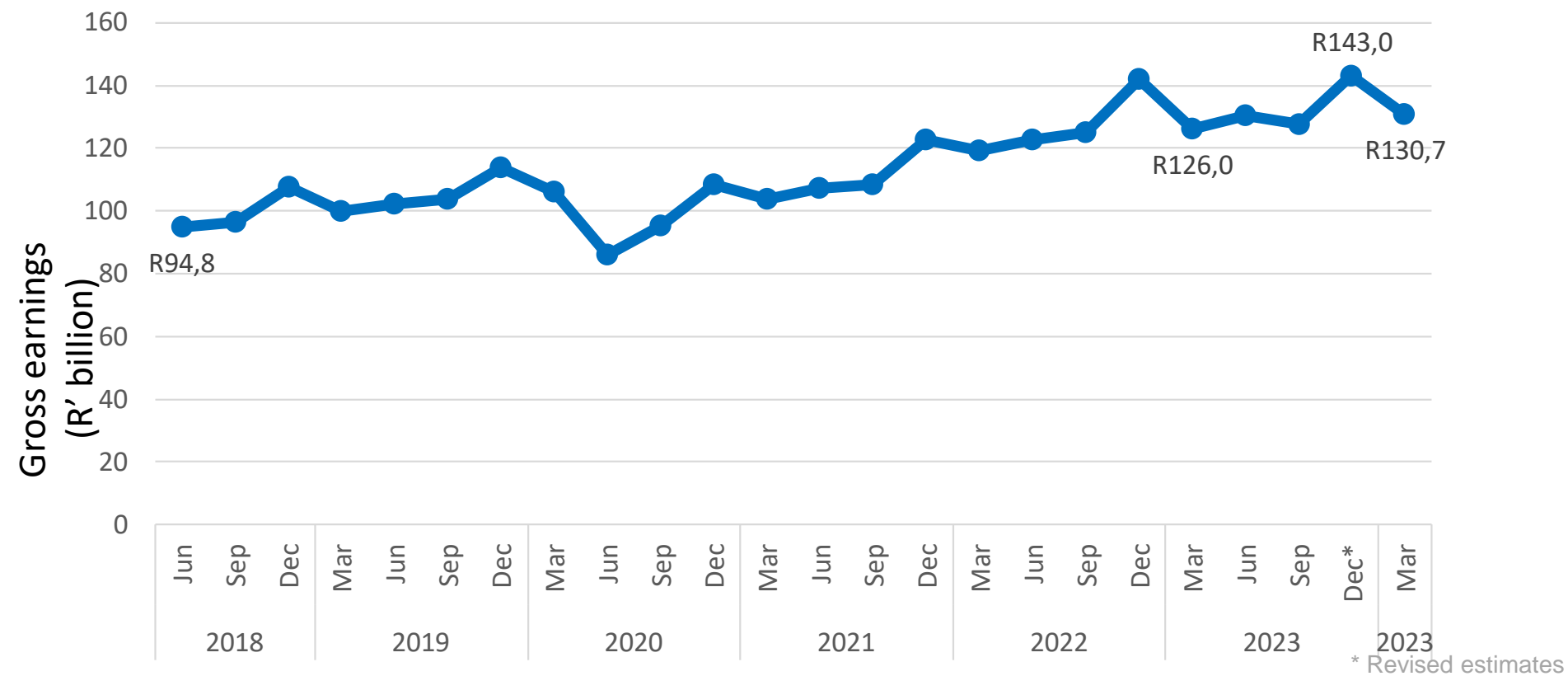


IMPROVING LIVES THROUGH DATA ECOSYSTEMS

Trade

Gross earnings paid in the trade industry decreased by R12,3 billion in Q1:2024.

Trade industry

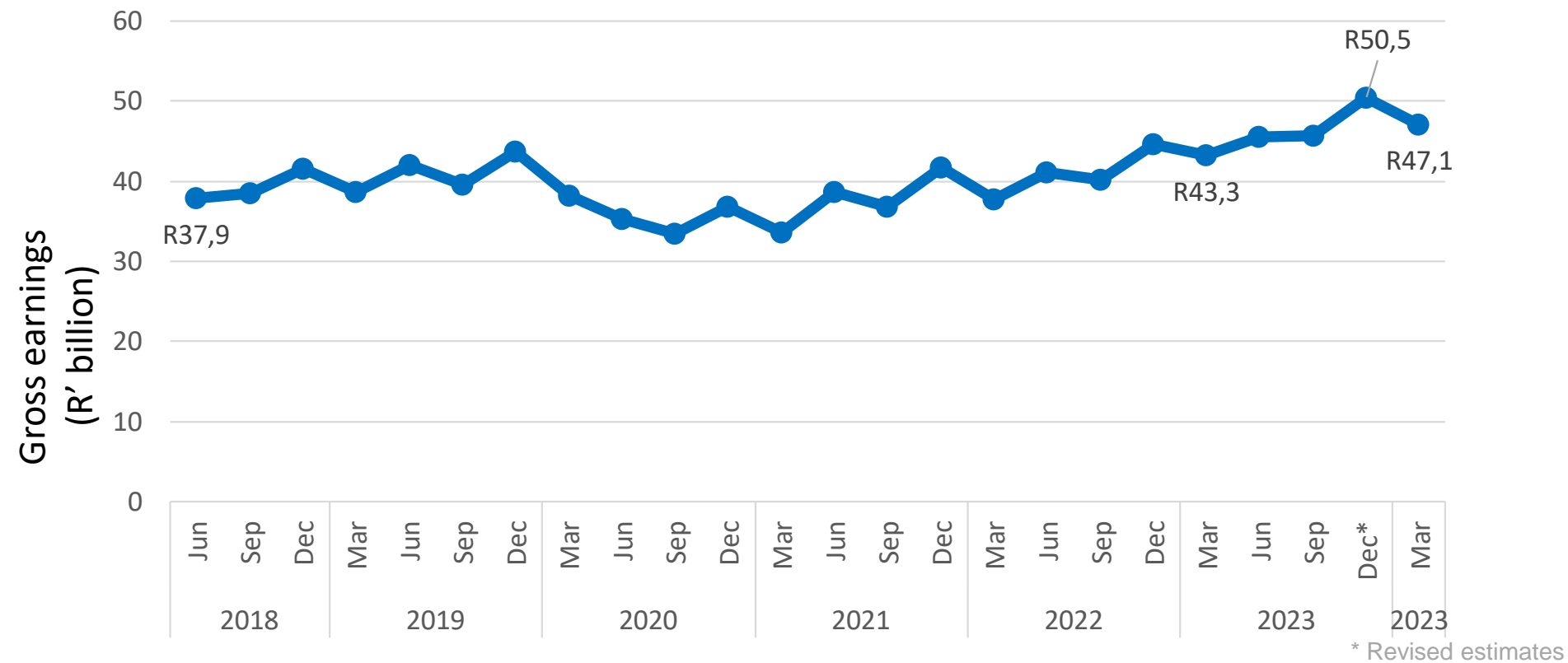


IMPROVING LIVES THROUGH DATA ECOSYSTEMS

Transport

Gross earnings paid in the transport industry decreased by R3,4 billion in Q1:2024.

Transport industry

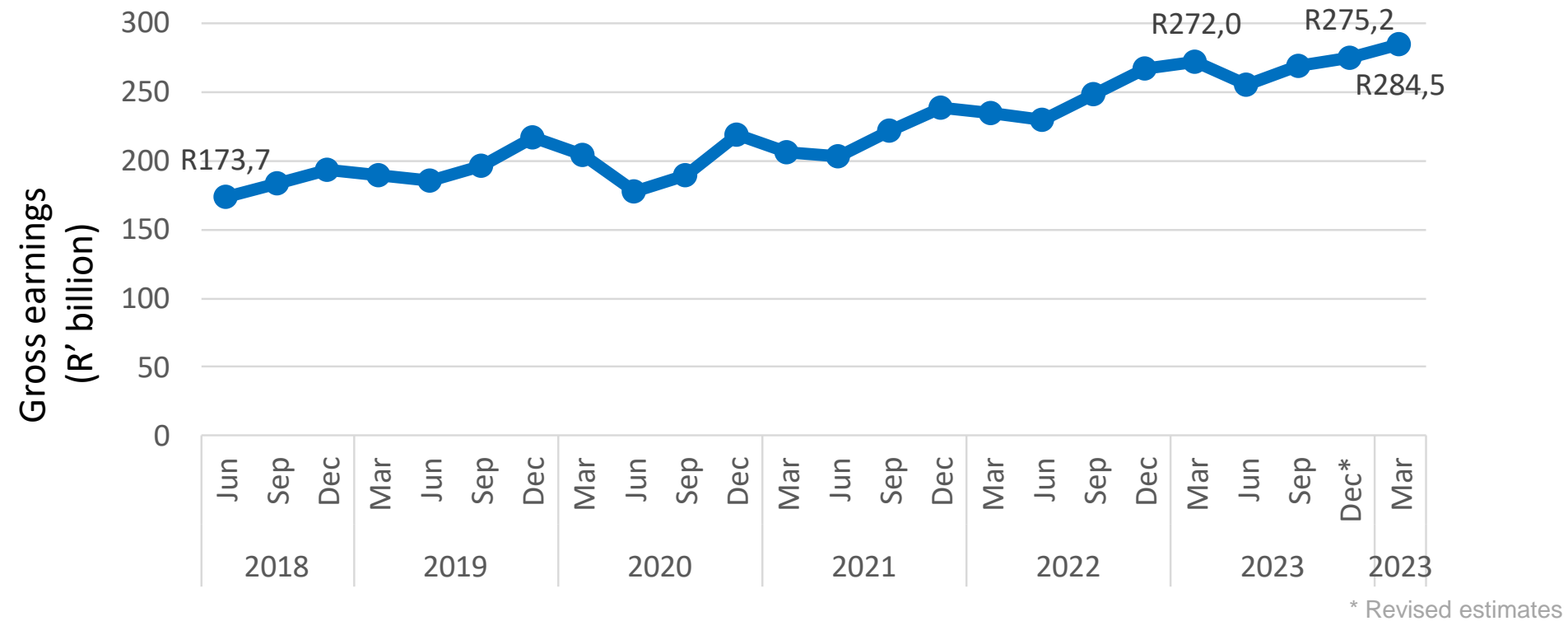


IMPROVING LIVES THROUGH DATA ECOSYSTEMS

Business services

Gross earnings paid in the business services industry increased by R9,3 billion in Q1: 2024.

Business services industry

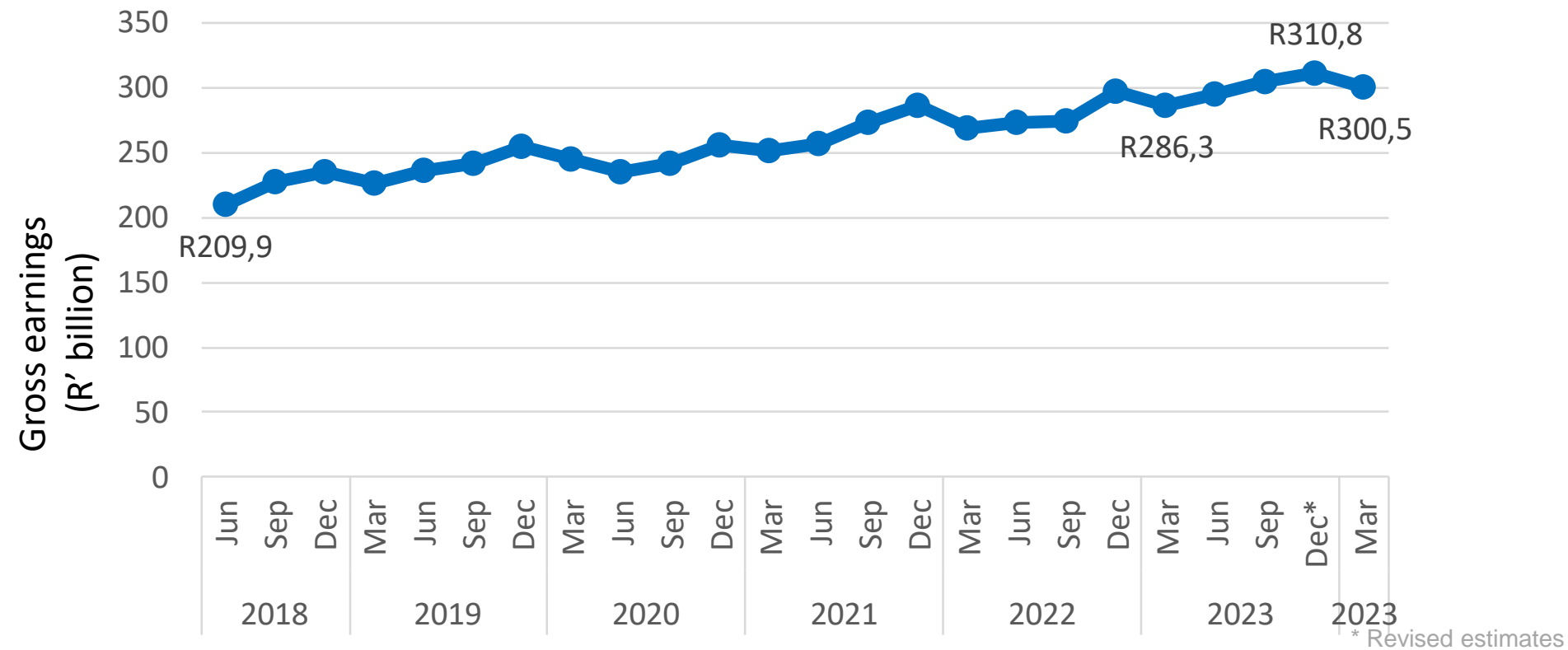


IMPROVING LIVES THROUGH DATA ECOSYSTEMS

Community services

Gross earnings paid in the community services industry decreased by R10,3 billion in Q1:2024.

Community services industry



IMPROVING LIVES THROUGH DATA ECOSYSTEMS



Average monthly earnings (AME) February 2024

IMPROVING LIVES THROUGH DATA ECOSYSTEMS



stats sa

Department:
Statistics South Africa
REPUBLIC OF SOUTH AFRICA



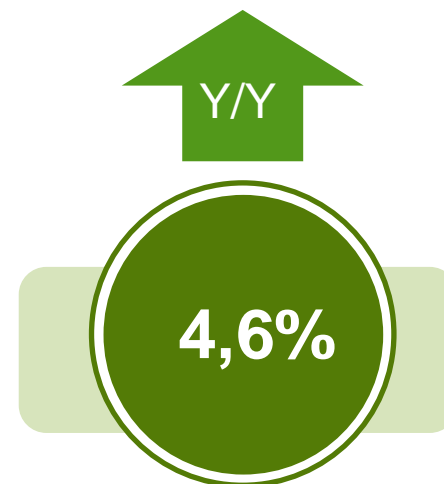
AME RESULTS

AME including bonuses and overtime payments **decreased** by **0,1%** from **R26 822** in November 2023 to **R26 791** in February 2024.

Year-on-year AME **increased** by **4,6%**.

Average monthly earnings (AME)

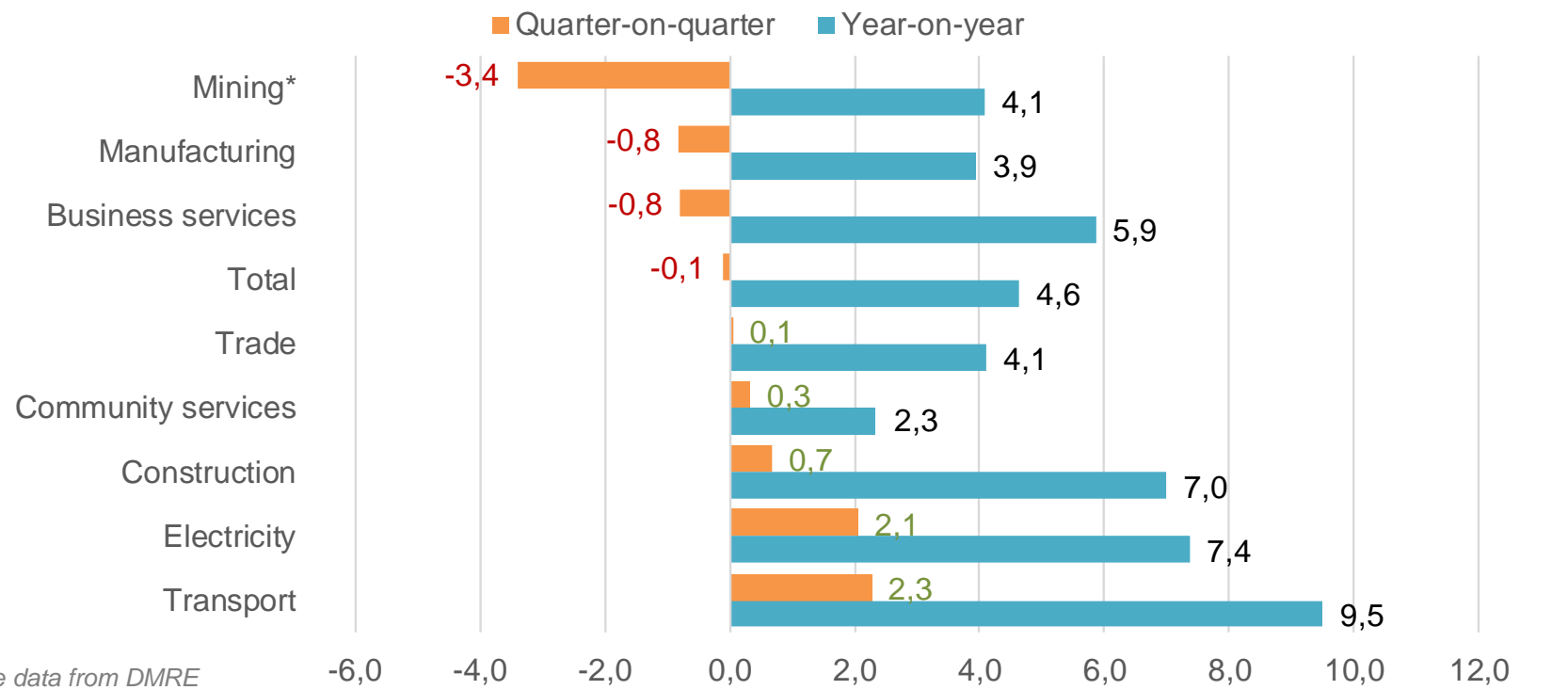
R26 791



IMPROVING LIVES THROUGH DATA ECOSYSTEMS

AME by industry

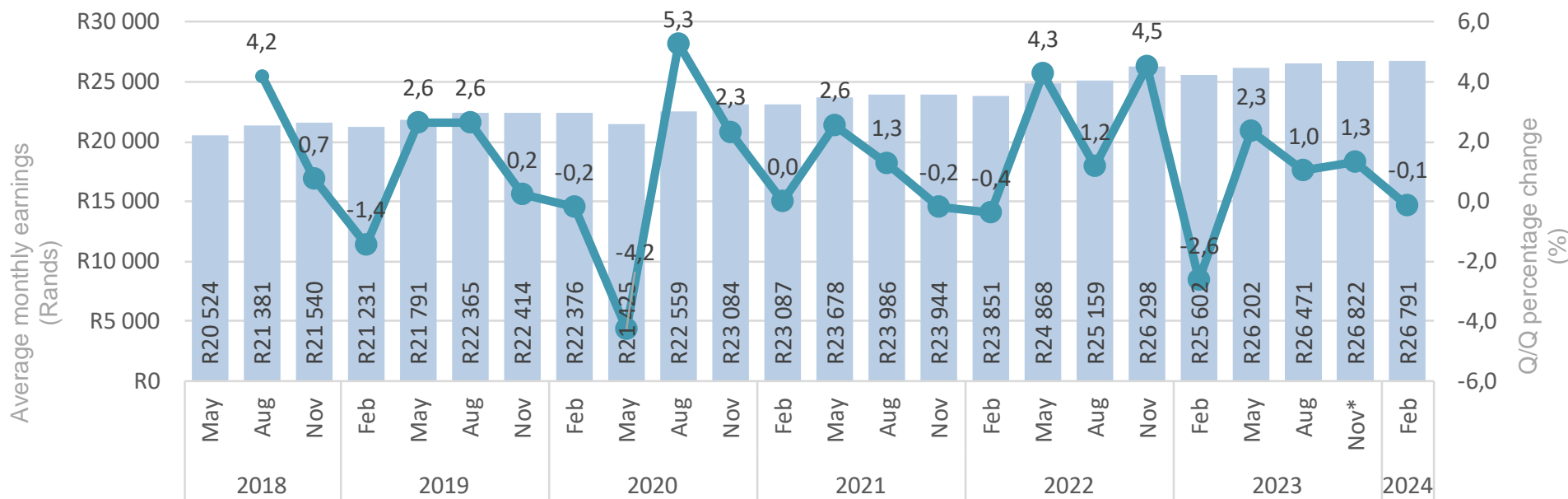
Mining, manufacturing and business services declined in AME in February 2024. Even though there was an overall decrease in AME, other industries saw increases in average earnings in same period. Year-on-year transport industry reported the largest annual increase of 9,5%, whilst community services showed the lowest increase of 2,3%.



IMPROVING LIVES THROUGH DATA ECOSYSTEMS

AME quarter-on-quarter change

The average monthly earnings (AME) amounted to **R26 791** in February 2024, down from **R26 822** reported in November 2023. This is a decrease of **0,1%**.



* Revised estimates

IMPROVING LIVES THROUGH DATA ECOSYSTEMS



stats sa

Department:
Statistics South Africa
REPUBLIC OF SOUTH AFRICA

Recap

QES
Q1:2024




Number of employees
decreased by 67 000
Q/Q & **decreased** by 74 000
Y/Y.



Full-time jobs **decreased** by
29 000 Q/Q & **decreased**
by 16 000 Y/Y.



*Part-time jobs **decreased** by
38 000 Q/Q and **decreased**
by 58 000 Y/Y.



Average monthly earnings
decreased by 0,1% Q/Q &
increased by 4,6% Y/Y.



Gross earnings **decreased** by
R35,1 billion Q/Q & **increased**
by **R43,5** billion Y/Y.



Basic salaries/wages **decreased**
by **R6,7** billion Q/Q & **increased**
by **R40** billion Y/Y.



*Bonus payments **decreased** by
R27,6 billion Q/Q & **increased**
by **R438** million Y/Y.



*Overtime payments **decreased** by
R779 million Q/Q & **increased** by
R3 billion Y/Y.

*Excluding mining

IMPROVING LIVES THROUGH DATA ECOSYSTEMS



stats sa

Department:
Statistics South Africa
REPUBLIC OF SOUTH AFRICA



IMPROVING LIVES THROUGH DATA ECOSYSTEMS



stats sa

Department:
Statistics South Africa
REPUBLIC OF SOUTH AFRICA

