

# Quarterly Employment Statistics

IMPROVING LIVES THROUGH DATA ECOSYSTEMS



**stats sa**

Department:  
Statistics South Africa  
REPUBLIC OF SOUTH AFRICA



# QES Background

01

QES is an enterprise-based sample survey

02

QES collects information on employing businesses registered for VAT with annual turnover greater than R300 000

03

Samples are drawn from private non-agricultural businesses e.g. factories, offices, stores as well as national, provincial and local government entities

04

Sample size of approximately 20 000 was selected



# QES Coverage



\* Administrative data from DMRE

IMPROVING LIVES THROUGH DATA ECOSYSTEMS



**stats sa**

Department:  
Statistics South Africa  
REPUBLIC OF SOUTH AFRICA



# QES Variables

*Estimates are published on a quarter lag (SDDS)*

*Number of employees*

as at the **last month** of the reference quarter



*Average monthly earnings*

for **the middle month** of the reference quarter

*Gross earnings*

for the **three months** of the reference quarter

IMPROVING LIVES THROUGH DATA ECOSYSTEMS




stats sa

Department:  
Statistics South Africa  
REPUBLIC OF SOUTH AFRICA







# Results for Q4:2023

IMPROVING LIVES THROUGH DATA ECOSYSTEMS



**stats sa**

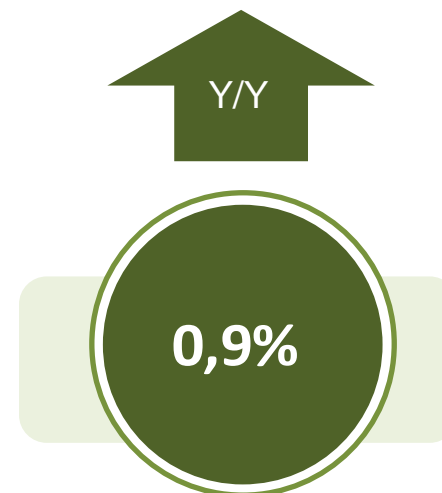
Department:  
Statistics South Africa  
REPUBLIC OF SOUTH AFRICA



# EMPLOYMENT RESULTS

The number of employed persons **decreased** by **194 000** from **10 899 000** in Q3:2023, to **10 705 000** in Q4:2023.

There was a **decrease** of **194 000** jobs in fourth quarter 2023. This figure represents a decline of **-1,8%** when compared to the previous quarter.

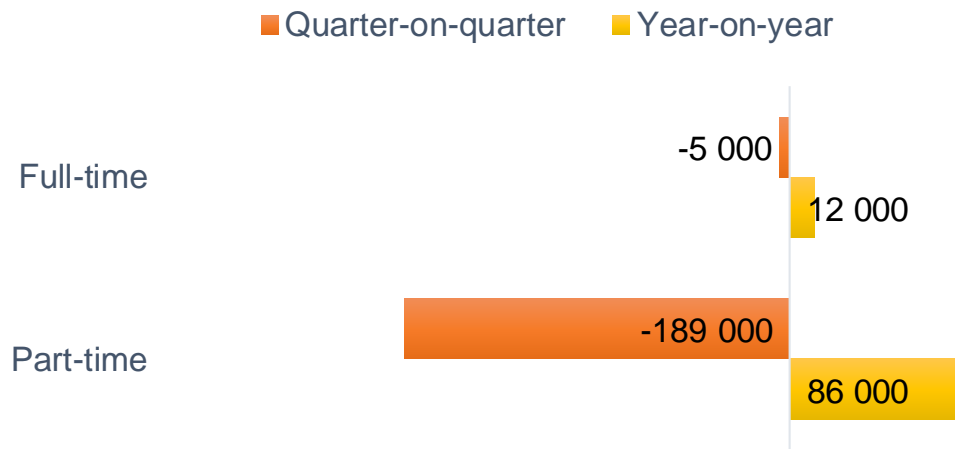


Year-on-year there was an annual **increase** of **98 000** jobs (or **0,9%**) in Q4:2023 compared with the corresponding quarter of the previous year.

# EMPLOYMENT RESULTS

Full-time employment decreased from **9 498 000** in Q3:2023 to **9 493 000** in Q4:2023.

Part-time employment decreased from **1 401 000** in Q3:2023, down to **1 212 000** in Q4:2023.



There was a **decrease** of **5 000** full-time jobs quarter-on-quarter. Year-on-year there were **12 000** full-time jobs that were added.

Part-time jobs **decreased** by **189 000** quarter-on-quarter and year-on-year there was an increase of **86 000** part-time jobs.

## Quarter-on-quarter changes in employment

During Q4:2023, there was a net job **decrease** of **194 000**. Community Services reported a net **loss** of **214 000** jobs, primarily driven by **decreases** in both full-time and part-time employment. Trade, transport and electricity reported increases of **56 000**, **2 000** and **1 000** jobs, respectively.

Quarter-on-quarter Industry	Number of employees		
	Full-time	Part-time	All employees
Community services	-11 000	-203 000	-214 000
Construction	-13 000	-6 000	-19 000
Business services	-3 000	-9 000	-12 000
Manufacturing	-12 000	5 000	-7 000
Mining*	-1 000		-1 000
Electricity	1 000	0	1 000
Transport	3 000	-1 000	2 000
Trade	31 000	25 000	56 000
<b>Total</b>	<b>-5 000</b>	<b>-189 000</b>	<b>-194 000</b>

\*Data for mining industry is not available separately for part-time

IMPROVING LIVES THROUGH DATA ECOSYSTEMS



stats sa

Department:  
Statistics South Africa  
REPUBLIC OF SOUTH AFRICA





## Year-on-year changes in employment

There was a year-on-year net gain of **98 000** employees, driven primarily by **increases** in part-time employment with **86 000** jobs. Community services saw a substantial net gain of **80 000** jobs. Conversely, business services and construction industries reported a net loss of **28 000** and **16 000** jobs, respectively.

Year-on-year Industry	Number of employees		
	Full-time	Part-time	All employees
Community services	16 000	64 000	80 000
Trade	35 000	4 000	39 000
Mining*	9 000		9 000
Manufacturing	6 000	3 000	9 000
Transport	4 000	-1 000	3 000
Electricity	3 000	-1 000	2 000
Construction	-1 000	-15 000	-16 000
Business services	-60 000	32 000	-28 000
<b>Total</b>	<b>12 000</b>	<b>86 000</b>	<b>98 000</b>

\*Data for mining industry is not available separately for part-time

IMPROVING LIVES THROUGH DATA ECOSYSTEMS



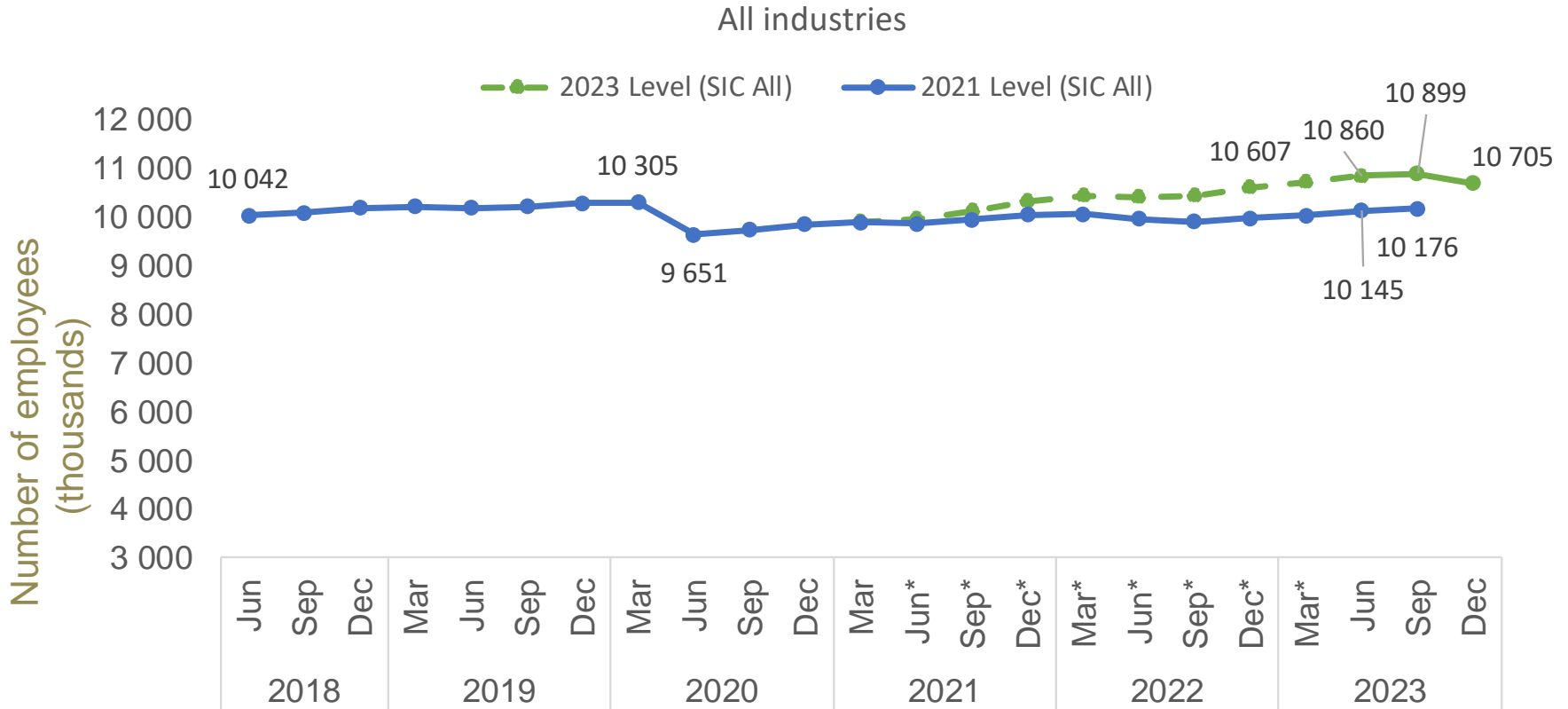
stats sa

Department:  
Statistics South Africa  
REPUBLIC OF SOUTH AFRICA



# All industries (Total)

The total number of employees **decreased** by **194 000** in Q4:2023 compared with Q3:2023. Year-on-year total employment for all industries **increased** by **98 000** compared with same quarter of the previous year.

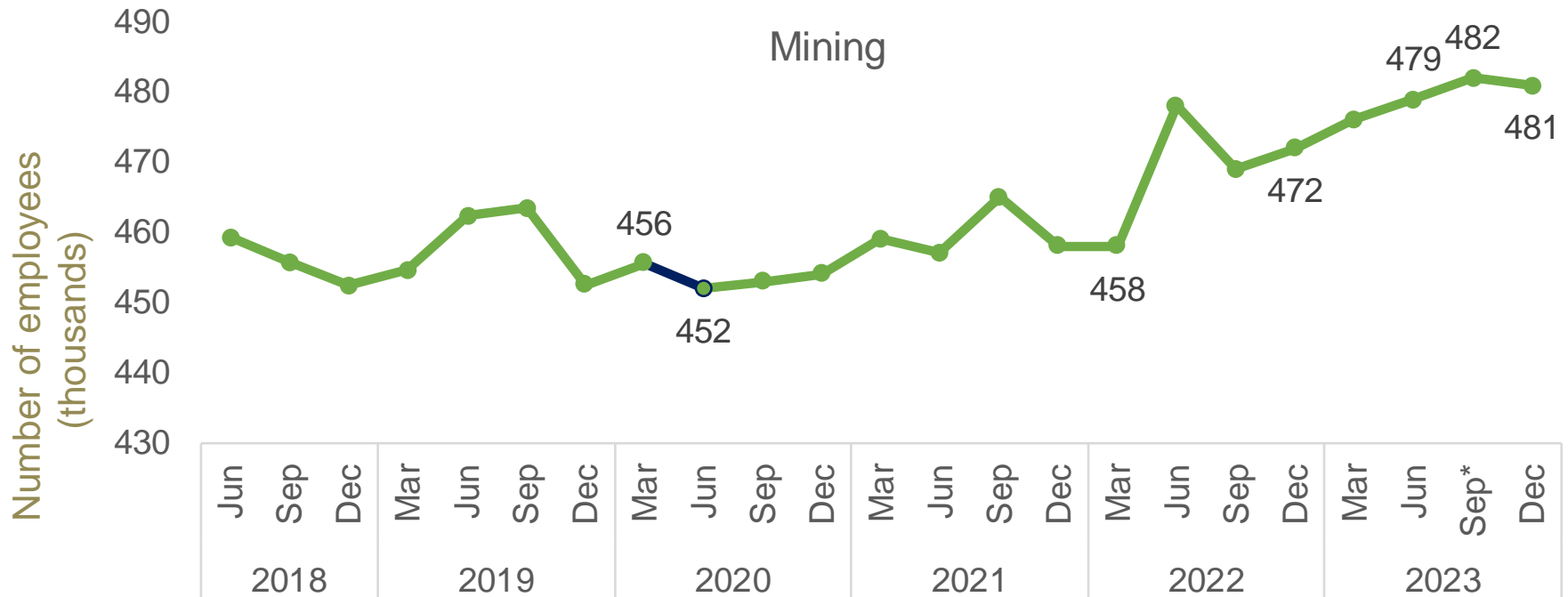


\* Revised estimates



# Mining

In fourth quarter of 2023, mining industry lost **1 000** jobs. There was an annual increase of **9 000** jobs compared to the same quarter of the previous year.



\* Revised estimates



# Manufacturing

Manufacturing industry lost **7 000** jobs in the third quarter of 2023. Year-on-year, the industry saw an annual increase of **3 000** jobs in Q3:2023 compared to same quarter of 2022.

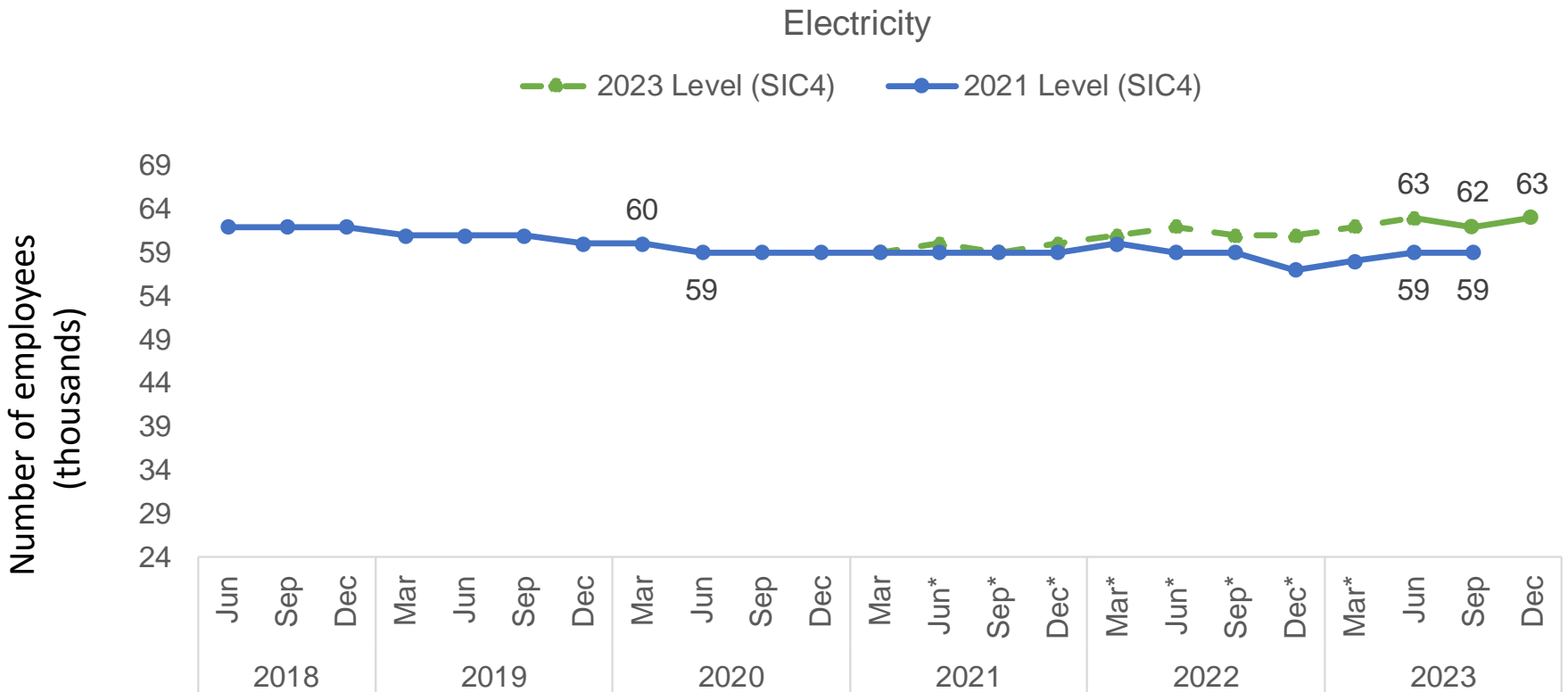


\* Revised estimates



# Electricity

The electricity industry **increased** by **1 000** jobs in the fourth quarter of 2023. Year-on-year the industry added **2 000** jobs when comparing Q4:2023 with Q4:2022.

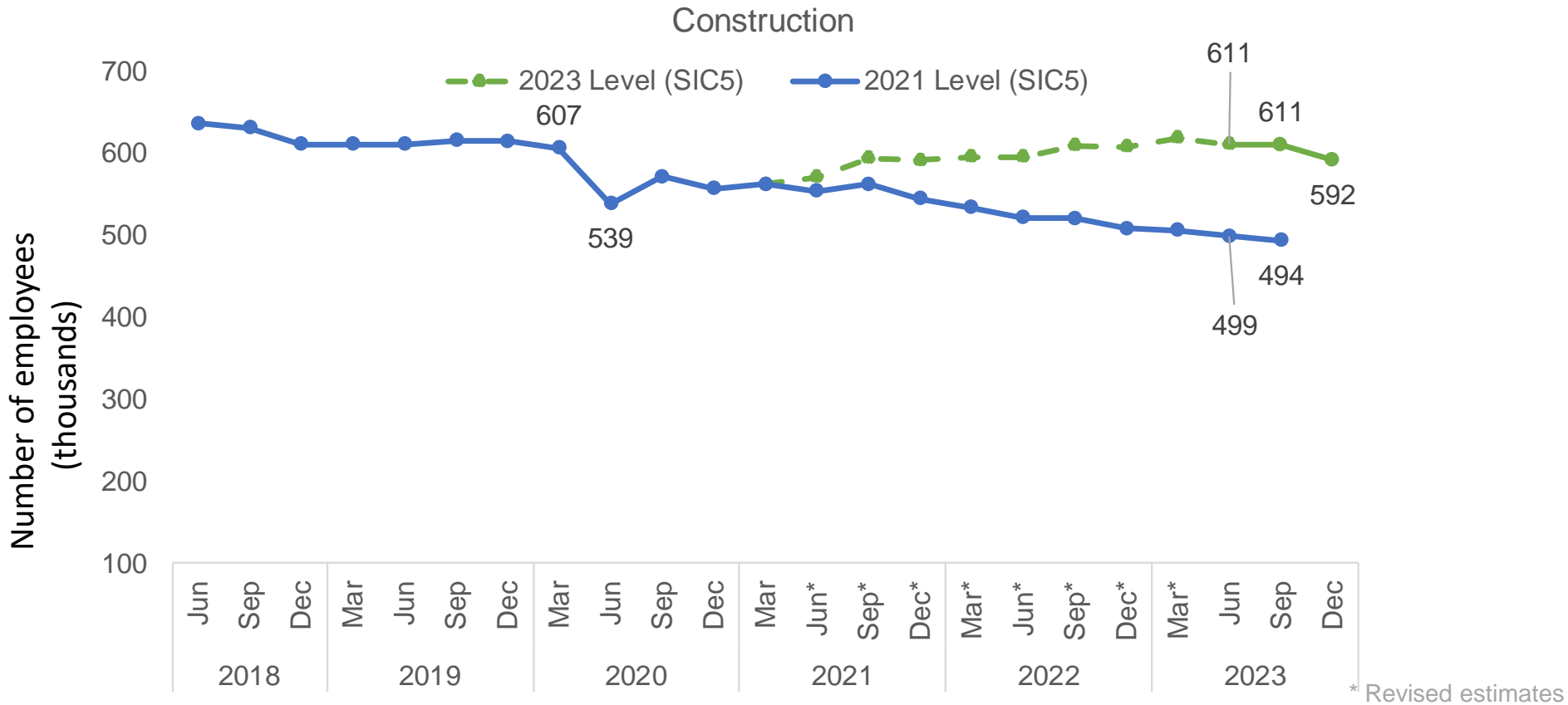


\* Revised estimates



# Construction

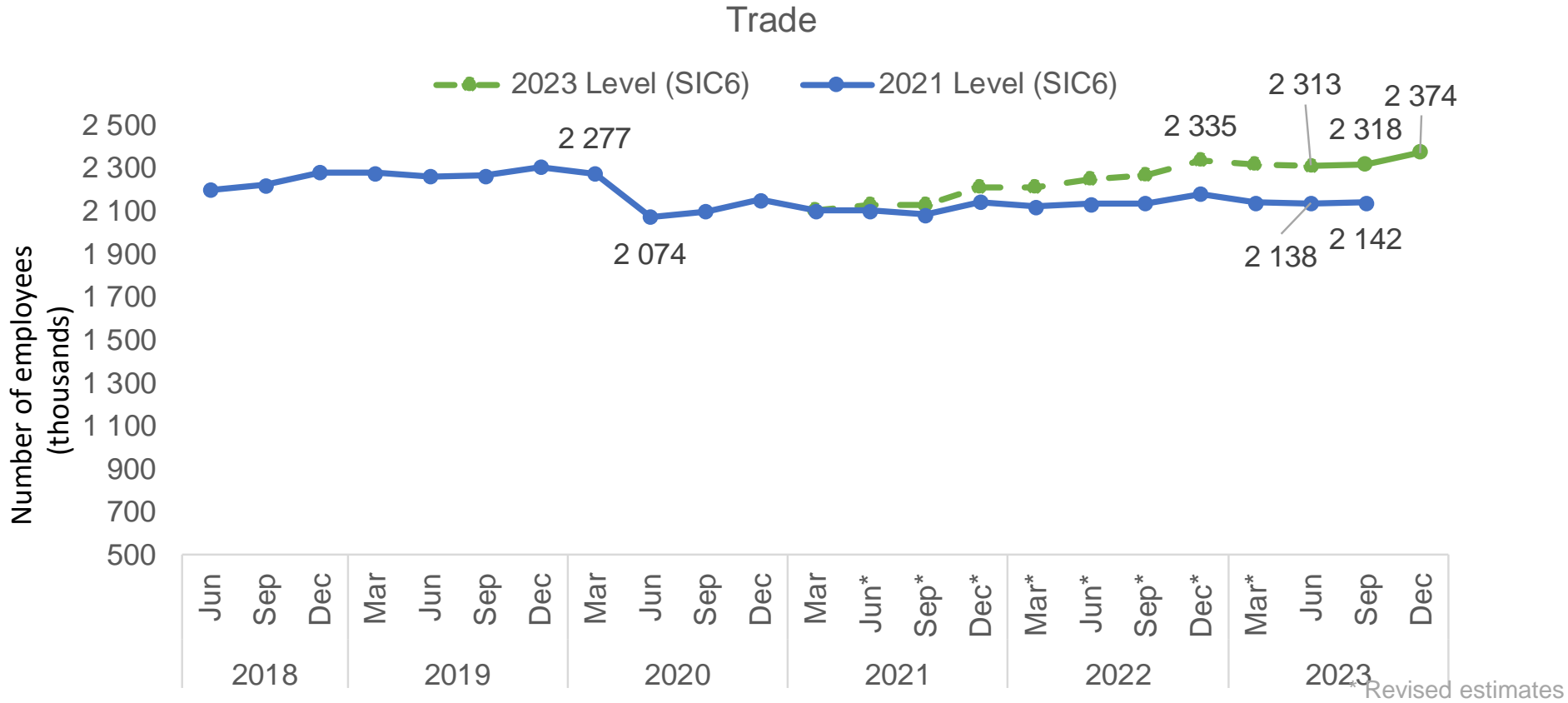
The construction industry shed **19 000** jobs in the fourth quarter of 2023, relative to the previous quarter. The industry also saw a **decline** of **16 000** jobs from the same quarter of the previous year.





# Trade

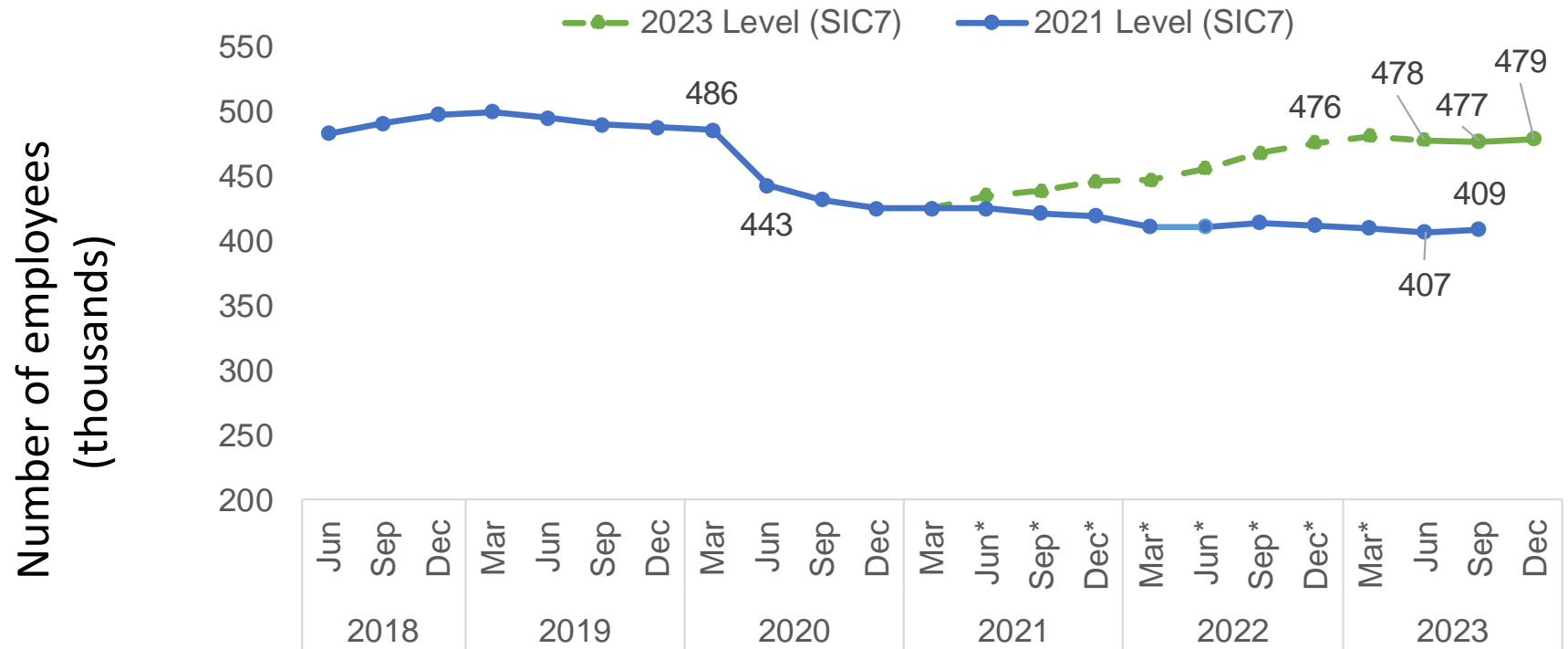
In the fourth quarter of 2023, the trade industry added **56 000** jobs compared to the third quarter. Year-on-year the industry gained **39 000** jobs compared to the same quarter of 2022.



# Transport

Transport industry saw a **gain of 2 000 jobs** in the fourth quarter of 2023, compared to the previous quarter. The industry experienced a year-on-year **gain of 3 000 jobs** compared with the same quarter of 2022.

Transport

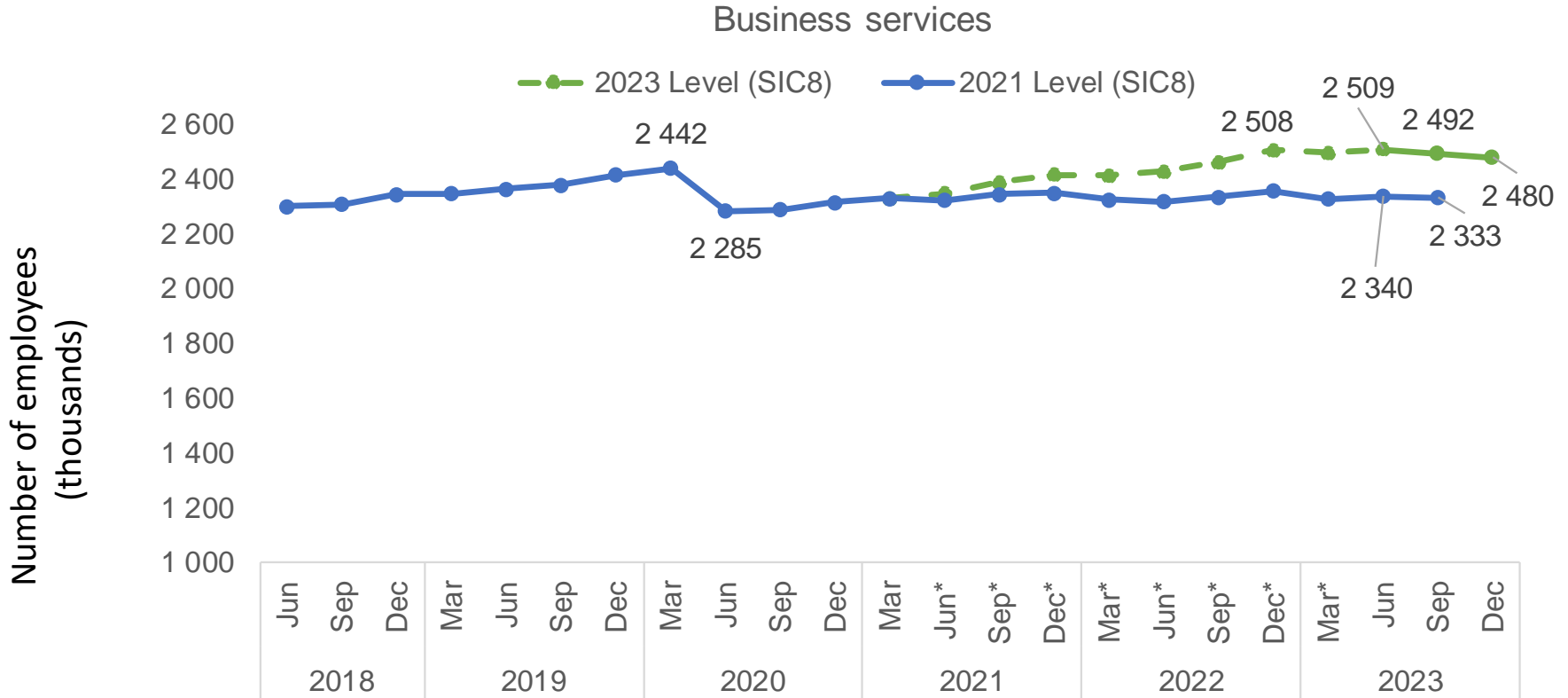


\* Revised estimates



# Business services

The fourth quarter of 2023 saw a net **loss** of **12 000** jobs in the Business services industry, compared to the second quarter. Year-on-year the industry also **lost 28 000** jobs compared to same quarter of 2022.

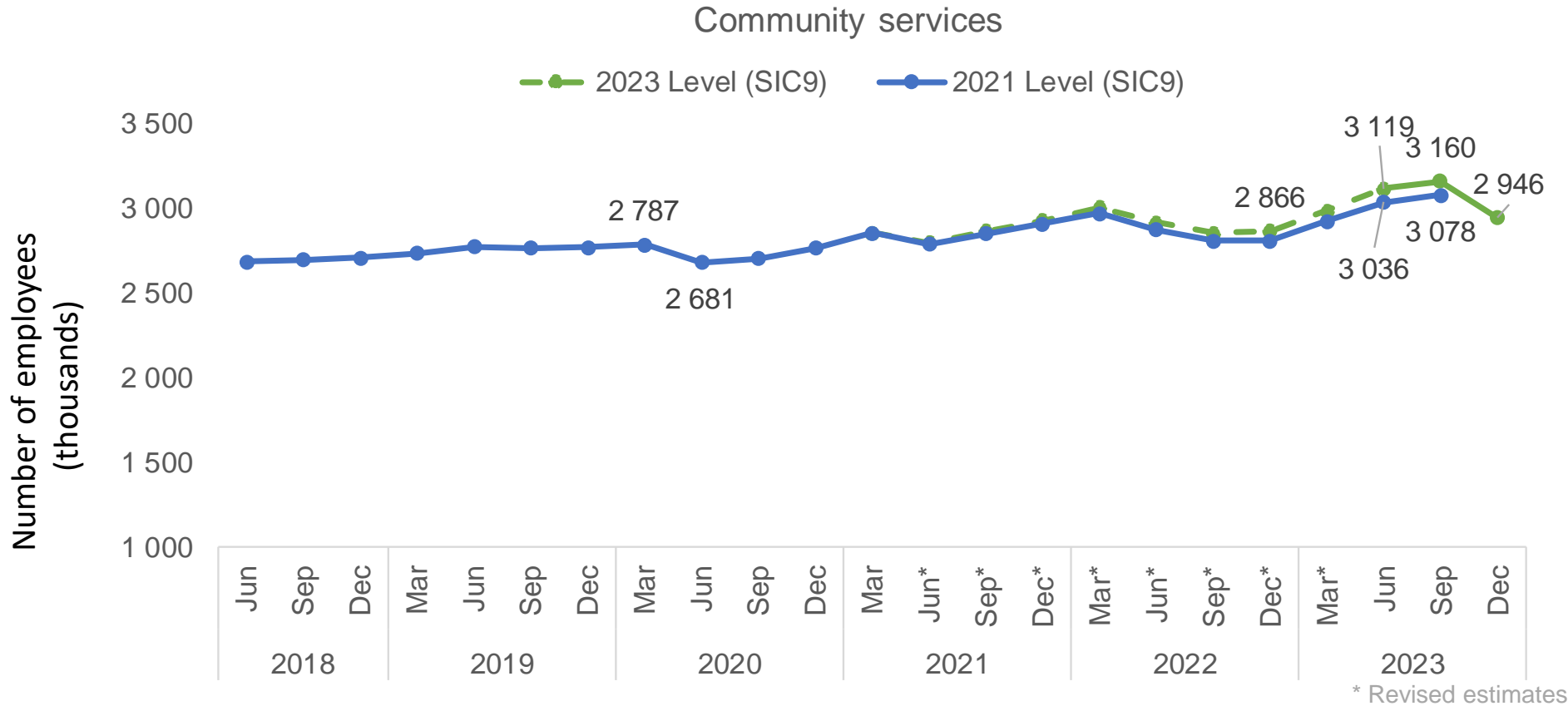


\* Revised estimates



# Community services

The Community services industry **lost 214 000** jobs in the fourth quarter of 2023, compared to the previous quarter. The industry also saw an annual growth of **80 000** jobs compared to the same quarter of 2022.





# Gross earnings

IMPROVING LIVES THROUGH DATA ECOSYSTEMS



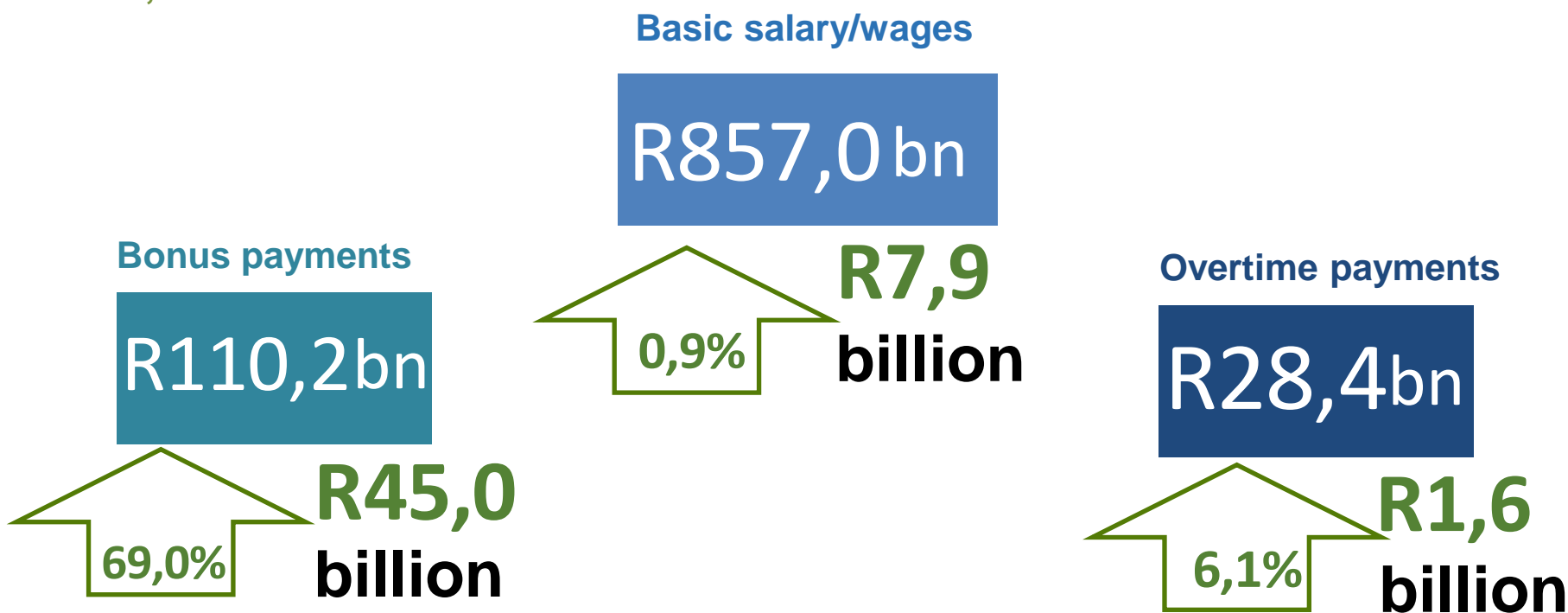
**stats sa**

Department:  
Statistics South Africa  
REPUBLIC OF SOUTH AFRICA



## Changes in gross earnings

During the fourth quarter of 2023, the gross earnings saw a rise of **R54,5 billion**, equivalent to a **5,8%** increase, reaching R995,6 billion compared to the third quarter's R941,3 billion. Basic salaries experienced a growth of **R7,9 billion**, representing a **0,9%** increase, while bonus payments rose by **R45 billion**, marking a **69%** growth during the same quarter. Overtime payments saw an increase of **R1,6 billion**, reflecting an increase of **6,1%**.



IMPROVING LIVES THROUGH DATA ECOSYSTEMS



stats sa

Department:  
Statistics South Africa  
REPUBLIC OF SOUTH AFRICA





## Quarter-on-quarter changes in gross earnings

Gross earnings **increased** by **R54,5 billion** (or **5,8%**) in the fourth quarter of 2023 compared to Q3:2023. Most **increases** in gross earnings were due to **increases** in bonus payments by **R45 billion**. The basic salary/wages **increased** by **R7,9 billion** and overtime payments **increased** by **R1,6 billion**.

Quarter-on-quarter Industry	Gross earnings (R' 000)			
	Basic Salary/Wages	Bonus Payments	Overtime Payments	Total Gross Earnings
Trade	3 527 000	11 322 000	206 000	15 055 000
Manufacturing	1 861 000	10 320 000	420 000	12 601 000
Construction	1 717 000	5 503 000	101 000	7 321 000
Business services	2 619 000	3 868 000	568 000	7 055 000
Community services	-2 750 000	8 280 000	268 000	5 798 000
Transport	570 000	4 123 000	56 000	4 749 000
Electricity	120 000	1 613 000	2 000	1 735 000
Mining*	216 000			216 000
<b>Total</b>	<b>7 880 000</b>	<b>45 029 000</b>	<b>1 621 000</b>	<b>54 530 000</b>

*\*Data for mining industry is not available separately for bonuses & overtime payments*

## Year-on-year changes in gross earnings

Year-on-year gross earnings **increased** by **R42 billion** (or **4,4%**). **Increases** were due to basic salary payments made by **R43,6 billion**. There were also **increases** in overtime payments by **R3,6 billion**. However, bonus payments **decreased** by **R5,2 billion**.

Year-on-year Industry	Gross earnings (R' 000)			
	Basic Salary/Wages	Bonus Payments	Overtime Payments	Total Gross Earnings
Community services	10 363 000	2 931 000	860 000	14 154 000
Business services	14 926 000	-7 736 000	1 725 000	8 915 000
Transport	3 614 000	1 822 000	294 000	5 730 000
Manufacturing	4 502 000	-294 000	694 000	4 902 000
Construction	4 243 000	-504 000	147 000	3 886 000
Mining*	3 175 000			3 175 000
Trade	2 216 000	-1 147 000	-227 000	842 000
Electricity	583 000	-289 000	99 000	393 000
<b>Total</b>	<b>43 622 000</b>	<b>-5 217 000</b>	<b>3 592 000</b>	<b>41 997 000</b>

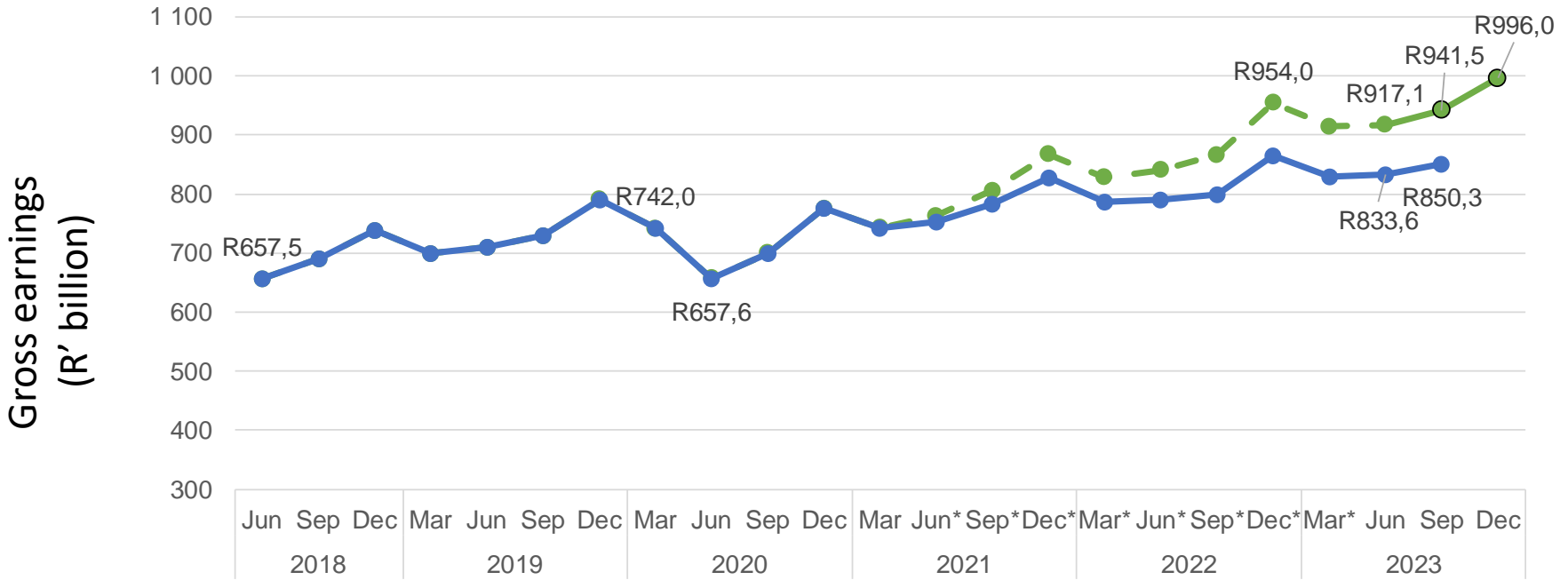
*\*Data for mining industry is not available separately for bonuses & overtime payments*

# All industries (Total)

Gross earnings for all industries increased by R54,5 billion in the fourth quarter of 2023.

All Industries

—●— 2023 level (Total earnings)    —●— 2021 level (Total earnings)



\* Revised estimates

IMPROVING LIVES THROUGH DATA ECOSYSTEMS



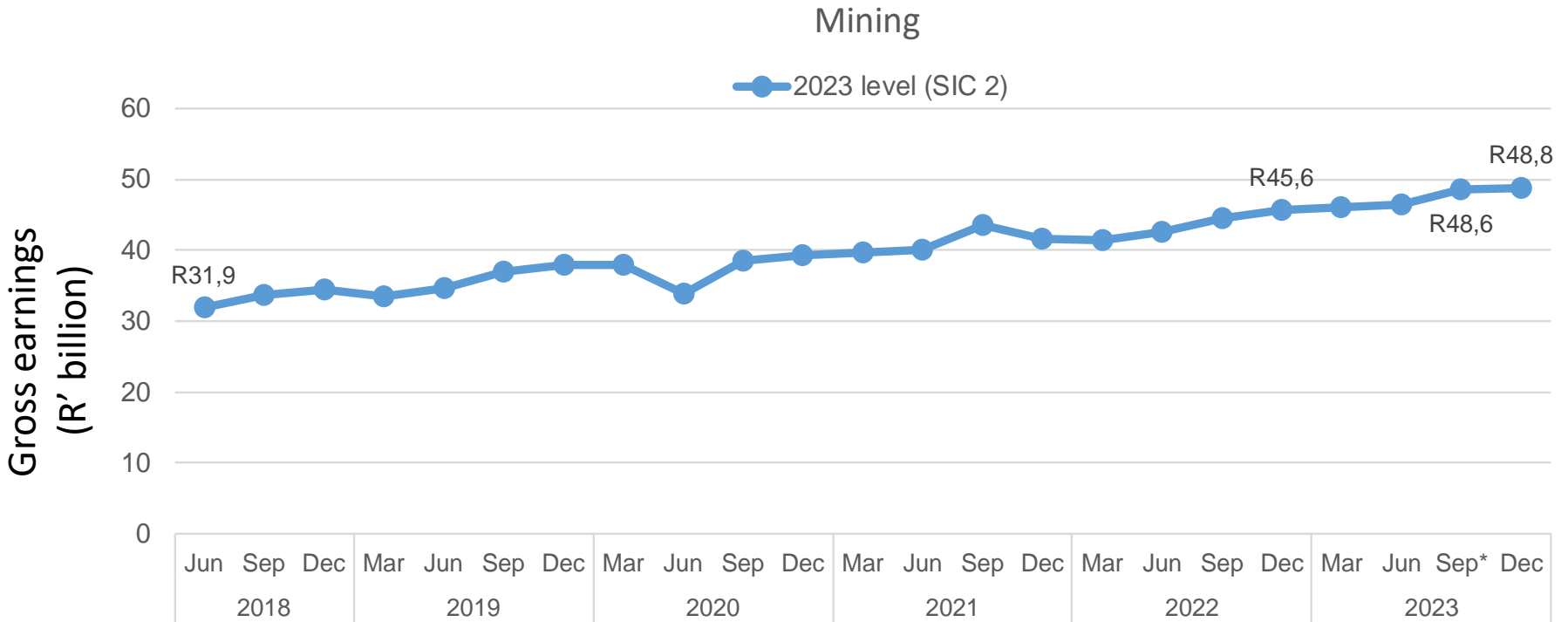
stats sa

Department:  
Statistics South Africa  
REPUBLIC OF SOUTH AFRICA



# Mining

Gross earnings paid in the mining industry increased by R216 million in fourth quarter 2023.



\* Revised estimates

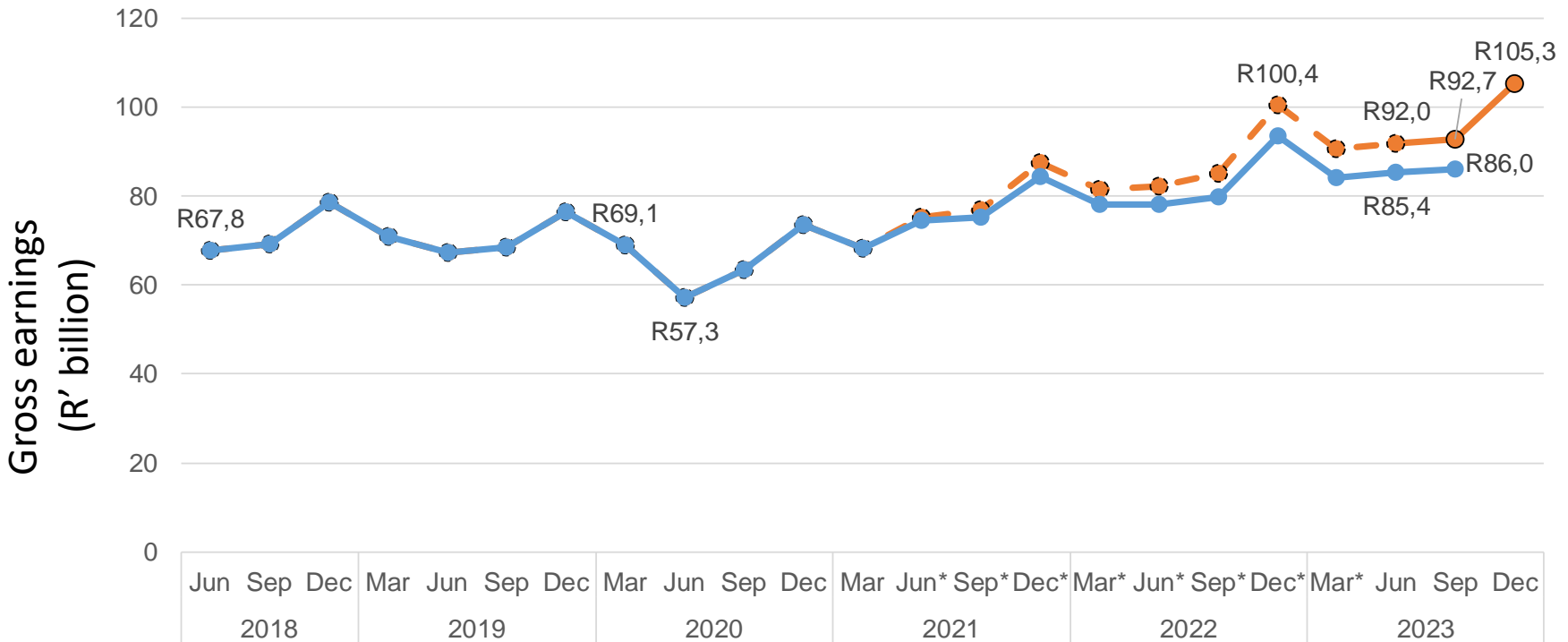


# Manufacturing

Gross earnings paid in the manufacturing industry increased by R12,6 billion in fourth quarter 2023.

Manufacturing

—●— 2023 level (SIC 3)    —●— 2021 level (SIC 3)



\* Revised estimates

IMPROVING LIVES THROUGH DATA ECOSYSTEMS



stats sa

Department:  
Statistics South Africa  
REPUBLIC OF SOUTH AFRICA

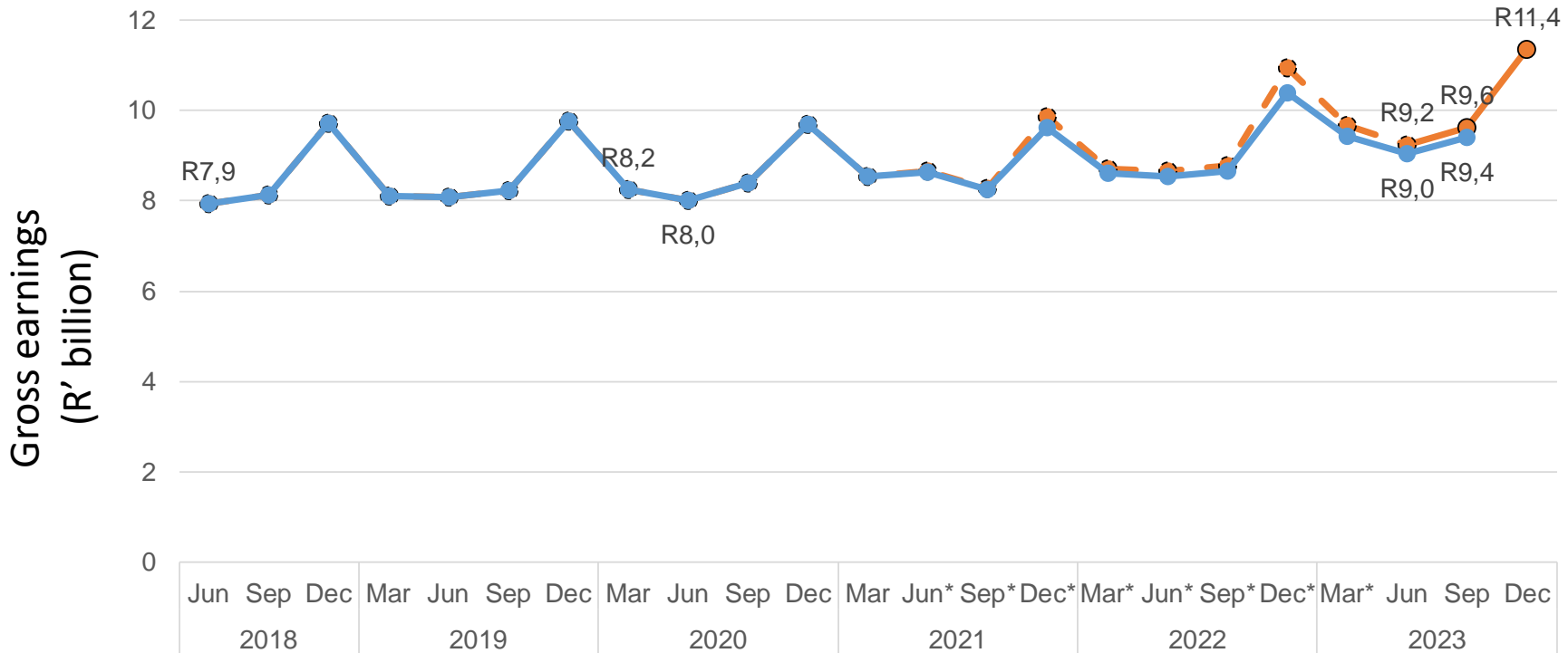


# Electricity

Gross earnings paid in the electricity industry increased by R1,7 billion in fourth quarter 2023.

Electricity

—●— 2023 level (SIC 4)    —●— 2021 level (SIC 4)



\* Revised estimates



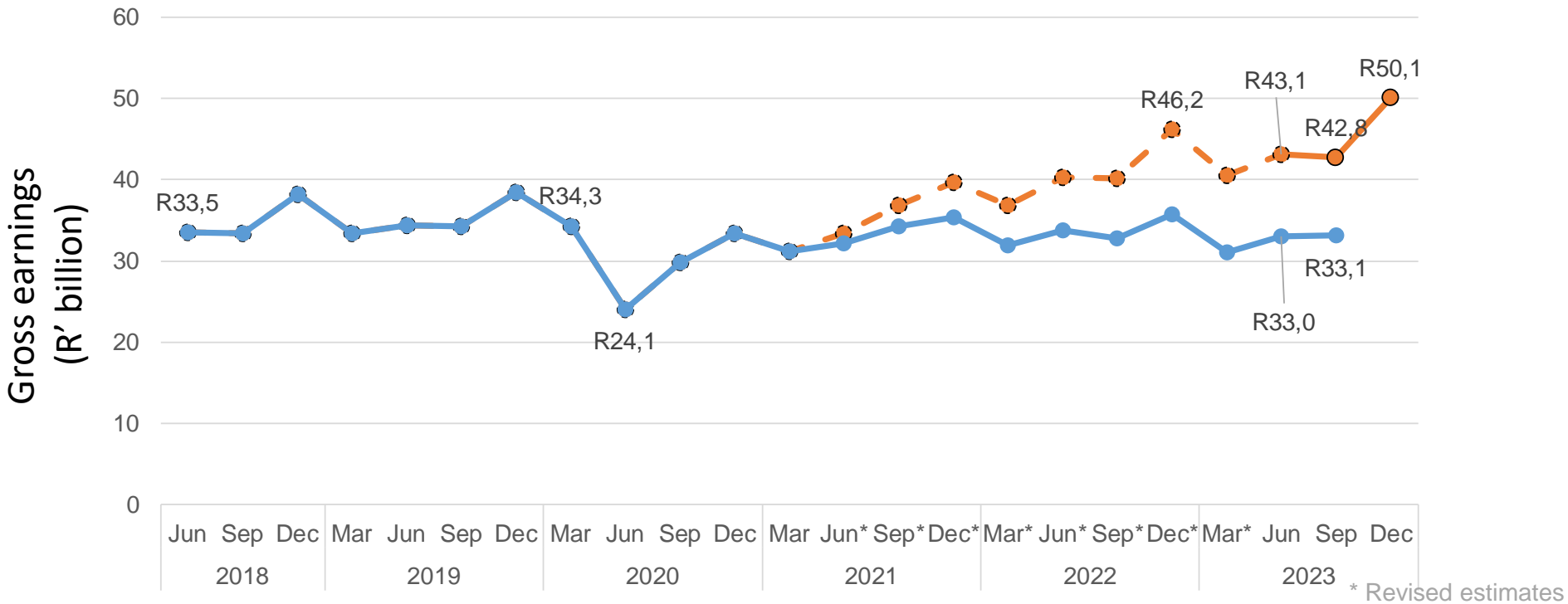


# Construction

Gross earnings paid in the construction industry increased R7,3 billion in fourth quarter 2023.

Construction

—●— 2023 level (SIC 5)    —●— 2021 level (SIC 5)



IMPROVING LIVES THROUGH DATA ECOSYSTEMS



stats sa

Department:  
Statistics South Africa  
REPUBLIC OF SOUTH AFRICA

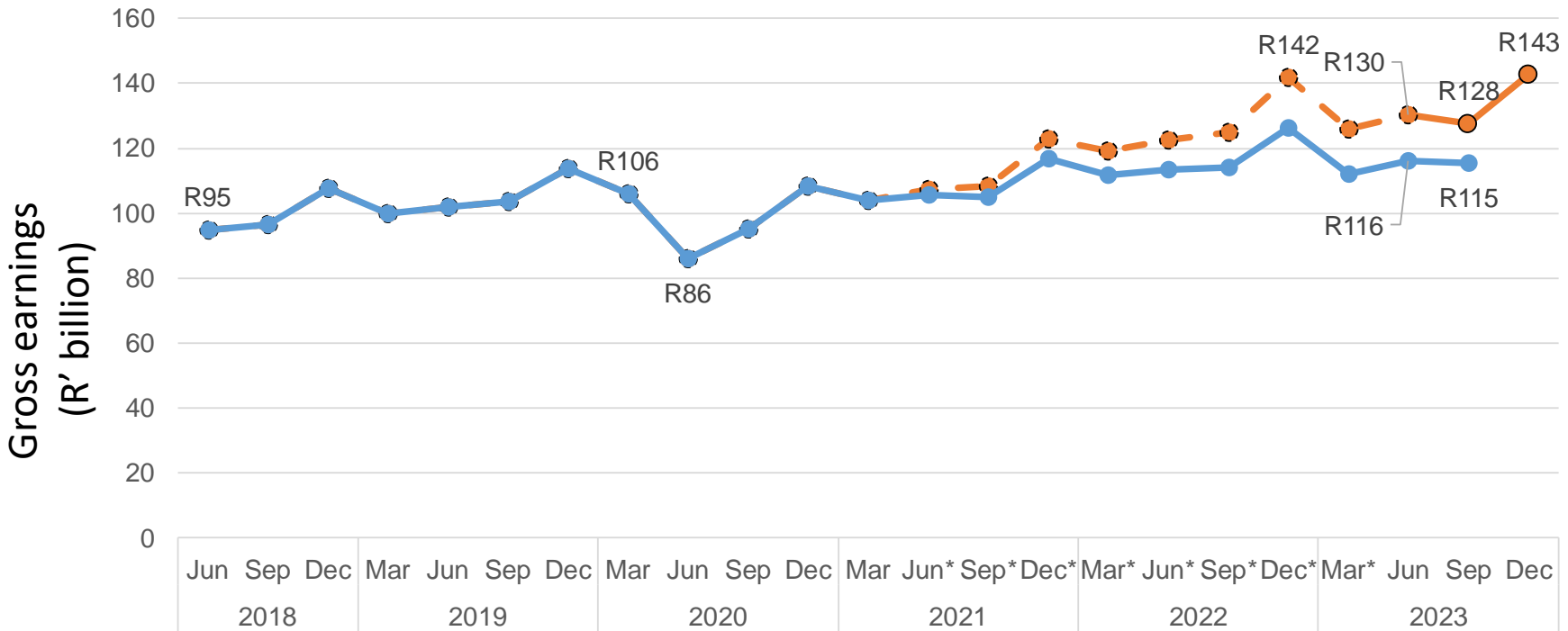


# Trade

Gross earnings paid in the trade industry increased by R15 billion in fourth quarter 2023.

Trade

—●— 2023 level (SIC 6)    —●— 2021 level (SIC 6)



\* Revised estimates

IMPROVING LIVES THROUGH DATA ECOSYSTEMS



stats sa

Department:  
Statistics South Africa  
REPUBLIC OF SOUTH AFRICA

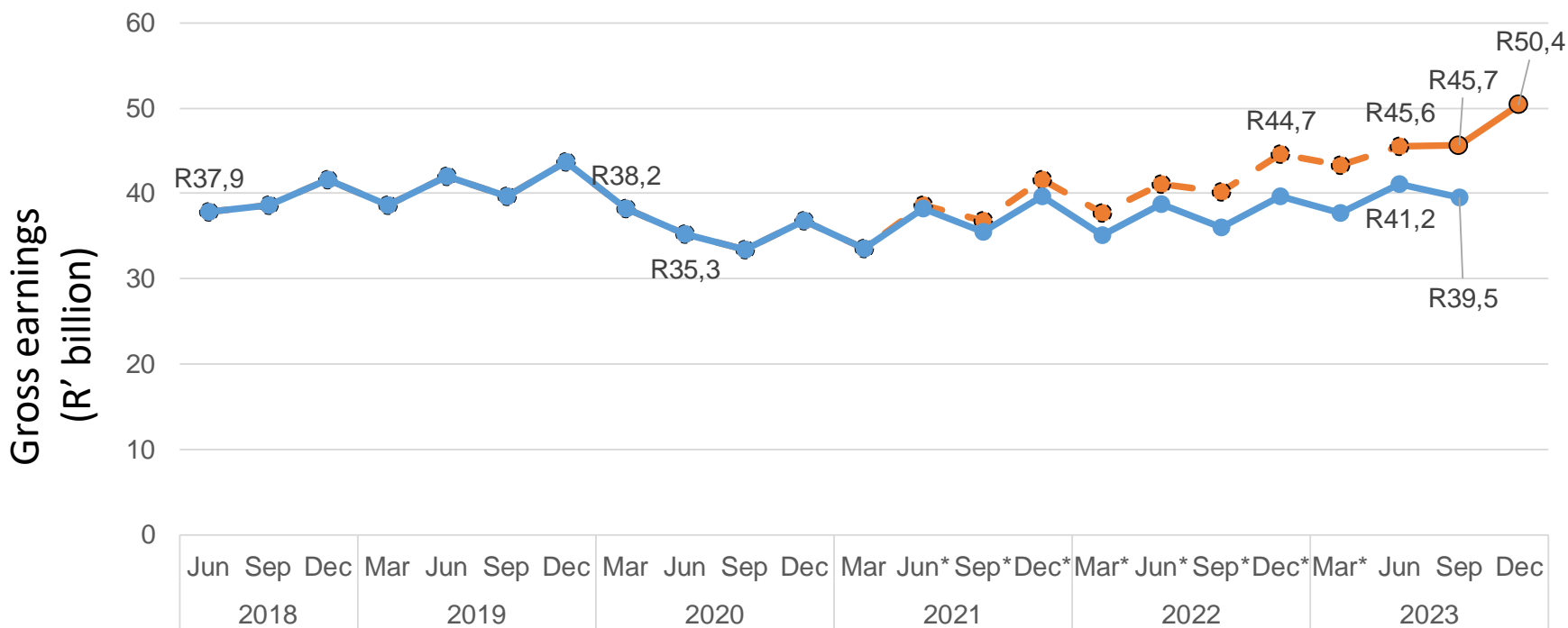


# Transport

Gross earnings paid in the transport industry increased by R4,7 billion in fourth quarter 2023.

Transport

—●— 2023 level (SIC 7)    —●— 2021 level (SIC 7)



\* Revised estimates

IMPROVING LIVES THROUGH DATA ECOSYSTEMS



stats sa

Department:  
Statistics South Africa  
REPUBLIC OF SOUTH AFRICA

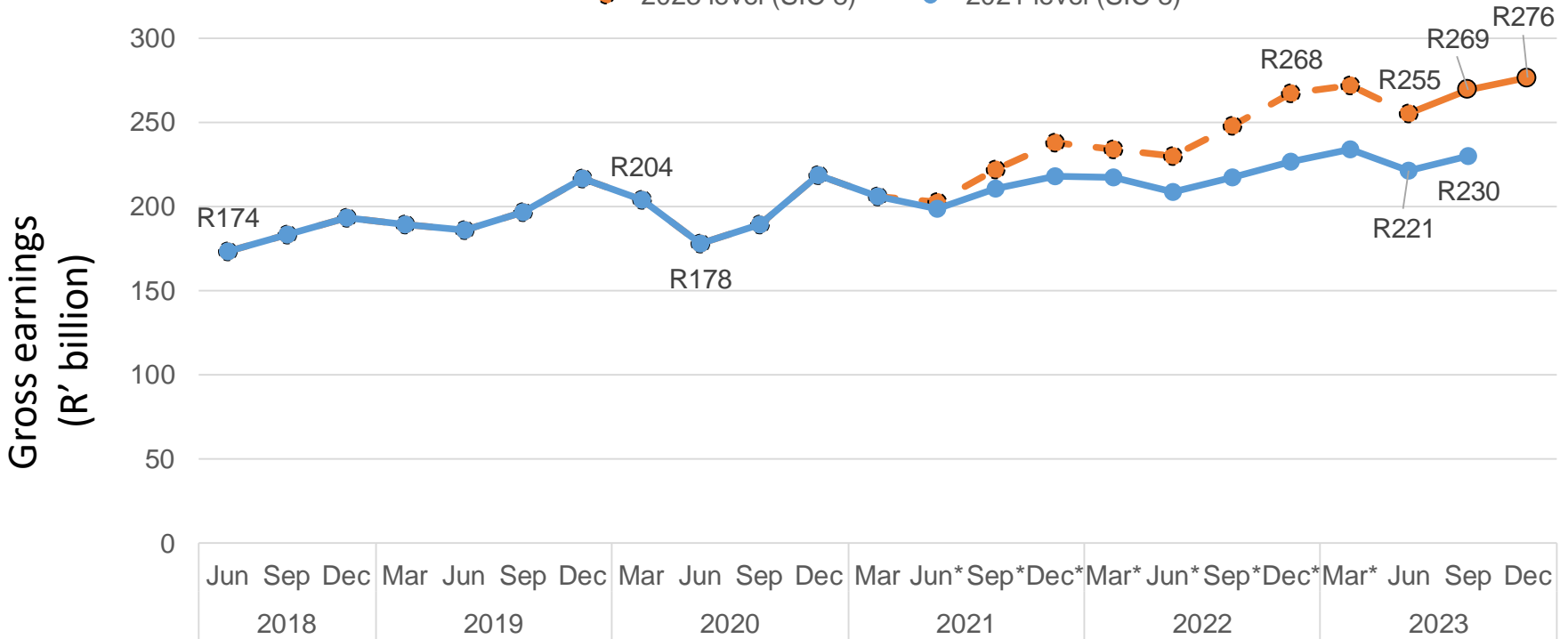


# Business services

Gross earnings paid in the business services industry increased by R7 billion in fourth quarter 2023.

Business services

—●— 2023 level (SIC 8)    —●— 2021 level (SIC 8)



\* Revised estimates

IMPROVING LIVES THROUGH DATA ECOSYSTEMS



stats sa

Department:  
Statistics South Africa  
REPUBLIC OF SOUTH AFRICA

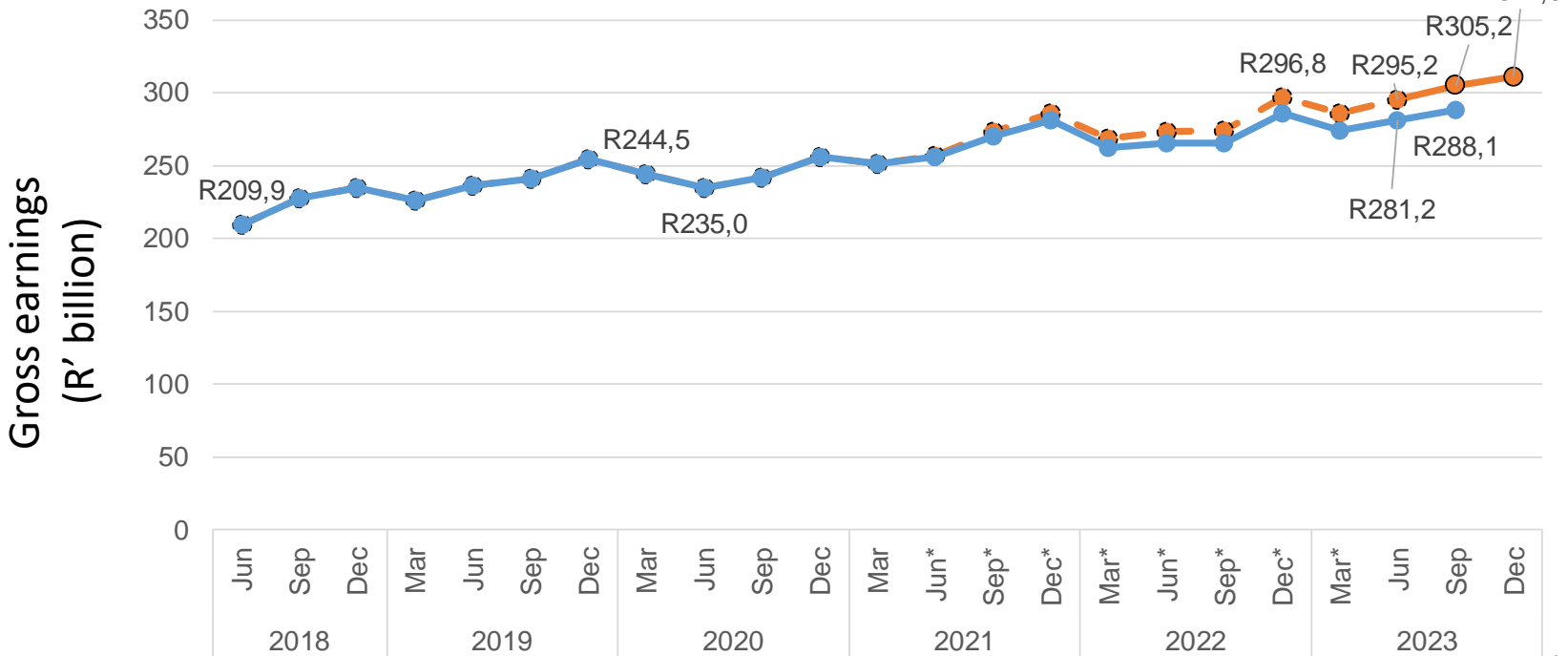


# Community services

Gross earnings paid in the community services industry increased by R5,8 billion in fourth quarter 2023.

Community services

—●— 2023 level (SIC 9)    —●— 2021 level (SIC 9)



\* Revised estimates

IMPROVING LIVES THROUGH DATA ECOSYSTEMS



stats sa

Department:  
Statistics South Africa  
REPUBLIC OF SOUTH AFRICA





# Average monthly earnings (AME)

IMPROVING LIVES THROUGH DATA ECOSYSTEMS



**stats sa**

Department:  
Statistics South Africa  
REPUBLIC OF SOUTH AFRICA



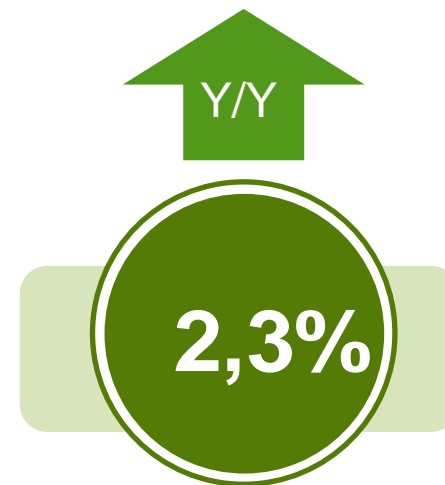
# AME RESULTS

AME including bonuses and overtime payments **increased** by **1,6%** from **R26 471** in August 2023 to **R26 894** in November 2023.

Year-on-year AME **increased** by **2,3%**.

Average monthly earnings (AME)

**R26 894**



IMPROVING LIVES THROUGH DATA ECOSYSTEMS



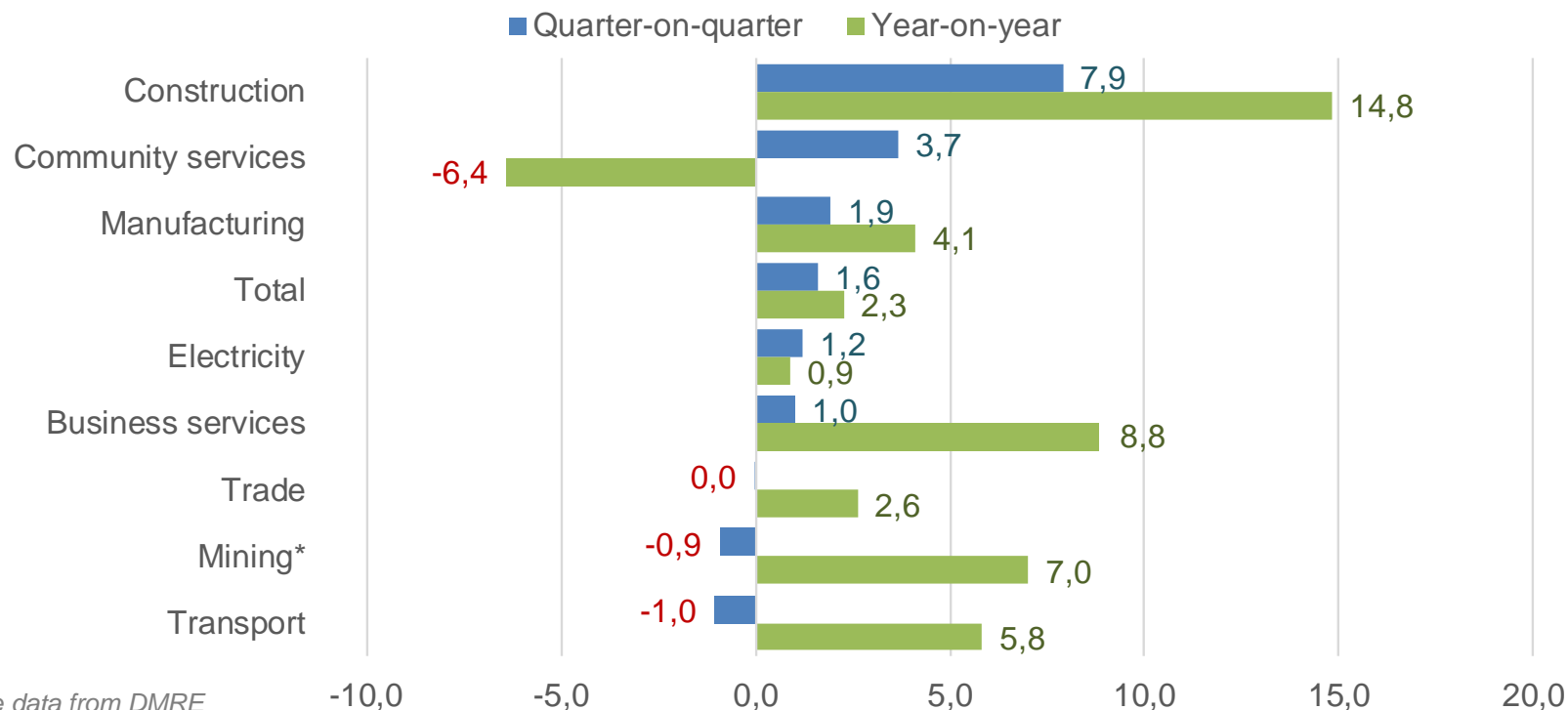
stats sa

Department:  
Statistics South Africa  
REPUBLIC OF SOUTH AFRICA



# AME by industry

Three industries, namely, construction, community services and manufacturing saw a rise in AME above industry average of 1,6% in November 2023. Trade, mining and transport industries reported quarterly decreases in AME. Year-on-year construction industry reported the largest annual increase whilst community services showed the only decrease in same period.



\* Administrative data from DMRE

IMPROVING LIVES THROUGH DATA ECOSYSTEMS



stats sa

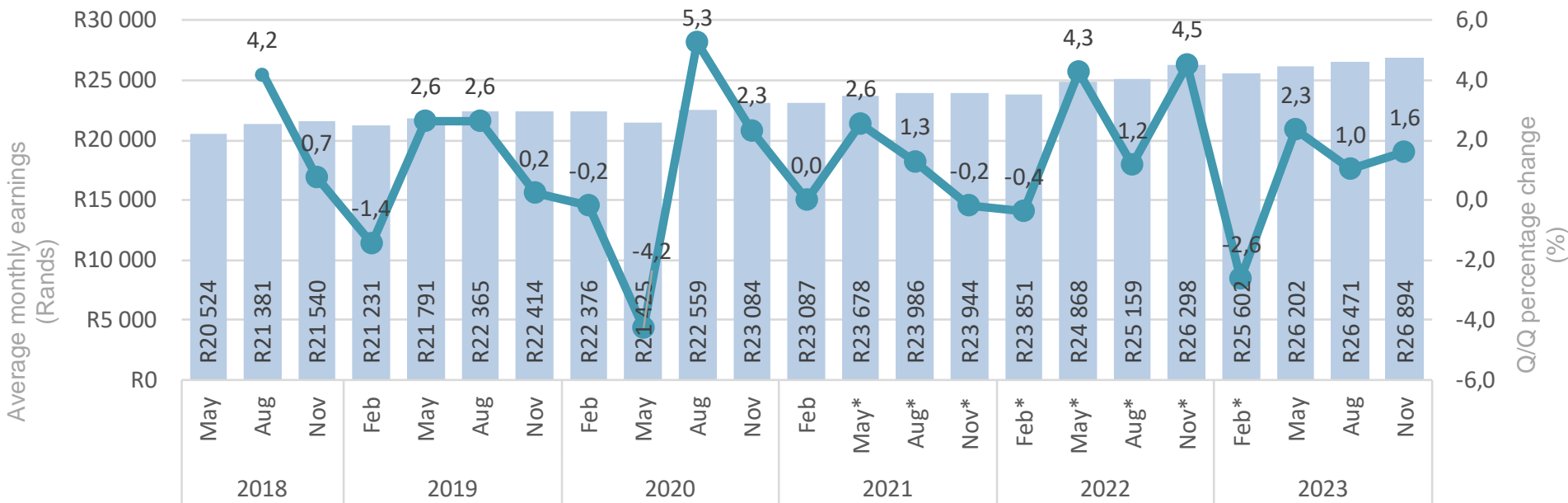
Department:  
Statistics South Africa  
REPUBLIC OF SOUTH AFRICA





# AME quarter-on-quarter change

The average monthly earnings (AME) amounted to **R26 894** in November 2023. This is an increase of **1,6%**, up from **R26 471** reported in August 2023.



\* Revised estimates

IMPROVING LIVES THROUGH DATA ECOSYSTEMS



stats sa

Department:  
Statistics South Africa  
REPUBLIC OF SOUTH AFRICA



# Recap

QES  
Q4:2023



Number of employees **decreased** by **194 000** Q/Q & **increased** by **98 000** Y/Y.



Full-time jobs **decreased** by **5 000** Q/Q & **increased** by **12 000** Y/Y.



\*Part-time jobs **decreased** by **189 000** Q/Q and **increased** by **86 000** Y/Y.



Average monthly earnings **increased** by **1,6%** Q/Q & **increased** by **2,3%** Y/Y.



Gross earnings **increased** by **R54,5** billion Q/Q & **increased** by **R42** billion Y/Y.



Basic salaries/wages **increased** by **R7,9** billion Q/Q & **increased** by **R43,6** billion Y/Y.



\*Bonus payments **increased** by **R45** billion Q/Q & **decreased** by **R5,2** billion Y/Y.



\*Overtime payments **increased** by **R1,6** billion Q/Q & **increased** by **R3,6** billion Y/Y.

\*Excluding mining

IMPROVING LIVES THROUGH DATA ECOSYSTEMS



stats sa

Department:  
Statistics South Africa  
REPUBLIC OF SOUTH AFRICA





IMPROVING LIVES THROUGH DATA ECOSYSTEMS



**stats sa**

Department:  
Statistics South Africa  
REPUBLIC OF SOUTH AFRICA

