

IMPROVING LIVES THROUGH  
DATA ECOSYSTEMS

# ANNUAL<sup>[2]</sup> REPORT 2021/22



stats sa

Department:  
Statistics South Africa  
REPUBLIC OF SOUTH AFRICA



Statistics South Africa  
Private Bag X44  
Pretoria  
0001

Koch Street, Salvokop  
Pretoria  
0002

User Information Services: 012 310 8600  
Main switchboard: 012 310 8911

Website: [www.statssa.gov.za](http://www.statssa.gov.za)  
Email: [info@statssa.gov.za](mailto:info@statssa.gov.za)



# ANNUAL REPORT 2021/22

## BOOK 2

Statistics South Africa, 2022  
Risenga Maluleke, Statistician-General





**Annual Report 2021/2022:**  
**Performance information (Book 2) / Statistics South Africa**

Published by Statistics South Africa, Private Bag X44, Pretoria 0001

© Statistics South Africa, 2022

Users may apply or process this data, provided Statistics South Africa (Stats SA) is acknowledged as the original source of the data; that it is specified that the application and/or analysis is the result of the user's independent processing of the data; and that neither the basic data nor any reprocessed version or application thereof may be sold or offered for sale in any form whatsoever without prior permission from Stats SA.

Annual Report 2021/2022: Performance information (Book 2) / Statistics South Africa. Pretoria: Statistics South Africa, 2022 68pp.

**RP:** 142/2022

**ISBN:** 978-0-621-50345-6

- i. Annual reports – Statistics South Africa
- ii. Series  
(LCSH 16)

**A complete set of Stats SA publications is available at Stats SA Library and the following libraries:**

National Library of South Africa, Pretoria Division  
National Library of South Africa, Cape Town Division  
Library of Parliament, Cape Town  
Bloemfontein Public Library  
Natal Society Library, Pietermaritzburg  
Johannesburg Public Library  
Eastern Cape Library Services, King William's Town  
Central Regional Library, Polokwane  
Central Reference Library, Mbombela  
Central Reference Collection, Kimberley  
Central Reference Library, Mmabatho

This report is available on the Stats SA website: [www.statssa.gov.za](http://www.statssa.gov.za)  
Copies are obtainable from: Reprographics, Statistics South Africa

**Tel:** 012 310 8619

012 310 8161

**Email:** [millies@statssa.gov.za](mailto:millies@statssa.gov.za)





# CONTENTS

<b>1 Introduction</b>	<b>9</b>
<b>2 Overview of departmental performance</b>	<b>11</b>
<b>3 Programme performance</b>	<b>13</b>
Programme 1: Administration	13
Programme 2: Economic Statistics	25
Programme 3: Population and Social Statistics	45
Programme 4: Methodology and Statistical Infrastructure	58
Programme 5: Statistical Support and Informatics	65
Programme 6: Statistical Operations and Provincial Coordination	74
Programme 7: South African National Statistics System	82
<b>List of abbreviations and acronyms</b>	<b>90</b>







## SUBMISSION OF THE REPORT TO THE EXECUTIVE AUTHORITY

Minister Mondli Gungubele,

It is my pleasure to submit the 2021/22 Annual Report of Statistics South Africa for the period 1 April 2021 to 31 March 2022, in compliance with section 7(2) (c) of the Statistics Act, 1999 (Act No. 6 of 1999), section 40(1) and (3) of the Public Finance Management Act, 1999 (Act No. 1 of 1999), and in accordance with section 18 of the Treasury Regulations.

## STATEMENT OF RESPONSIBILITY FOR PERFORMANCE INFORMATION FOR THE YEAR ENDED 31 MARCH 2022

The Accounting Officer is responsible for the preparation of the department's performance information and for the judgements made in this information.

The Accounting Officer is responsible for establishing and implementing a system of internal control designed to provide reasonable assurance as to the integrity and reliability of performance information.

In my opinion, the performance information fairly reflects the performance information of the department for the financial year ended 31 March 2022.



Risenga Maluleke  
Statistician-General (Accounting Officer)



## I. INTRODUCTION

The Annual Report of Statistics South Africa (Stats SA) is an integral part of financial and non-financial reporting with the intention of promoting accountability and transparency. For the 2021/22 financial year, Stats SA is presenting its financial and non-financial information in two parts in order to improve cost-efficiency in the production of the report.

**Book 1** provides general information, summary performance information, governance, human resource management information and detailed financial information. Book 1 provides an overview of the organisational performance, achievements and challenges, and a detailed account of the financial performance and position of the organisation, and the report of the Auditor-General. Book 1 is available in both print and electronic formats, and is accessible on the Stats SA website: [www.statssa.gov.za](http://www.statssa.gov.za)

**Book 2** provides a detailed account of performance information in tabular format in relation to the Strategic Plan and Work Programme as prescribed by the Department of Planning, Monitoring and Evaluation (DPME) in the Annual Report Guide for national and provincial departments. Book 2 is available in electronic format and on the Stats SA website: [www.statssa.gov.za](http://www.statssa.gov.za)



## 2. Overview of departmental performance

Stats SA achieved 89,5% of its targets scheduled in the 2021/22 Work Programme. 76,6% of targets were achieved as scheduled; 3,5% were achieved earlier than scheduled; 9,4% were achieved later than scheduled and 10,5% of targets were not achieved.



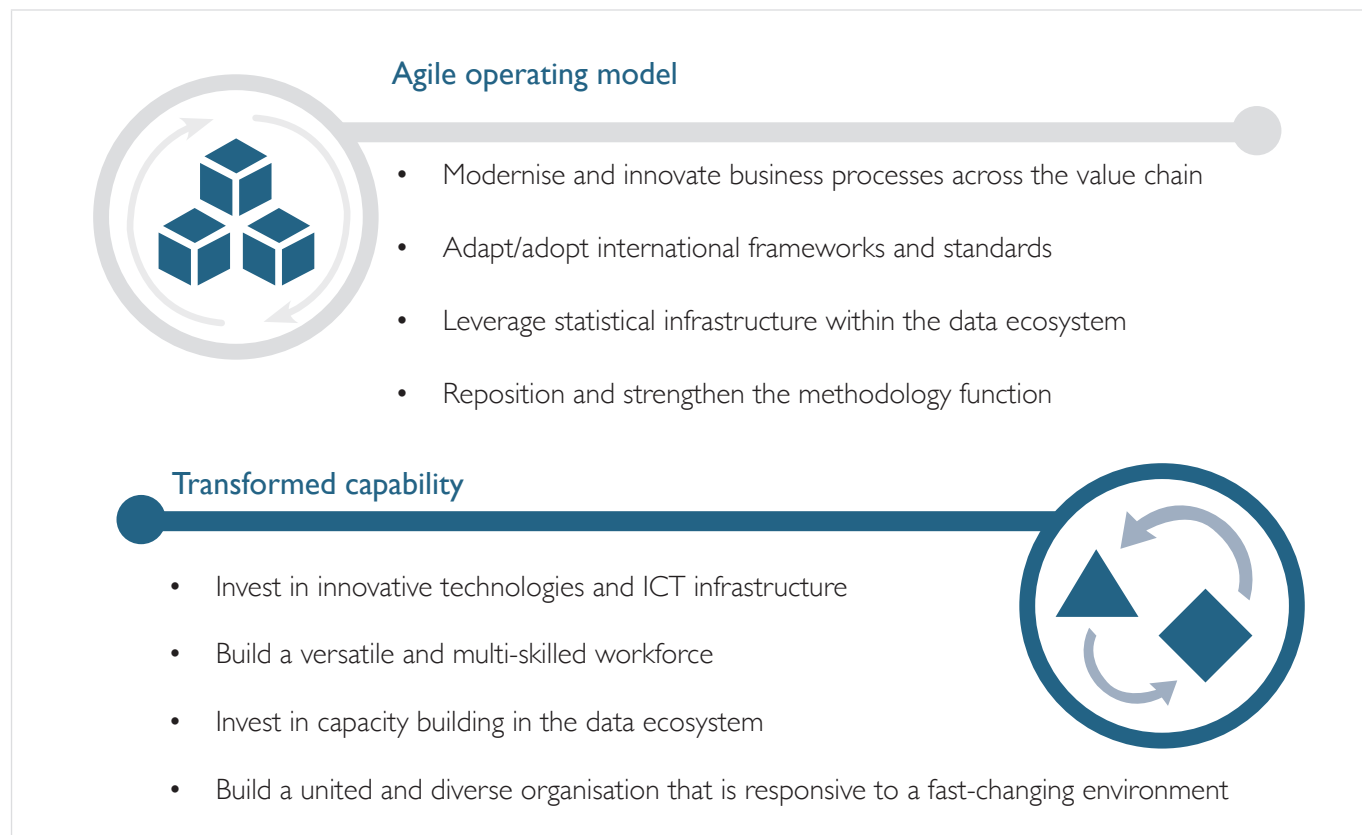


## 3. PROGRAMME PERFORMANCE

### 3.1 Programme I: Administration

**Programme purpose:** Provides strategic leadership, management and support services to the department.

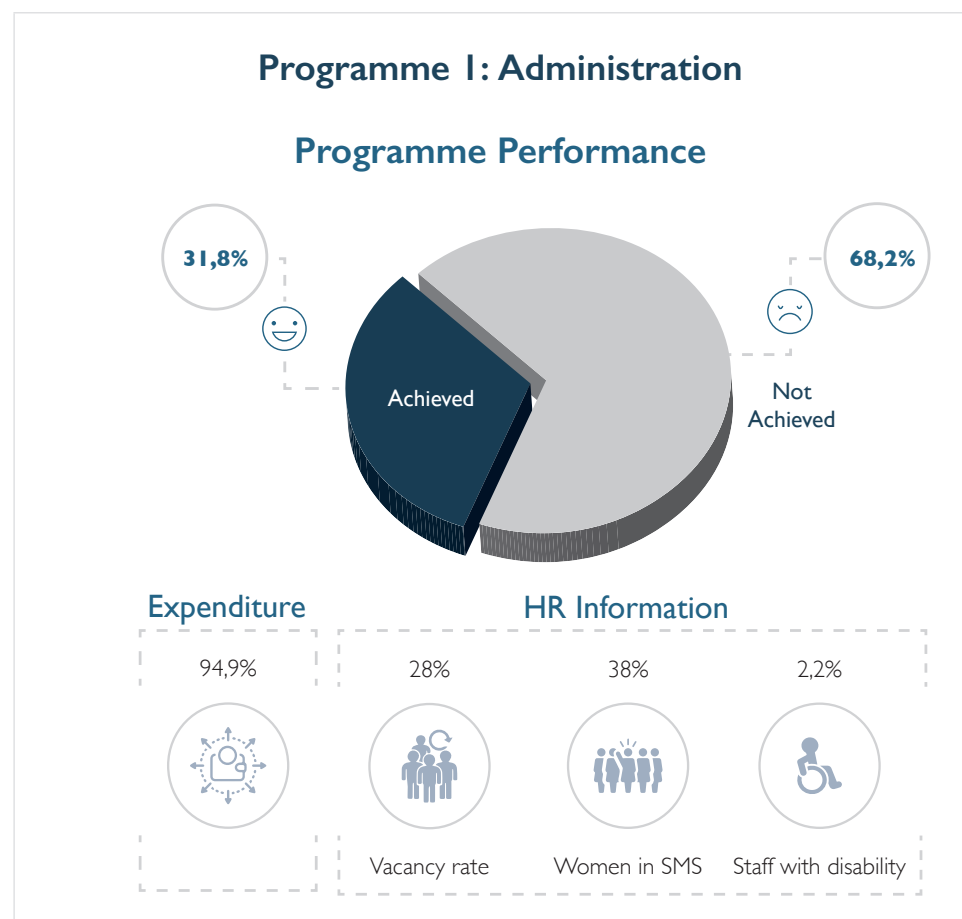
**Linking programmes with strategic outcomes:** Programme I contributes to the following strategic outcomes:





## Overall programme performance:

Programme I: Administration achieved 31,8% of its annual targets as at 31 March 2022 of which 27,3% were achieved as scheduled and 4,5% were achieved earlier than scheduled. 68,2% of targets were not achieved. Programme I contained targets in support of the Census 2022 project that was extended to the 2022/23 financial year to complete enumeration of the country's population. The project faced numerous challenges related to recruitment in many local areas, and logistical challenges primarily around the availability of vehicles.



## Subprogrammes:

**Departmental Management** provides strategic leadership and management services to the department including executive and project management support services, strategic management and organisational development services, and risk, anti-corruption and integrity management services.

- a) **Executive and Project Management Support** provides various management support services including international relations support, ministerial support, interdepartmental and executive secretarial support to structures such as the Statistics Council and EXCO. Key outputs included a feasibility report on required functionalities and utilising other platforms for the enhancement of the management information repository, and reports on support provided to Census 2022 and the Post-enumeration Survey (PES), the Mixed-mode Quality Assurance project, the transition of CPI field data collection to mobile devices project (Project PRIMA) and the BCM COVID-19 project. The Census 2022 project was extended and project management support will continue in 2022/23.
- b) **Strategy, Operations and Organisational Development** provides strategic management services including the compilation of the annual work programme, quarterly performance reports and the organisational annual report. A key output included the development of a Business Process Management Policy for Stats SA. A culture and values programme was not rolled out due to dependencies on internal stakeholders, and a digital business transformation strategy was not developed due to human resource constraints. Work on both targets will continue in the 2022/23 financial year. In addition, the SOOD Chief Directorate compiled and submitted the new Service Delivery Improvement Plan for Stats SA to the Ministers in the Presidency and the Public Service and Administration. It was also instrumental in facilitating and mapping business processes for the PRIMA and mixed-mode projects, as well as defining the business architecture for the enterprise architecture project.
- c) **Risk, Anti-corruption and Integrity Management** provides risk, integrity and business continuity management services to the department. Key outputs included a report on the implementation of COVID-19 measures and controls. A proposal on the integration of the risk management information system was not compiled due to Census 2022 priority. A report on risk, anti-corruption and integrity management for Census 2022 was not compiled. Risk, anti-corruption and integrity management support was provided to the Census project. The report could not be finalised due to the extension of the project. Work on both targets will continue in the 2022/23 financial year.

**Financial Management Services** provides financial, asset and procurement support services to the department; it promotes financial practices for good governance and administration in line with the Public Finance Management Act (PFMA). A concept paper on a financial management funding model was not completed due to internal stakeholder consultation. Work will continue in the 2022/23 financial year. A final report on financial management support to Census 2022 was not compiled due to the extension of the project. Support to the project will continue in 2022/23.

**Internal Audit** provides an independent audit service to the department; it assists management in improving internal controls, risk management and governance by providing independent risk-based assurance services, as well as advisory services as required by the Public Finance Management Act. A key output included the compilation of a report on the 15 audits conducted for Census 2022. A research report on developments in internal audit processes was not compiled due to Census 2022 priority. The report has been deferred to the 2022/23 financial year.

**Corporate Services** is responsible for providing a legal advisory service to the department, efficient facilities, security and logistical services, human resource management and development support services, and promotes sound human management principles in line with the Public Service Act and other applicable labour legislations.

- a) **Human Resource Management and Development:** Key outputs included the implementation of the realigned structure with the placement of staff, the implementation of an electronic system for leave, and the appointment of 84% youth contract staff for Census 2022. Human resource support was provided to the Census through the recruitment of 111 937 fieldworker supervisors and fieldworkers. The process is ongoing with the extension of the Census project to the 2022/23 financial year. A skills development plan aligned to the new strategy was not compiled due to Census priority. Employment equity targets for the 2% increase in women in SMS positions and the 0,2% increase in staff with disabilities were not achieved due to funding constraints and stakeholder consultation. Work will continue in 2022/23. A gender-based violence programme was not conducted as scheduled due to Census priority.
- b) **Facilities, Transport and Security Management:** A key output included the implementation of the fleet management strategy and support to Census 2022. Support is ongoing with the extension of the Census project to the 2022/23 financial year. In addition, FTSM provides a secure and healthy working environment for employees and stakeholders. The Occupational Health and Safety Committee has been at the forefront to ensure that all legislative requirements are met and to ensure COVID-19 protocols are developed, communicated, implemented and monitored. The Compliance Officer appointed in terms of the COVID-19 regulations ensures that all relevant regulations are adhered to and respective plans and risk assessments are developed, applied and communicated to relevant stakeholders.

**Response to prioritising women, youth and persons with disabilities:** Stats SA targeted the appointment of at least 50% youth on contract in the Census project. A total of 84% youth were appointed for census data collection activities in the 2021/22 financial year. The department continues to prioritise women, youth and persons with disabilities in the employment equity targets, including women at SMS level; however, these targets were not achieved due to funding constraints.

#### Strategy to overcome areas of underperformance:

60% of the targets not achieved relate to the Census 2022 project which was extended to the 2022/23 financial year. Additional funding has been received in the 2022/23 budget allocation to facilitate recruitment aligned to employment equity targets. Funding has been prioritised towards business transformation and change.

Actual performance against the work programme is captured in the table below:

NB: Census 2021 and PES 2021 were rescheduled and renamed to Census 2022 and PES 2022. Actual reporting refers to Census 2022 and PES 2022.

WP No.	Outcome	Output	Output indicator	Audited actual performance: 2019/20	Audited actual performance: 2020/21	Planned annual target: 2021/22	Actual achievement 2021/22	Deviation from planned target to actual achievement 2021/22	Reasons for deviations
<b>Programme 1: Administration: (Subprogramme: Executive and Project Support)</b>									
I.1	Agile operating model	Report on priority projects supported for Census and PES 2021	Number of priority projects supported in accordance with Stats SA's project management framework	Provided support to 4 projects	Not achieved. Project support was not provided to the Census pilot. Compiled report on support provided in preparation for Census pilot	I report on support provided to Census 2021 and PES 2021 compiled by March 2022	Not achieved. Compiled report on project support provided to Census 2022 <sup>1</sup> and PES 2022	A final report on Census Project Management support will be compiled in 2022/23	Due to the extension of the Census project
I.2	Transformed capability	Management information repository functionalities	Number of feasibility studies on required functionalities conducted	Compiled discussion document on additional management information repository functionality	Compiled discussion document on required functionalities and utilising other platforms	I feasibility study report based on the discussion document on required functionalities and utilising other platforms compiled by March 2022	Compiled feasibility study report as scheduled		

<sup>1</sup> Census 2021 and PES 2021 were rescheduled and renamed to Census 2022 and PES 2022. This footnote is applicable to actual achievements in all programmes.

WP No.	Outcome	Output	Output indicator	Audited actual performance: 2019/20	Audited actual performance: 2020/21	Planned annual target: 2021/22	Actual achievement 2021/22	Deviation from planned target to actual achievement 2021/22	Reasons for deviations
<b>Programme 1: Administration: (Subprogramme: Strategy, Operations and Organisational Development)</b>									
2.1	Agile operating model	Institutional documents on business process management	Business processes management institutionalised		Developed business processes management framework	1 business processes management policy developed by February 2022	Not achieved. Developed business process management policy	The policy was not approved. Work will continue in 2022/23	Due to stakeholder consultation
2.2	Transformed capability	Transformation and change agenda	Transformation and change agenda implemented	Implemented transformation and change agenda (Phase I)	Aligned transformation and change agenda to the new strategy	1 culture and values awareness programme rolled out by March 2022	Not achieved. The culture and values awareness programme was not rolled out	The programme will be rolled out in 2022/23	Due to dependencies on internal stakeholders
2.3		Digital business transformation strategy	Digital business transformation strategy developed			1 digital business transformation strategy developed by March 2022	Not achieved. The strategy was not developed	Work will continue in 2022/23	Due to human resource constraints

WP No.	Outcome	Output	Output indicator	Audited actual performance: 2019/20	Audited actual performance: 2020/21	Planned annual target: 2021/22	Actual achievement 2021/22	Deviation from planned target to actual achievement 2021/22	Reasons for deviations
Programme 1:Administration: (Subprogramme: Risk, Anti-corruption and Integrity Management)									
3.1	Transformed capability	COVID-19 measures and controls	COVID-19 measures and controls implemented		Compiled quarterly reports on COVID-19 measures and controls implemented	I report on COVID-19 measures and controls implemented by March 2022	Compiled report on COVID-19 measures and controls implemented as scheduled		
3.2		Proposal on integration of risk management information system	Proposal on integration of risk management information system compiled			I proposal on integration of risk management information system compiled by March 2022	Not achieved. Commenced with stakeholder consultation	Work will continue in 2022/23	Due to Census 2022 priority
3.3		Report on risk, anti-corruption and integrity management for Census 2021	Risk, anti-corruption and integrity management support provided to Census 2021		Not achieved. A report on risk, anti-corruption and integrity management for the Census pilot was not compiled	I report on risk, anti-corruption and integrity management for Census 2021 compiled by December 2021	Not achieved. Provided risk, anti-corruption and integrity management support to the Census project	A final report on risk, anti-corruption and integrity management support will be compiled in 2022/23	Due to the extension of the Census project

WP No.	Outcome	Output	Output indicator	Audited actual performance: 2019/20	Audited actual performance: 2020/21	Planned annual target: 2021/22	Actual achievement 2021/22	Deviation from planned target to actual achievement 2021/22	Reasons for deviations
<b>Programme I: Administration: (Subprogramme: Human Resource Management and Development)</b>									
4.1	Transformed capability	Report on skills development plan aligned to the new strategy	Talent management institutionalised	The institutionalisation of talent management (rotation planning) was not completed	Not achieved. The skills development plan aligned to the new strategy was not compiled	1 skills development plan aligned to the new strategy compiled by March 2022	Not achieved. Commenced with stakeholder consultation and re-skilling of staff	The plan was not completed	Due to Census priority
4.2		Report on the implementation of the realigned structure	Realigned structure implemented	A structure review plan was presented to Exco and approved	Not achieved. Implementation of the realigned structure is in progress	1 realigned structure implemented by March 2022	Compiled report on the implementation of the realigned structure as scheduled		
4.3		Report on human resource management for Census 2021	Percentage of human resource management support provided to Census 2021	Developed HRM plan for Census mini-test The HRM plan for the Census pilot was not compiled	Not achieved. HR support was not provided during the Census pilot	100% human resource support provided to Census 2021 by March 2022	Not achieved. Provided human resource support to Census 2022	A final report on human resource support will be compiled in 2022/23	Due to the extension of the Census project
4.4		Report on employment equity	Percentage increase in employment equity		The appointment of 50% youth contract staff for the Census pilot was not achieved	50% youth contract staff for Census 2021 appointed by March 2022	Appointed 84% youth contract staff for Census 2022	Appointed 34% additional youth contract staff for Census 2022	Due to large number of applications from youth for contract employment



WP No.	Outcome	Output	Output indicator	Audited actual performance: 2019/20	Audited actual performance: 2020/21	Planned annual target: 2021/22	Actual achievement 2021/22	Deviation from planned target to actual achievement 2021/22	Reasons for deviations
Programme 1:Administration: (Subprogramme: Human Resource Management and Development)									
4.4	Transformed capability	Report on employment equity	Percentage increase in employment equity		The 2% increase in women on SMS level was not achieved	2% of women on SMS level increased by March 2022	Not achieved. Increased women on SMS level by 1,5%	Planned 42,1% and achieved 41,6% (0,5% less than scheduled)	Due to funding constraints
					The 0,2% increase in people with disabilities was not achieved	0,2% of people with disabilities increased by March 2022	Not achieved. Staff with disabilities decreased by 0,2%	Planned 1,6% and achieved 1,2%	Due to funding constraints
4.5	Transformed capability	E-leave electronic system developed	HRM systems computerised	Implemented e- recruitment		1 electronic leave system developed by March 2022	Developed electronic leave system	The system was developed and implemented in Q2	Due to reprioritisation
4.6		Gender-based violence programme	Gender-based violence programme implemented		Conducted gender-based violence programme	1 gender-based violence programme implemented by March 2022	Not achieved. The programme was not implemented	Conducted TB awareness workshop	Due to Census priority

WP No.	Outcome	Output	Output indicator	Audited actual performance: 2019/20	Audited actual performance: 2020/21	Planned annual target: 2021/22	Actual achievement 2021/22	Deviation from planned target to actual achievement 2021/22	Reasons for deviations
Programme 1:Administration: (Subprogramme: Facilities,Transport and Security Management)									
5.1	Transformed capability	Fleet management strategy	Fleet management strategy implemented		Reviewed fleet management strategy	1 fleet management strategy implemented by March 2022	Compiled report on the implementation of the fleet management strategy as scheduled		
5.2		Report on logistics and fleet management support to Census 2021	Percentage of logistics and fleet management support provided to Census 2021	Developed FTSM plan for Census mini-test	Not achieved. Logistics and fleet management support was not provided to the Census pilot	100% logistics and fleet management support provided to Census 2021 by March 2022	Not achieved. Provided fleet management support to Census 2022	A final report on fleet management support will be compiled in 2022/23	Due to the extension of the Census project
Programme 1:Administration: (Subprogramme: Financial Management)									
6.1	Transformed capability	Research report on a financial management funding model	Research on financial management funding model conducted	Implemented e-payroll system certification	Not achieved. Compiled draft concept note on a financial management funding model	1 research report on a financial management funding model compiled by March 2022	Not achieved. Compiled draft report on a financial model for internal stakeholder consultation	Work will continue in 2022/23	Due to internal stakeholder consultation
6.2		Report on financial management for Census 2021	Percentage of financial management provided to Census 2021	Developed Census financial administration support plan	Not achieved. Financial management support was provided in preparation for the Census pilot	100% financial management support provided to Census 2021 by March 2022	Not achieved. Provided financial management support to Census 2022	A final report on financial management support will be compiled in 2022/23	Due to the extension of the Census project

WP No.	Outcome	Output	Output indicator	Audited actual performance: 2019/20	Audited actual performance: 2020/21	Planned annual target: 2021/22	Actual achievement 2021/22	Deviation from planned target to actual achievement 2021/22	Reasons for deviations
<b>Programme 1:Administration: (Subprogramme: Internal Audit)</b>									
7.1	Agile operating model	Research report on developments in internal audit processes	Research on developments in internal audit processes conducted	Compiled report on the coordination of combined assurance	Not achieved. A research report on developments in internal audit processes was not compiled	1 research report on developments in internal audit processes compiled by March 2022	Not achieved. The research report was not compiled	Work will continue in 2022/23	Due to Census priority
7.2	Transformed capability	Internal audit report on Census 2021	Internal audit support to Census 2021 provided	Audited Census 2021 plan	Not achieved against audit plan Conducted 5 audits for the Census pilot	1 audit report on Census 2021 compiled by March 2022	Compiled report on 15 audits conducted for Census 2022 as scheduled		



## 3.2 Programme 2: Economic Statistics


**Programme purpose:** Produces economic statistics to inform evidence-based economic development.

### Objectives:

Produce economic indicators to inform evidence-based planning, monitoring, evaluation and decision-making for use by the public and private sectors by:

- Publishing monthly, quarterly, annual and periodic statistical releases on various industries in the private and public sectors;
- Publishing monthly statistical releases on a range of price indexes;
- Publishing quarterly and annual estimates of gross domestic product (GDP); and
- Improving the measurement of economic indicators through the application of internationally recognised standards and practices on an ongoing basis.

**Linking programmes with strategic outcomes:** Programme 2 contributes to the following strategic outcome:



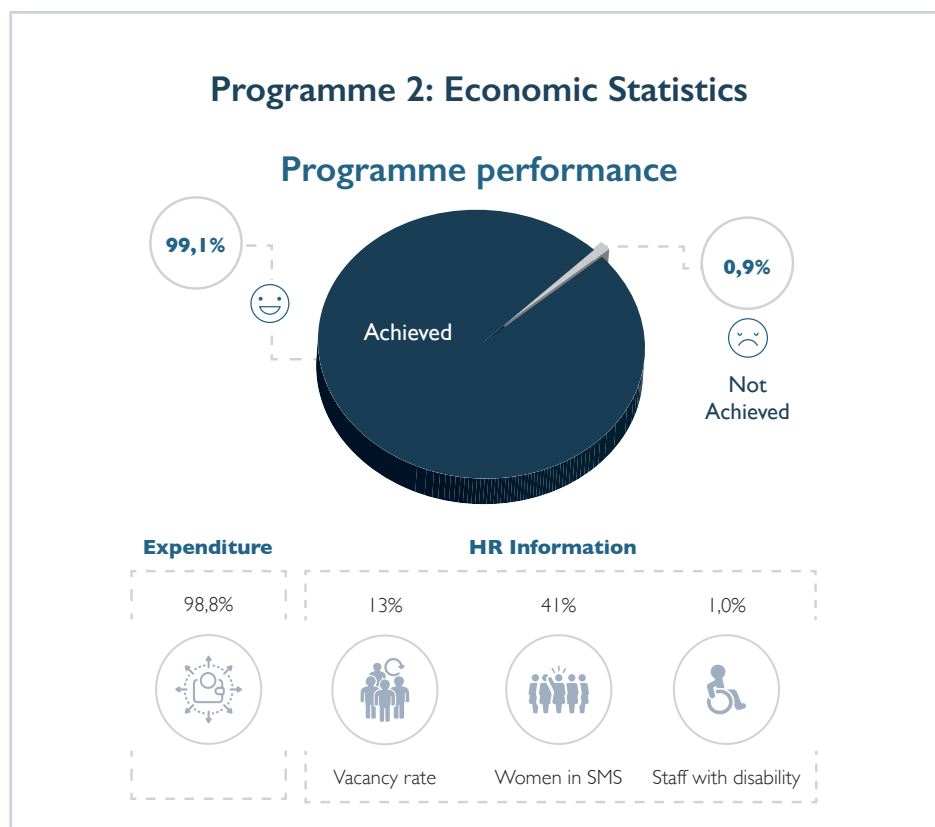
### Insightful data

- Put stakeholders at the centre to increase usage and trust
- Sustain the quality of national indicators
- Deepen statistical analysis for new insights
- Explore the use of alternative data sources

## Overall programme performance:

Economic Statistics achieved 99,1% of its annual targets as at 31 March 2022 of which 94,4% were achieved as scheduled; 2,1% were achieved earlier than scheduled; 2,6% were achieved later than scheduled; and 0,9% of targets were not achieved. 100% of statistical releases (228) scheduled for the year were published.

Key outputs in 2021/22 included monthly, quarterly and annual releases on the economy. This programme informed economic planning, monitoring and decision-making by providing accurate, relevant and timely statistical information on the level of economic activity in relation to the primary, secondary and tertiary sectors of the economy, financial information on private sector businesses and government, and information on sustainable resource use and management.



## Subprogrammes:

**Programme Management for Economic Statistics** provides strategic direction and leadership in this programme. Key activities in 2021/22 included signing-off of statistical releases and reports, the updating and monitoring of the implementation of the economic statistics strategy, and maintaining relations with key partners in the national statistics system.

**Business Cycle Indicators** provides statistical information on turnover and volumes in various industries through the publication of monthly, quarterly and annual releases. Key outputs included **150** published releases consisting of 144 monthly releases, 4 quarterly releases and 2 annual releases on business cycle indicators and 4 reports on improving short-term indicators. A research report on seasonal data at a lower level for retail trade sales was compiled. Due to stakeholder consultation it will be published in the 2022/23 financial year.

**Structural Industry Statistics** publishes periodic statistical information on the income and expenditure structure of industries, and on non-financial variables. Key outputs included the publishing of **4** reports on 2019 trade industry surveys including mining, electricity, gas and water, post and telecommunications, and transport and storage and **3** reports on the agriculture, forestry, and fisheries industries.

**Price Statistics** provides information on inflation by compiling the consumer price index and various producer price indexes. Key outputs included **48** published releases consisting of monthly CPI and PPI releases and a reweighted CPI.

**Private Financial Statistics** tracks the financial performance of private sector organisations. Key outputs included **5** quarterly releases and **1** annual release on financial statistics of the private sector. A discussion document on the quarterly capital expenditure of the private sector was compiled. Due to stakeholder consultation it will be published in 2022/23.

**Government Financial Statistics** tracks public sector spending. Key outputs included **5** quarterly releases on financial statistics of municipalities and **7** annual releases on government financial statistics.

**National Accounts** produces GDP data and other integrative statistical products. Key outputs included **4** quarterly GDP releases, **1** report on the tourism satellite account and **1** report on Environmental Economic Account (EEA) statistics.

**Response to prioritising women, youth and persons with disabilities:** Not applicable.

**Strategy to overcome areas of underperformance:** Not applicable.



Actual performance against the work programme is captured in the table below:

WP No.	Outcome	Output	Output indicator	Audited actual performance: 2019/20	Audited actual performance: 2020/21	Planned annual target: 2021/22	Actual achievement 2021/22	Deviation from planned target to actual achievement 2021/22	Reasons for deviations
<b>Programme 2: Economic Statistics: (Subprogramme: Business Cycle Indicators)</b>									
8.1	Insightful data	Statistical information on business cycle indicators	Number of releases on mining: production and sales published on the 2 <sup>nd</sup> Thursday of the month	Published monthly releases on mining: production and sales	Quarter 1: Published 2 monthly releases on mining: production and sales				
8.1			Number of releases on mining: production and sales published within two months after the reference month		Quarters 2-4: Published 10 monthly releases on mining: production and sales	12 monthly releases on mining: production and sales published as scheduled	Published 11 monthly releases on mining: production and sales	Published June release later than scheduled  Published combined June and July releases in September 2021	Due to data challenges
8.2			Number of releases on manufacturing: production and sales published 6 weeks after the reference month	Published monthly releases on manufacturing: production and sales	Quarter 1: Published 2 monthly releases on manufacturing: production and sales				
8.2			Number of releases on manufacturing: production and sales published within two months after the reference month		Quarters 2-4: Published 10 monthly releases on manufacturing: production and sales	12 monthly releases on manufacturing: production and sales published as scheduled	Published 12 monthly releases on manufacturing: production and sales as scheduled		

WP No.	Outcome	Output	Output indicator	Audited actual performance: 2019/20	Audited actual performance: 2020/21	Planned annual target: 2021/22	Actual achievement 2021/22	Deviation from planned target to actual achievement 2021/22	Reasons for deviations
Programme 2: Economic Statistics: (Subprogramme: Business Cycle Indicators)									
8.3	Insightful data	Statistical information on business cycle indicators	Number of releases on manufacturing: utilisation of production capacity by large enterprises published 10 weeks after the reference month	Published quarterly releases on manufacturing: utilisation of production capacity by large enterprises	Quarter 1: Published 1 quarterly release on manufacturing: utilisation of production capacity by large enterprises				
8.3			Number of releases on manufacturing: utilisation of production capacity by large enterprises published within one quarter after the reference month		Quarters 2-4: Published 3 quarterly releases on manufacturing utilisation of production capacity by large enterprises	4 quarterly releases on manufacturing: utilisation of production capacity by large enterprises published as scheduled	Published quarterly releases on manufacturing: utilisation of production capacity by large enterprises as scheduled		
8.4			Number of releases on electricity generated and available for distribution published on the 1 <sup>st</sup> Thursday of the month	Published monthly releases on generation and consumption of electricity	Quarter 1: Published 1 monthly release on generation and consumption of electricity in March 2020 and 2 releases in Q1				

WP No.	Outcome	Output	Output indicator	Audited actual performance: 2019/20	Audited actual performance: 2020/21	Planned annual target: 2021/22	Actual achievement 2021/22	Deviation from planned target to actual achievement 2021/22	Reasons for deviations
<b>Programme 2: Economic Statistics: (Subprogramme: Business Cycle Indicators)</b>									
8.4	Insightful data	Statistical information on business cycle indicators	Number of releases on electricity generated and available for distribution published within two months after the reference month	Published monthly releases on generation and consumption of electricity	Quarters 2-4: Published 9 monthly releases on generation and consumption of electricity	12 monthly releases on electricity generated and available for distribution published as scheduled	Published 12 monthly releases on electricity generated and available for distribution as scheduled		
8.5			Number of releases on selected building statistics of the private sector as reported by local government institutions published, 3 <sup>rd</sup> Thursday of the month	Published monthly releases on building plans passed	Quarter 1: Published 1 monthly release on building plans passed				

WP No.	Outcome	Output	Output indicator	Audited actual performance: 2019/20	Audited actual performance: 2020/21	Planned annual target: 2021/22	Actual achievement 2021/22	Deviation from planned target to actual achievement 2021/22	Reasons for deviations
<b>Programme 2: Economic Statistics: (Subprogramme: Business Cycle Indicators)</b>									
8.5	Insightful data	Statistical information on business cycle indicators	Number of releases on selected building statistics of the private sector as reported by local government institutions published within two months after the reference month	Published monthly releases on building plans passed	Quarters 2-4: Published 11 monthly releases on building plans passed	12 monthly releases on selected building statistics of the private sector as reported by local government institutions published as scheduled	Published 12 monthly releases on selected building statistics of the private sector as reported by local government institutions as scheduled		
8.6			Number of releases on selected building statistics published 6 months after year-end report	Published 2018 annual release on selected building plans passed and completed	Published 2019 annual release on selected building statistics of the private sector	1 annual release for 2019 <sup>2</sup> on selected building plans passed and completed published by June 2021	Published 2020 annual release on selected building plans passed and completed as scheduled		

<sup>2</sup> 8.6: WP error. Captured as 2019. Should be 2020.

WP No.	Outcome	Output	Output indicator	Audited actual performance: 2019/20	Audited actual performance: 2020/21	Planned annual target: 2021/22	Actual achievement 2021/22	Deviation from planned target to actual achievement 2021/22	Reasons for deviations
<b>Programme 2: Economic Statistics: (Subprogramme: Business Cycle Indicators)</b>									
8.7	Insightful data	Statistical information on business cycle indicators	Number of reports on building statistics published within two years after year-end report	Published 2017 annual report on buildings completed	Published 2018 annual report on buildings completed	1 annual report for 2018 <sup>3</sup> building statistics published by August 2021	Published 2019 annual report on building statistics as scheduled		
8.8			Number of releases on retail trade sales published 7 weeks after the reference month	Published monthly releases on retail trade sales	Quarter 1: Published 2 monthly releases on retail trade sales				
8.8			Number of releases on retail trade sales published within two months after the reference month		Quarters 2-4: Published 10 monthly releases on retail trade sales	12 monthly releases on retail trade sales published as scheduled	Published 12 monthly releases on retail trade sales as scheduled		
8.9			Number of releases on motor trade sales published 7 weeks after the reference month	Published monthly releases on motor trade sales	Quarter 1: Published 3 monthly releases on motor trade sales				
8.9			Number of releases on motor trade sales published within two months after the reference month		Quarters 2-4: Published 9 monthly releases on motor trade sales	12 monthly releases on motor trade sales published as scheduled	Published 12 monthly releases on motor trade sales as scheduled		

<sup>3</sup> 8.7: WP error. Captured as 2018. Should be 2019.

WP No.	Outcome	Output	Output indicator	Audited actual performance: 2019/20	Audited actual performance: 2020/21	Planned annual target: 2021/22	Actual achievement 2021/22	Deviation from planned target to actual achievement 2021/22	Reasons for deviations
<b>Programme 2: Economic Statistics: (Subprogramme: Business Cycle Indicators)</b>									
8.10	Insightful data	Statistical information on business cycle indicators	Number of releases on wholesale trade sales published 7 weeks after the reference month	Published monthly releases on wholesale trade sales	Quarter 1: Published 2 monthly releases on wholesale trade sales				
8.10			Number of releases on wholesale trade sales published within two months after the reference month		Quarters 2-4: Published 10 monthly releases on wholesale trade sales	12 monthly releases on wholesale trade sales published as scheduled	Published 12 monthly releases on wholesale trade sales as scheduled		
8.11			Number of releases on land transport published 8 weeks after the reference month	Published monthly releases on land transport	Quarter 1: Published 2 monthly releases on land transport				
8.11			Number of releases on land transport published within two months after the reference month		Quarters 2-4: Published 10 monthly releases on land transport	12 monthly releases on land transport published as scheduled	Published 12 monthly releases on land transport as scheduled		

WP No.	Outcome	Output	Output indicator	Audited actual performance: 2019/20	Audited actual performance: 2020/21	Planned annual target: 2021/22	Actual achievement 2021/22	Deviation from planned target to actual achievement 2021/22	Reasons for deviations
<b>Programme 2: Economic Statistics: (Subprogramme: Business Cycle Indicators)</b>									
8.12	Insightful data	Statistical information on business cycle indicators	Number of releases on liquidations and insolvencies published 4 <sup>th</sup> Monday of the month	Published monthly releases on liquidations and insolvencies	Quarter 1: Published 1 monthly release on liquidations and insolvencies				
8.12			Number of releases on liquidations and insolvencies published within two months after the reference month		Quarters 2-4: Published 11 monthly releases on liquidations and insolvencies	12 monthly releases on liquidations and insolvencies published as scheduled	Published 12 monthly releases on liquidations and insolvencies as scheduled		
8.13			Number of releases on civil cases for debt published 3 <sup>rd</sup> Thursday of the month	Published monthly releases on civil cases for debt	Quarter 1: Published 2 monthly releases on civil cases for debt				
8.13			Number of releases on civil cases for debt published within two months after the reference month		Quarters 2-4: Published 10 monthly releases on civil cases for debt	12 monthly releases on civil cases for debt published as scheduled	Published 12 monthly releases on civil cases for debt	Published 2 releases later than scheduled (Aug and Sep)	Due to data challenges



WP No.	Outcome	Output	Output indicator	Audited actual performance: 2019/20	Audited actual performance: 2020/21	Planned annual target: 2021/22	Actual achievement 2021/22	Deviation from planned target to actual achievement 2021/22	Reasons for deviations
Programme 2: Economic Statistics: (Subprogramme: Business Cycle Indicators)									
8.14	Insightful data	Statistical information on business cycle indicators	Number of releases on food and beverages published 8 weeks after the reference month	Published monthly releases on food and beverages	Quarter 1: Published 2 monthly releases on food and beverages				
8.14			Number of releases on food and beverages published within two months after the reference month		Quarters 2-4: Published 10 monthly releases on food and beverages	12 monthly releases on food and beverages published as scheduled	Published 12 monthly releases on food and beverages as scheduled		
8.15			Number of releases on tourist accommodation published 8 weeks after the reference month	Published monthly releases on tourist accommodation	Quarter 1: Published 2 monthly releases on tourist accommodation				
8.15			Number of releases on tourist accommodation published within two months after the reference month		Quarters 2-4: Published 10 monthly releases on tourist accommodation	12 monthly releases on tourist accommodation published as scheduled	Published 12 monthly releases on tourist accommodation as scheduled		

WP No.	Outcome	Output	Output indicator	Audited actual performance: 2019/20	Audited actual performance: 2020/21	Planned annual target: 2021/22	Actual achievement 2021/22	Deviation from planned target to actual achievement 2021/22	Reasons for deviations
<b>Programme 2: Economic Statistics: (Subprogramme: Business Cycle Indicators)</b>									
8.16	Insightful data	Reports on short-term industry statistics	Reports on improving short-term industry statistics compiled	Compiled weights for mining (2017)		I report on weights for indices mining updated by October 2021	Published report on weights for indices mining in December 2021	Later than scheduled	Due to dependency on internal stakeholders
				Compiled weights for indices: manufacturing production capacity (2017)	Published updated weights for indices manufacturing in the September 2020 release	I report on weights for indices manufacturing updated by June 2021	Published report on weights for indices manufacturing in October 2021	Later than scheduled	Due to dependency on internal stakeholders
						I report on weights for indices manufacturing production capacity updated by August 2021	Published report on weights for indices manufacturing production capacity in November 2021	Later than scheduled	Due to dependency on internal stakeholders
						I research report on deflators for motor trade sales compiled by March 2022	Compiled research report on deflators for motor trade sales as scheduled		
				Compiled weights for retail (2015)	Compiled research report on seasonal adjusted data at a lower level for retail trade sales	I research report on seasonal adjusted data at a lower level for retail trade sales published by March 2022	Not achieved. Compiled research report on seasonal adjusted data at a lower level for retail trade sales	The report will be published in 2022/23	Due to stakeholder consultation

WP No.	Outcome	Output	Output indicator	Audited actual performance: 2019/20	Audited actual performance: 2020/21	Planned annual target: 2021/22	Actual achievement 2021/22	Deviation from planned target to actual achievement 2021/22	Reasons for deviations
Programme 2: Economic Statistics: (Subprogramme: Structural Industry Statistics)									
9.1	Insightful data	Statistical information on the structure of industries	Number of periodic reports on trade industry published		Published 5 reports on 2018 trade industry (wholesale, retail, motor trade, accommodation and food and beverages)	4 reports on 2019 surveys (mining, electricity, gas and water; post and telecommunications, transport and storage) published by September 2021	Published 4 reports on 2019 surveys (mining, electricity, gas and water; post and telecommunications, transport and storage) as scheduled		
9.2		Statistical information on commercial agriculture, forestry and fisheries industry	Number of annual releases on agriculture, forestry and fisheries industry published			1 annual statistical release on agriculture, forestry and fisheries industry published by June 2021	Published 3 reports on the agriculture, forestry, and fisheries industries in May 2021	Earlier than scheduled  A decision was taken to separate the releases	Due to reprioritisation

WP No.	Outcome	Output	Output indicator	Audited actual performance: 2019/20	Audited actual performance: 2020/21	Planned annual target: 2021/22	Actual achievement 2021/22	Deviation from planned target to actual achievement 2021/22	Reasons for deviations
Programme 2: Economic Statistics: (Subprogramme: Price Statistics)									
10.1	Insightful data	Statistical information on CPI	Number of CPI releases published	Published monthly CPI	Quarter 1: Published 2 monthly CPI releases				
10.1			Number of CPI releases published within one month of the reference period		Quarters 2-4: Published 10 monthly CPI releases	12 monthly CPI releases published as scheduled	Published monthly CPI releases as scheduled		
10.2		Statistical information on PPI	Number of PPI releases published	Published monthly PPI	Quarter 1: Published 2 monthly PPI releases				
10.2			Number of PPI releases published within one month of the reference period		Quarters 2-4: Published 10 monthly PPI releases	12 monthly PPI releases published as scheduled	Published monthly PPI releases as scheduled		

WP No.	Outcome	Output	Output indicator	Audited actual performance: 2019/20	Audited actual performance: 2020/21	Planned annual target: 2021/22	Actual achievement 2021/22	Deviation from planned target to actual achievement 2021/22	Reasons for deviations
Programme 2: Economic Statistics: (Subprogramme: Price Statistics)									
10.3	Insightful data	Statistical information on CMPI	Number of CMPI releases published	Published monthly CMPI	Quarter 1: Published 2 monthly CMPI releases				
10.3			Number of CMPI releases published within one month of the reference period		Quarters 2-4: Published 10 monthly CMPI releases	12 monthly CMPI releases published as scheduled	Published monthly CMPI releases as scheduled		
10.4		Statistical information on XMUVI	Number of XMUVI releases published	Published monthly XMUVI	Quarter 1: Published 3 monthly XMUVI releases				
10.4			Number of XMUVI releases published on the 2 <sup>nd</sup> last Thursday of the month		Quarters 2-4: Published 9 monthly XMUVI releases	12 monthly XMUVI releases published as scheduled	Published monthly XMUVI releases as scheduled		
10.5		Rewighted CPI	CPI with updated weights published			1 CPI with updated weights published by March 2022	Published CPI with updated weights in January 2022	Earlier than scheduled	The target date was an estimate

WP No.	Outcome	Output	Output indicator	Audited actual performance: 2019/20	Audited actual performance: 2020/21	Planned annual target: 2021/22	Actual achievement 2021/22	Deviation from planned target to actual achievement 2021/22	Reasons for deviations
<b>Programme 2: Economic Statistics: (Subprogramme: Private Financial Statistics)</b>									
11.1	Insightful data	Statistical information on financial statistics of private sector enterprises	Number of annual releases on financial statistics of the private sector published	Published annual release on financial statistics of private sector enterprises 2018	Published annual release on financial statistics of private sector enterprises 2019	1 annual release on financial statistics 2020 published by December 2021	Published annual release on financial statistics 2020 of private sector enterprises as scheduled		
11.2			Number and timeliness of quarterly releases on financial statistics of private sector enterprises published with a quarterly lag	Published quarterly releases on financial statistics of private sector enterprises	Quarter 1: The quarterly release was not published				
11.2			Number and timeliness of quarterly releases on financial statistics of private sector enterprises published with a 4-month lag		Quarters 2-4: Published 3 quarterly releases on financial statistics of private sector enterprises	5 quarterly releases on financial statistics of private sector enterprises published as scheduled	Published 5 quarterly releases on financial statistics of private sector enterprises as scheduled		
11.3		Discussion document on capital expenditure of the private sector	Discussion document on the capital expenditure of the private sector published	Compiled report on stakeholder engagement to promote private sector financial surveys	Compiled discussion document on the quarterly capital expenditure of the private sector	1 discussion document on the quarterly capital expenditure of the private sector published by March 2022	Not achieved. Compiled discussion document on the quarterly capital expenditure of the private sector	The document will be published in June 2022	Due to stakeholder consultation

WP No.	Outcome	Output	Output indicator	Audited actual performance: 2019/20	Audited actual performance: 2020/21	Planned annual target: 2021/22	Actual achievement 2021/22	Deviation from planned target to actual achievement 2021/22	Reasons for deviations
<b>Programme 2: Economic Statistics: (Subprogramme: Government Financial Statistics)</b>									
12.1	Insightful data	Statistical information on general government expenditure	Number of releases on government financial statistics published	Published annual release on financial statistics of national government with audited data	Published annual release on financial statistics of national government with audited data	1 annual release on the financial statistics of national government with audited data published by June 2021	Published annual release on financial statistics of national government with audited data as scheduled		
				Published annual release on financial census of municipalities	Published annual release on financial census of municipalities	1 annual release on the financial census of municipalities published by July 2021	Published annual release on financial census of municipalities as scheduled		
				Published annual release on capital expenditure of the public sector	Published annual release on capital expenditure of the public sector	1 annual release on the capital expenditure of the public sector published by October 2021	Published annual release on capital expenditure of the public sector as scheduled		
				Published annual release on financial statistics of extra-budgetary accounts and funds with audited data	Published annual release on financial statistics of extra-budgetary accounts and funds with audited data	1 annual release on the financial statistics of extra-budgetary accounts and funds with audited data published by August 2021	Published annual release on financial statistics of extra-budgetary accounts and funds with audited data as scheduled		

WP No.	Outcome	Output	Output indicator	Audited actual performance: 2019/20	Audited actual performance: 2020/21	Planned annual target: 2021/22	Actual achievement 2021/22	Deviation from planned target to actual achievement 2021/22	Reasons for deviations
<b>Programme 2: Economic Statistics: (Subprogramme: Government Financial Statistics)</b>									
12.1	Insightful data	Statistical information on general government expenditure	Number of releases on government financial statistics published	Published annual release on financial statistics of provincial government with audited data	Published annual release on financial statistics of provincial government with audited data	1 annual release on the financial statistics of provincial government with audited data published by September 2021	Published annual release on the financial statistics of provincial government with audited data as scheduled		
				Published annual release on the financial statistics of higher education institutions with audited data	Published annual release on the financial statistics of higher education institutions with audited data	1 annual release on the financial statistics of higher education institutions with audited data published by December 2021	Published annual release on the financial statistics of higher education institutions with audited data in October 2021	Earlier than scheduled	Due to internal processes
				Published annual release on the financial statistics of consolidated general government with audited data	Published annual release on the financial statistics of consolidated general government with audited data	1 annual release on the financial statistics of consolidated general government with audited data published by December 2021	Published annual release on the financial statistics of consolidated general government with audited data as scheduled		



WP No.	Outcome	Output	Output indicator	Audited actual performance: 2019/20	Audited actual performance: 2020/21	Planned annual target: 2021/22	Actual achievement 2021/22	Deviation from planned target to actual achievement 2021/22	Reasons for deviations
Programme 2: Economic Statistics: (Subprogramme: Government Financial Statistics)									
12.2	Insightful data	Statistical information on financial statistics of municipalities	Number of releases on financial statistics of municipalities published with a quarterly lag	Published quarterly releases on financial statistics of municipalities	Quarter 1:The quarterly release was not published				
12.2			Number of releases on the financial statistics of municipalities published with 4-month lag		Quarters 2-4: Published 3 quarterly releases on financial statistics of municipalities	5 quarterly releases on financial statistics of municipalities published	Published 5 quarterly releases on financial statistics of municipalities as scheduled		
Programme 2: Economic Statistics: (Subprogramme: National Accounts)									
13.1	Insightful data	Statistical information on GDP	Number of GDP releases published	Published quarterly GDP releases	Published quarterly GDP releases	4 quarterly releases on GDP published as scheduled	Published quarterly GDP releases as scheduled		
13.2		Research report on national accounts	Research to improve existing statistics conducted	Conducted research on reviewing and improving data sources	Compiled research report on reviewing and improving data sources	1 research report on reviewing and improving data sources compiled by March 2022	Compiled research report on reviewing and improving data sources as scheduled		
13.3		Statistical information on tourism satellite accounts	Number of reports on tourism satellite accounts published	Published tourism satellite accounts	A report on tourism satellite accounts was not compiled	1 report on tourism satellite accounts published by March 2022	Published tourism satellite accounts in November 2021	Earlier than scheduled	Due to internal processes
13.4		Statistical information on EEA	Number of reports on EEA statistics published		Published report on EEA statistics in December 2020	1 report on EEA statistics published by March 2022	Published report on EEA statistics in October 2021	Earlier than scheduled	Due to internal processes



### 3.3 Programme 3: Population and Social Statistics

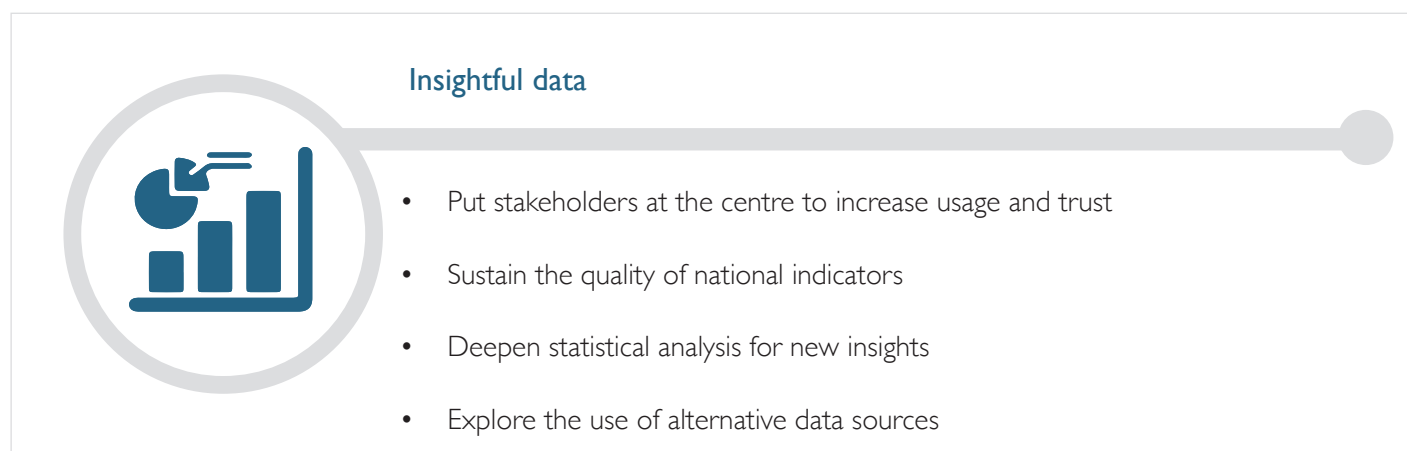
**Programme purpose:** Produces population and social statistics to inform evidence-based socio-economic development.

#### Objectives:

Sustain national population and social indicators to inform evidence-based planning, monitoring and decision-making for use by the public and private sectors by:

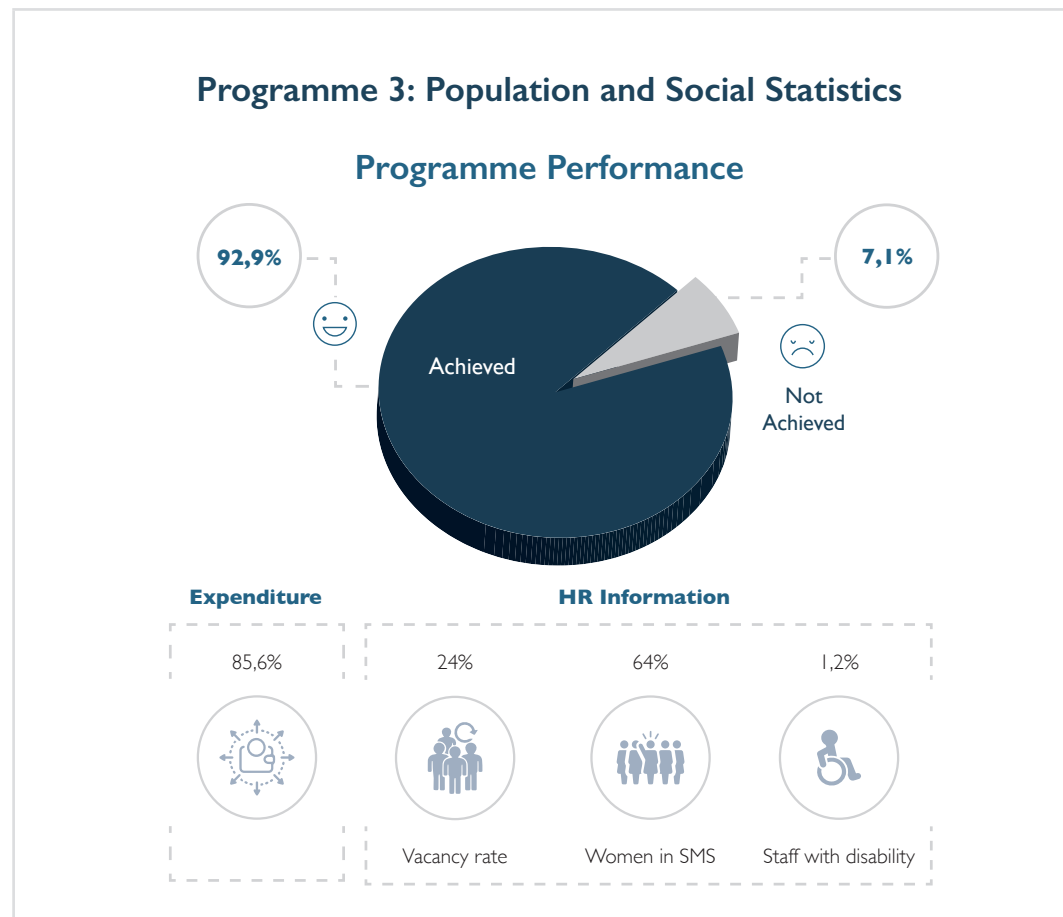
- Publishing quarterly and annual statistical information on the labour market, and on employment and earnings in the formal and informal sectors;
- Publishing monthly and annual statistical information on vital registrations based on administrative sources;
- Publishing annual and periodic statistical information on poverty levels, living conditions, service delivery, population dynamics and demographic trends; and
- Improving the measurement of social indicators through the application of internationally recognised standards and practices on an ongoing basis.

**Linking programmes with strategic outcomes and objectives:** Programme 3 contributes to the following strategic outcome.



## Overall programme performance:

Population and Social Statistics achieved 92,9% of its annual targets as at 31 March 2022, of which 37,5% were achieved as scheduled; 3,6% were achieved earlier than scheduled; 51,8% were achieved later than scheduled; and 7,1% of targets were not achieved. Almost 59% of the targets achieved later than scheduled were due to the impact of COVID-19, and almost 40% were due to dependencies on external stakeholders for relevant data. 94% (45 of the 48 planned statistical releases) were published. In addition, 2 releases not scheduled in the work programme were published.




## Subprogrammes:

**Programme Management for Population and Social Statistics** provides strategic direction and leadership to the programme. Key activities in 2021/22 included signing-off of statistical releases and reports, monitoring the implementation of the population and social statistics strategy, and maintaining relations with key partners in the national statistics system. This programme contributed to informing social and economic development planning, monitoring and decision-making by providing relevant, timely and accurate statistical information on living conditions, population dynamics, vital events, employment, crime and poverty levels.

**Demographic and Population Statistics** publishes population statistics, demographic trends and mid-year population estimates collected through population censuses and surveys, and from other administrative sources. Key outputs included **4** published documents consisting of mid-year population estimates at national, provincial, district and local municipal levels, the development of Census 2022 input content, and a concept note on the migration profile report. An additional report on the status of women's health in South Africa was compiled.

**Health and Vital Statistics** publishes statistics on births, deaths, marriages, divorces, tourism and migration based on administrative records. Key outputs included **17** published releases consisting of 12 monthly releases and 1 annual release on international tourism, and annual releases on recorded live births, mortality and causes of death (2018), marriages and divorces, and health statistics. The 12 monthly releases on tourism and migration were published later than scheduled due to the impact of COVID-19. The marriages and divorces and recorded live births releases were published later than scheduled due to data dependencies on external stakeholders. An annual release on mortality and causes of death (2019) was not published as scheduled due to the impact of COVID-19. The release has been deferred to the 2022/23 financial year.

**Social Statistics** provides information on living conditions, domestic tourism and crime collected through household surveys. Key outputs included 2 research reports on improving social statistics and **17** published releases consisting of annual releases on domestic tourism, transport, social and household service delivery statistics, development and metro development indicators, marginalised group indicators, gender series, and victims of crime. Releases on transport statistics were achieved later than scheduled due to dependency on external stakeholders. An annual release on domestic tourism statistics was not published as scheduled. Releases on social and household service delivery statistics, development and metro development indicators, and victims of crime statistics were achieved later than scheduled. The non-achievement and late releases were due to the impact of COVID-19 which necessitated a change in the data collection methodology from Paper-Assisted Personal Interview (PAPI) to Computer-Assisted Telephonic Interview (CATI), which resulted in data challenges.



**Labour Statistics** provides information on employment levels in the formal non-agricultural sector, and on labour market trends in South Africa. Key outputs included a research report on time-use statistics and **8** published releases consisting of quarterly releases on employment and earnings (QES) and labour market information (QLFS). One QLFS release was published later than scheduled due to data challenges. An annual report on labour market statistics was not published as scheduled due to the impact of COVID-19, which resulted in data challenges. A discussion document on the job vacancy rate was not completed as scheduled due to internal processes.

**Poverty and Inequality Statistics** provides information on poverty levels, and household income and expenditure trends in South Africa. Key outputs included **3** published reports on national poverty lines for 2021 and subjective poverty based on the GHS 2019. An additional report on measuring food security in South Africa was published.

**Response to prioritising women, youth and persons with disabilities:** Published statistical releases on gender, labour market information, the national poverty line and the status of women's health in SA.

**Strategy to overcome areas of underperformance:** Not applicable. Almost 59% of the targets achieved later than scheduled were due to the impact of COVID-19, and almost 40% were due to dependencies on external stakeholders for relevant data.

Actual performance against the work programme is captured in the table below:

NB: Census 2021 and PES 2021 were rescheduled and renamed to Census 2022 and PES 2022. Actual reporting refers to Census 2022 and PES 2022.

WP No.	Outcome	Output	Output indicator	Audited actual performance: 2019/20	Audited actual performance: 2020/21	Planned annual target: 2021/22	Actual achievement 2021/22	Deviation from planned target to actual achievement 2021/22	Reasons for deviations
Programme 3: Population and Social Statistics: (Subprogramme: Demographic and Population Statistics)									
14.1	Insightful data	Statistical information on the changing dynamics of the population	Number of releases on population estimates published <sup>4</sup>	Published mid-year population estimates at national and provincial level	Published mid-year population estimates at national and provincial level	1 release on mid-year population estimates at national and provincial levels published by July 2021	Published release on mid-year population estimates at national and provincial levels as scheduled		
				Published mid-year population estimates at district and metro levels	Published mid-year population estimates at district level in September 2020	1 release on mid-year population estimate at district level published by October 2021 <sup>5</sup>	Published mid-year population estimate at district level as scheduled		
				Published local municipality and household estimates	Published local municipal population and household estimates	1 release on local municipal population and household estimates published by March 2022 <sup>6</sup>	Published local municipal population and household estimates as scheduled		
14.2		Reports on demographic and population statistics	Percentage of Census 2021 input content developed	Developed Census mini-test tools and methodologies	Reviewed 100% Census 2022 instruments	100% Census 2021 input content developed by March 2022	Developed 100% Census 2022 input content as scheduled		

<sup>4</sup> 14.1: The words "releases on" was incorrectly captured in the output indicator in Table 2 of the work programme. (Correction: Number of population estimates published).

<sup>5</sup> 14.1: The words "release on" was incorrectly captured in the annual target in Table 2 of the work programme. (Correction: 1 mid-year population estimate at district level).

<sup>6</sup> 14.1: The words "release on" was incorrectly captured in the annual target in Table 2 of the work programme. (Correction: 1 local municipal population and household estimate).

WP No.	Outcome	Output	Output indicator	Audited actual performance: 2019/20	Audited actual performance: 2020/21	Planned annual target: 2021/22	Actual achievement 2021/22	Deviation from planned target to actual achievement 2021/22	Reasons for deviations
Programme 3: Population and Social Statistics: (Subprogramme: Demographic and Population Statistics)									
14.3	Insightful data	Concept note on the migration profile report	Concept note on the migration profile report compiled	Compiled 4 thematic demographic reports based on multiple sources	Published a technical report on demography and population science	1 concept note on the migration profile report compiled by March 2022	Compiled concept note on the migration profile report as scheduled		
Programme 3: Population and Social Statistics: (Subprogramme: Health and Vital Statistics)									
15.1	Insightful data	Statistical information on international tourism	Number of releases on international tourism published one month after the reference period	Published monthly releases on international tourism	Published 12 monthly releases on international tourism	12 monthly releases on international tourism published as scheduled	Published monthly releases on international tourism two months after the reference period	Later than scheduled	Due to the impact of COVID-19
15.2			Number of reports on international tourism published	Published annual report on international tourism	Published annual report on international tourism	1 annual report on international tourism published by April 2021	Published annual report on international tourism as scheduled		



WP No.	Outcome	Output	Output indicator	Audited actual performance: 2019/20	Audited actual performance: 2020/21	Planned annual target: 2021/22	Actual achievement 2021/22	Deviation from planned target to actual achievement 2021/22	Reasons for deviations
<b>Programme 3: Population and Social Statistics: (Subprogramme: Health and Vital Statistics)</b>									
15.3	Insightful data	Statistical information on vital statistics	Number of releases on vital statistics (births) published	Published annual release on recorded live births (2018)	Published annual release on recorded live births (2019)	1 annual release on recorded live births (2020) published by October 2021	Published annual release on recorded live births (2020) in November 2021	Later than scheduled	Due to data challenges
15.4			Number of releases on vital statistics (deaths) published	The annual release on mortality and causes of death (2018) was not published	The annual release on mortality and causes of death (2019) was not published	1 annual release on mortality and causes of death (2019) published by March 2022	Not achieved. The annual release on mortality and causes of death was not published	Work will continue in 2022/23	Due to the impact of COVID-19
15.5			Number of releases on vital statistics (marriages and divorces) published	Published annual release on marriages and divorces (2018)	Published annual release on marriages and divorces (2019)	1 annual release on marriages and divorces (2020) published by February 2022	Published annual release on marriages and divorces (2020) in March 2022	Later than scheduled	Due to dependency on external stakeholders
15.6		Statistical information on health	Number of reports on health statistics published	An analytical report on various data sources was not compiled	Published annual report on health statistics	1 annual report on health statistics published by March 2022	Published annual report on health statistics as scheduled		

WP No.	Outcome	Output	Output indicator	Audited actual performance: 2019/20	Audited actual performance: 2020/21	Planned annual target: 2021/22	Actual achievement 2021/22	Deviation from planned target to actual achievement 2021/22	Reasons for deviations
<b>Programme 3: Population and Social Statistics: (Subprogramme: Social Statistics)</b>									
16.1	Insightful data	Statistical information on domestic tourism	Number of releases <sup>7</sup> on domestic tourism statistics published	Published annual report on the DTS	Published annual release on the DTS	1 annual release on domestic tourism statistics published by October 2021	Not achieved. The release on domestic tourism statistics was not published	DTS 2020 data is currently being evaluated	Due to the impact of COVID-19
16.2		Technical report on domestic tourism	Number of reports on domestic tourism statistics improved		Compiled technical report on the integration of the national Domestic Tourism Surveys	1 technical report on the integration of the national Domestic Tourism Surveys compiled by March 2022	Compiled technical report on the integration of the national Domestic Tourism Surveys as scheduled		
16.3		Statistical information on transport	Number of releases on transport statistics published		Published release on transport statistics	9 releases on transport statistics published by February 2022	Published 9 releases on transport statistics in March 2022	Later than scheduled	Due to dependency on external stakeholder
16.4		Statistical information on social and household service delivery	Number of releases on social and household service delivery statistics published	Published annual release on the GHS 2018	Published annual release on social and household service delivery statistics	1 annual release on social and household service delivery statistics published by May 2021	Published annual release on social and household service delivery statistics in December 2021	Later than scheduled	Due to the impact of COVID-19
16.5		Development indicators publication	Number of releases on development indicators published	Compiled development indicators	Published annual release on development indicators	1 annual release on development indicators published by May 2021	Published annual release on development indicators in December 2021	Later than scheduled	Due to the impact of COVID-19

<sup>7</sup> 16.1: Error in Table 1 in WP. The word "reports" should be "releases".

WP No.	Outcome	Output	Output indicator	Audited actual performance: 2019/20	Audited actual performance: 2020/21	Planned annual target: 2021/22	Actual achievement 2021/22	Deviation from planned target to actual achievement 2021/22	Reasons for deviations
<b>Programme 3: Population and Social Statistics: (Subprogramme: Social Statistics)</b>									
16.5	Insightful data	Development indicators publication	Number of releases on development indicators published	Compiled metro development indicators	Published annual release on metro development indicators	1 annual release on metro development indicators published by May 2021	Published annual release on metro development indicators in December 2021	Later than scheduled	Due to the impact of COVID-19
16.6		Statistical information on marginalised groups	Number of releases on marginalised groups published	Published statistical report on marginalised groups indicators	Published annual release on marginalised groups indicators	1 annual release on marginalised groups indicators published by February 2022	Published annual release on marginalised groups indicators as scheduled		
					Published annual release on Series 4 on the elderly	1 annual release on Series 5 published by March 2022	Published annual release (Series 5) as scheduled		
16.7		Statistical information on gender	Number of releases on gender published	Published Gender Series 6: Gender and education in March 2020	Published annual release on gender Series 7	1 annual release on gender Series 8 published by November 2021	Published annual release on gender Series 8 in December 2021	Later than scheduled	Due to an additional quality assurance process
16.8		Statistical information on safety and security	Number of releases <sup>8</sup> on safety and security statistics published	Published statistical release on crime statistics	Published annual release on victims of crime statistics	1 annual release on victims of crime statistics published by October 2021	Published annual release on victims of crime statistics in February 2022	Later than scheduled	Due to the impact of COVID-19

<sup>8</sup>The word "statistical" was omitted in Table 2 (16.6, 16.7 and 16.8).

WP No.	Outcome	Output	Output indicator	Audited actual performance: 2019/20	Audited actual performance: 2020/21	Planned annual target: 2021/22	Actual achievement 2021/22	Deviation from planned target to actual achievement 2021/22	Reasons for deviations
<b>Programme 3: Population and Social Statistics: (Subprogramme: Social Statistics)</b>									
16.9	Insightful data	Research report on alternative data sources on education	Research on expanding education statistics conducted	Published annual education statistics as part of the GHS	Compiled research report on alternative data sources on education data	1 research report on alternative data sources on education data compiled by March 2022	Compiled research report on alternative data sources on education as scheduled		
16.10		Statistical information on education	Number of reports on expanding education statistics published	Published Education statistics: Series 6	Compiled thematic report on education (Series 7)	1 annual report on education statistics (Series 8) published by March 2022 <sup>9</sup>	Published annual report on education statistics (Series 8) as scheduled		

<sup>9</sup> 16.10: The target was omitted in error in Table 2 of the WP.

WP No.	Outcome	Output	Output indicator	Audited actual performance: 2019/20	Audited actual performance: 2020/21	Planned annual target: 2021/22	Actual achievement 2021/22	Deviation from planned target to actual achievement 2021/22	Reasons for deviations
<b>Programme 3: Population and Social Statistics: (Subprogramme: Labour Statistics)</b>									
17.1	Insightful data	Statistical information on employment and earnings releases	Number of releases on employment and earnings published, 12 weeks after the reference month	Published quarterly releases on employment and earnings and average monthly earnings	Published 4 quarterly releases on employment and earnings	4 quarterly releases on employment and earnings published as scheduled	Published 4 quarterly releases on employment and earnings as scheduled		
17.2		Series to cover industry data and vacancy rate	Number of series to cover industry data and vacancy rate expanded	Conducted research on job vacancy rates	The discussion document was not compiled as scheduled	1 series to cover industry data and vacancy rates expanded by March 2022	Not achieved. Compiled discussion document	Research will continue in 2022/23 on the expanded vacancy rate	Due to internal processes
17.3		Statistical information on labour market releases	Number of releases on labour market information published, 4 weeks after the end of the quarter (last publication will be released 8 weeks after the end of the quarter)	Published quarterly releases on labour market information	Published 4 quarterly releases on labour market information	4 quarterly releases on labour market information published as scheduled	Published 4 quarterly releases on labour market information	Published QLFS for Q4 later than scheduled	Due to the impact of COVID-19
17.4			Number of reports on labour market statistics published	Published annual report on labour market dynamics in South Africa	Published annual report on labour market dynamics in South Africa	1 annual report on labour market statistics published by September 2021	Not achieved. The annual report on labour market statistics was not published	Work will continue in 2022/23	Due to the impact of COVID-19
17.5		Statistical information on alternative ways on time use statistics	Research reports on alternative ways on time use statistics compiled	Conducted research on Time Use Survey	Published report on child labour	1 research report on alternative ways on time use statistics compiled by March 2022	Compiled research report on alternative ways on time use statistics as scheduled		

WP No.	Outcome	Output	Output indicator	Audited actual performance: 2019/20	Audited actual performance: 2020/21	Planned annual target: 2021/22	Actual achievement 2021/22	Deviation from planned target to actual achievement 2021/22	Reasons for deviations
Programme 3: Population and Social Statistics: (Subprogramme: Poverty and Inequality Statistics)									
18.1	Insightful data	Statistical information on poverty and inequality	Number of reports on life circumstances, poverty and inequality published	Compiled national poverty line	Published report on national poverty lines for 2020	1 report on national poverty lines for 2021 published by December 2021	Published report on national poverty lines for 2021 in September 2021	Earlier than scheduled	Due to reprioritisation
18.2		Document on IES methodology	Document on subjective poverty based on GHS 2019 compiled	Compiled document on the South African Multidimensional Poverty Index	Compiled discussion document on the introduction of an annual SAMPI based on GHS 2019	1 document on subjective poverty based on GHS 2019 compiled by March 2022	Published report on subjective poverty based on GHS 2019 as scheduled	The WP indicated that the document would be compiled. The intention was to publish to provide stakeholders with new poverty-related information	Due to internal processes
18.3	Interconnected statistical systems	Report on identified external data source for the production of official poverty and inequality statistics	Report on identified external data source for the production of official poverty and inequality statistics compiled		Compiled research report on external data sources for household income and expenditure, poverty and inequality	1 report on identified external data source for the production of official poverty and inequality statistics compiled by March 2022	Compiled report on identified external data source for the production of official poverty and inequality statistics as scheduled		



### 3.4 Programme 4: Methodology and Statistical Infrastructure

**Programme purpose:** Develops standards, statistical frames, methodologies and conducts statistical research.

#### **Objectives:**

- Improve the quality and methodological soundness of statistical information by researching, developing, applying and reviewing statistical methods, standards, classifications and procedures in the statistical value chain annually;
- Monitor and evaluate the methodological compliance of statistical operations by conducting independent evaluations on statistical practices annually; and
- Ensure complete and accurate sampling frames to enhance the quality of economic and social statistics by maintaining and updating business and geographic information frames annually.



**Linking programmes with strategic outcomes and objectives:** Programme 4 contributes to the following strategic outcomes:



### Agile operating model

- Modernise and innovate business processes across the value chain
- Adapt/adopt international frameworks and standards
- Leverage statistical infrastructure within the data ecosystem
- Reposition and strengthen the methodology function

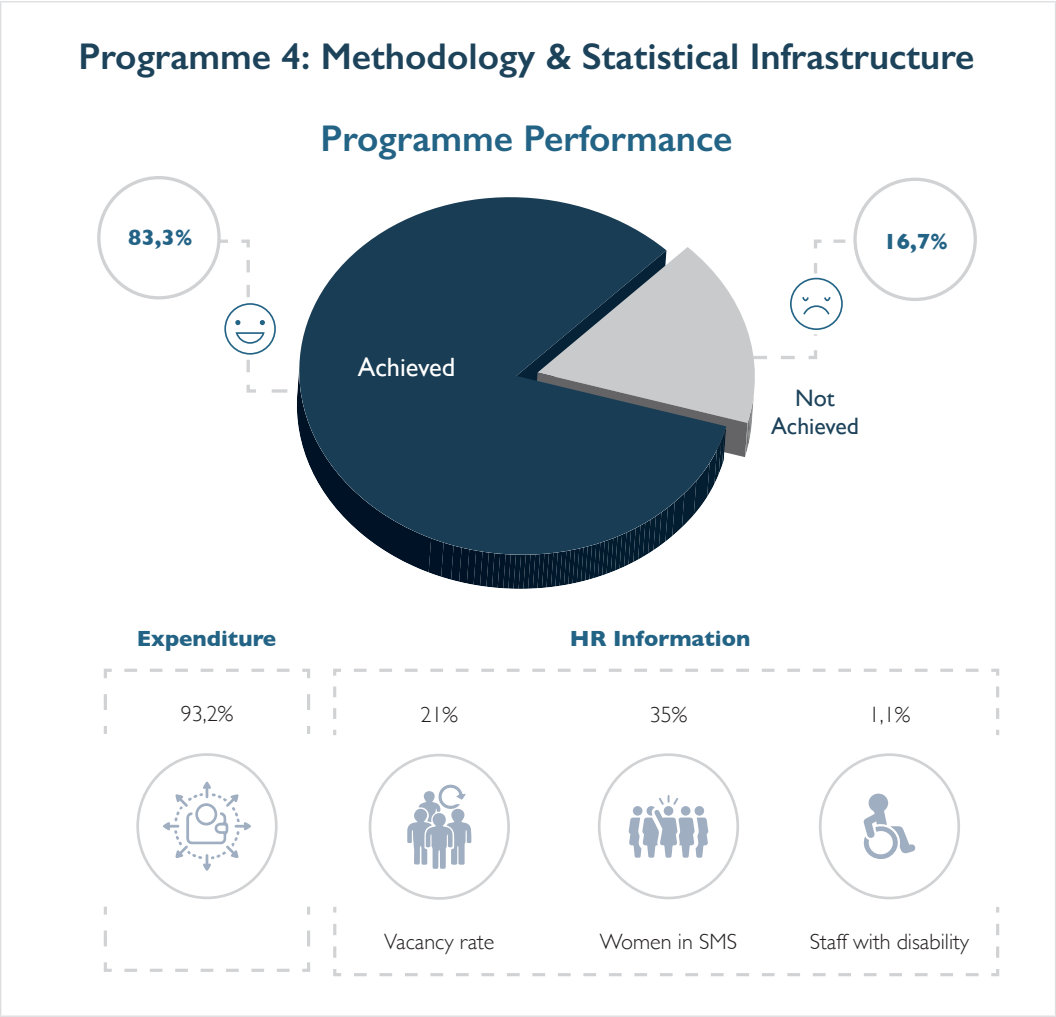
### Interconnected statistical systems

- Deepen and strengthen participation in the NSS
- Promote standardisation across the statistical system
- Invest in strategic partnerships nationally and globally
- Envision the data ecosystem



Overall programme performance:

Methodology and Statistical Infrastructure achieved 83,3% of its annual targets as at 31 March 2022. 16,7% of targets were not achieved.



## Subprogrammes:

**Programme Management for Methodology and Statistical Infrastructure** provides strategic direction and leadership to the programme. Key activities in 2021/22 included providing strategic guidance on the development of standards, statistical frames, and methodologies, and monitoring the implementation of the Work Programme. The programme contributes towards achieving the organisational strategic outcomes of agile operating model and interconnected statistical systems. The key deliverables are essential and critical elements that form the support system and foundation of core statistical products.

**Statistical Methods** provides technical expertise and advice on statistical methodologies and practices for producing official statistics. Key outputs included preparations for the Post-enumeration Survey (PES) and providing methodological expertise in the production of economic and population and social statistics. Due to the extension of the Census 2022 project, the PES will be conducted in 2022/23.

**Statistical Standards** develops standards, classifications and definitions for surveys undertaken by the department. A key output included the adoption of an international standard on Central Product Classification.

**Business Register** maintains and improves the sampling frame for economic statistics. A key output was a report on additional sources relevant for updating the statistical business register.

**Geography Frames and Services** maintains and improves the frame for geographic information in household surveys and censuses. Key outputs included a research report on a layer of output areas for geo-enabled statistical products, and the establishment of an end-to-end geospatial platform.

**Survey Monitoring and Evaluation** monitors the quality of statistical operations for surveys and censuses, and conducts independent evaluations. Key outputs included a report on the implementation of an updated quality management system.

**Response to prioritising women, youth and persons with disabilities:** Not applicable.

**Strategy to overcome areas of under performance:** Not applicable.

Actual performance against the work programme is captured in the table below:

NB: Census 2021 and PES 2021 were rescheduled and renamed to Census 2022 and PES 2022. Actual reporting refers to Census 2022 and PES 2022.

WP No.	Outcome	Output	Output indicator	Audited actual performance: 2019/20	Audited actual performance: 2020/21	Planned annual target: 2021/22	Actual achievement 2021/22	Deviation from planned target to actual achievement 2021/22	Reasons for deviations
<b>Programme 4: Methodology and Statistical Infrastructure: (Subprogramme: Statistical Methods)</b>									
19.1	Agile operating model	Post-enumeration Survey (PES) for Census 2021	PES for Census 2021 conducted	Conducted PES tests for Census mini-test	The PES was not conducted. Planning activities were completed and electronic systems and applications to support the project were developed	1 Post-enumeration Survey (PES) for Census 2021 conducted by March 2022	Not achieved. The PES was not conducted	Work will continue in 2022/23	Due to the postponement of the Census project
<b>Programme 4: Methodology and Statistical Infrastructure: (Subprogramme: Statistical Standards)</b>									
20.1	Agile operating model	International standard to improve statistical practices	Central Product Classification (CPC) to improve statistical practices adopted	Developed standards for acronyms and abbreviations	Adopted national ecosystem classification for South Africa standard as scheduled	1 international standard on Central Product Classification (CPC) adopted by March 2022	Adopted international standard on CPC as scheduled		
<b>Programme 4: Methodology and Statistical Infrastructure: (Subprogramme: Business Register)</b>									
21.1	Interconnected statistical systems	Report containing additional source/s relevant for updating the Statistical Business Register	Number of reports on additional source/s relevant for updating the Statistical Business Register compiled		Compiled concept note on the sustainable supply of additional source/s to update the Statistical Business Register as scheduled	1 report on additional source/s relevant for updating the Statistical Business Register compiled by March 2022	Compiled report on additional source/s relevant for updating the Statistical Business Register as scheduled		

WP No.	Outcome	Output	Output indicator	Audited actual performance: 2019/20	Audited actual performance: 2020/21	Planned annual target: 2021/22	Actual achievement 2021/22	Deviation from planned target to actual achievement 2021/22	Reasons for deviations
Programme 4: Methodology and Statistical Infrastructure: (Subprogramme: Geography)									
22.1	Agile operating model	Geo-enabled statistical product for the output areas	Research report on output areas for geo-enabled statistical products compiled	Published dwelling frame at metro, city and regional service centre levels	Adopted GSGF as scheduled	I research report on a layer of output areas compiled by March 2022	Compiled research report on a layer of output areas as scheduled		
22.2		End-to-end geospatial workflow management platform	Geospatial workflow management platform established	Completed GIF update on selected EAs for Census mini-test	Developed geospatial management platform for regular surveys and Census as scheduled	I end-to-end geospatial workflow management platform established by March 2022	Established end-to-end geospatial workflow management platform as scheduled		
Programme 4: Methodology and Statistical Infrastructure: (Subprogramme: Survey Monitoring and Evaluation)									
23.1	Agile operating model	Report of quality management system implementation	Quality management system (Phases 1 & 2) implemented	Developed quality management system (Phase 2)	The assessment report on QMS was not compiled as scheduled	I report on the updated quality management system implemented by March 2022	Compiled report on the updated quality management system as scheduled		



### 3.5 Programme 5: Statistical Support and Informatics

**Programme purpose:** Enables statistical production through technology and promotes the use of statistics.

#### Objectives:

- Modernise business processes by building enterprise architecture and applying emerging technologies for data collection and processing, and the dissemination of statistical information over the medium term.
- Enable the department's production of official statistics by providing a technology infrastructure that is reliable, sustainable and cost effective over the medium term.
- Increase awareness about and the use of official statistics by government and the public on an ongoing basis by:
  - » reaching out to stakeholders and responding to user enquiries;
  - » educating users; and
  - » improving access to statistical information and making it easier to use.
- Manage external and internal communications on statistical matters by issuing daily, weekly and monthly information updates through the media on an ongoing basis.

Linking programmes with strategic outcomes and objectives: Programme 5 contributes to the following strategic outcomes:




#### Insightful data

- Put stakeholders at the centre to increase usage and trust
- Sustain the quality of national indicators
- Deepen statistical analysis for new insights
- Explore the use of alternative data sources

#### Transformed capability

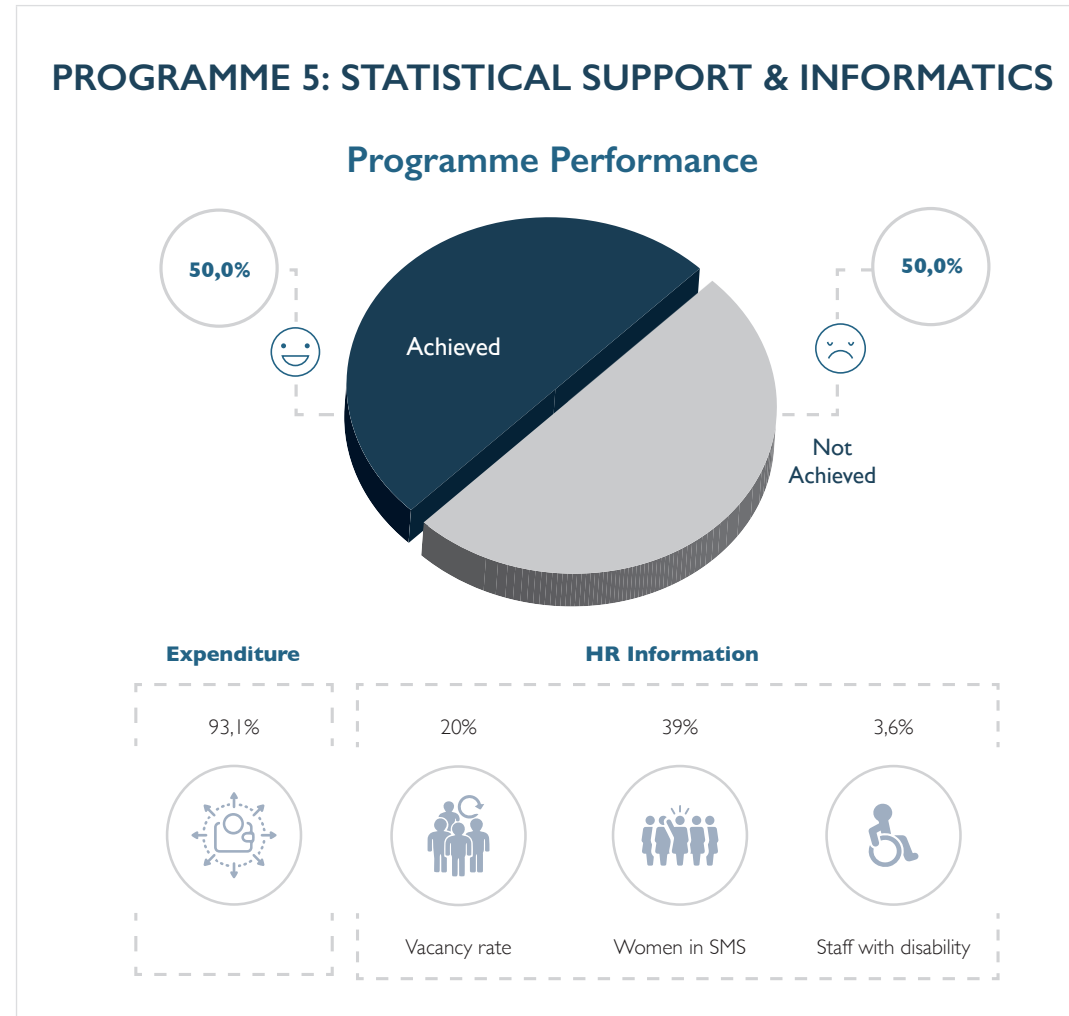
- Invest in innovative technologies and ICT infrastructure
- Build a versatile and multi-skilled workforce
- Invest in capacity building in the data ecosystem
- Build a united and diverse organisation that is responsive to a fast-changing environment





## Overall programme performance:

Statistical Support and Informatics achieved 50,0% of its annual targets and 50,0% were not achieved.



## Subprogrammes:

**Programme Management for Statistical Support and Informatics** provides strategic direction and leadership for the programme. Key activities in 2021/22 included maintaining and reviewing ICT services, monitoring the implementation of the Work Programme, and maintaining relations with key partners in the national statistics system.

**Communication and Marketing** manages external and internal communication, and increases the use of statistical information through stakeholder engagement and the dissemination of official statistics on various platforms. Key outputs included a report on Phase I of the reengineering of Stats SA's website, and communication and marketing support to Census 2022. Due to the extension of the Census project, support will continue in 2022/23. A report on positioning Stats SA in the data ecosystem was not compiled due to Census priority. Work will continue in 2022/23.

**Business Modernisation** improves data and information management across the department by modernising the way business is conducted and supported by technology. Key outputs included the establishment of two enterprise architecture domains and the development of applications and systems for Census 2022 and the PES.

**Publication Services** provides editing, publishing and distribution services to survey areas. A key output was the development of 50 databases within generic data storage.

**Information and Communication Technology** provides technology infrastructure to the department, and supports data management across statistical series. A key output was a report on the maintenance of Census 2022 ICT infrastructure and platforms. An ICT environment upgrade was not completed as scheduled due to external stakeholder consultation and 4 reports on governance and security awareness were not compiled due to Census priority. Work will continue in 2022/23.

**Analytical Studies** provides integrative statistical advice and support to policy planners and development practitioners, and participates in knowledge research and innovation on key development themes. Key outputs included 2 research reports on spatial analysis.

**Response to prioritising women, youth and persons with disabilities:** Not applicable.

**Strategy to overcome areas of underperformance:**

- The Integrated ICT strategy will be rolled out over the medium term. The Enterprise Architecture project will enable the organisation to align its technology and systems development domains to the organisational business objectives and architecture.
- The Stakeholder Management strategy is in the process of being reviewed in line with the strategic direction of the organisation. The implementation of the strategy will be monitored.

Actual performance against the work programme is captured in the table below:

NB: Census 2021 and PES 2021 were rescheduled and renamed to Census 2022 and PES 2022. Actual reporting refers to Census 2022 and PES 2022.

WP No.	Outcome	Output	Output indicator	Audited actual performance: 2019/20	Audited actual performance: 2020/21	Planned annual target: 2021/22	Actual achievement 2021/22	Deviation from planned target to actual achievement 2021/22	Reasons for deviations
Programme 5: Statistical Support and Informatics: (Subprogramme: Communication and Marketing)									
24.1	Insightful data	Report on Stats SA position in the data ecosystem	Number of reports on positioning Stats SA in the data ecosystem compiled	Developed branding strategy	Compiled report on the implementation of Stats SA's brand management strategy	I report on positioning Stats SA in the data ecosystem compiled by March 2022	Not achieved. The report was not compiled	Work will continue in 2022/23	Due to Census priority
24.2		Stats SA website	Stats SA website reengineered <sup>10</sup>			40% Stats SA website re-engineered (Phase I) by March 2022	Compiled report on Phase I of the reengineering of the website as scheduled		
24.3	Transformed capability	Report on communication and marketing support for Census 2021 and PES 2021	Percentage of communication and marketing support provided to Census 2021 and PES 2021	A Census 2021 communication plan was not compiled	Not achieved. Provided support in preparation for the Census pilot	100% support provided to Census 2021 and PES 2021 by March 2022	Not achieved. Provided support to Census 2022	A final report on communication and marketing support will be compiled in 2022/23	Due to the extension of the Census project

<sup>10</sup> Editing error in Table I of the WP.

WP No.	Outcome	Output	Output indicator	Audited actual performance: 2019/20	Audited actual performance: 2020/21	Planned annual target: 2021/22	Actual achievement 2021/22	Deviation from planned target to actual achievement 2021/22	Reasons for deviations
Programme 5: Statistical Support and Informatics: (Subprogramme: Business Modernisation)									
25.1	Transformed capability	Enterprise architecture	Number of enterprise architecture domains established	Conducted research on enterprise architecture		1 enterprise architecture domain established by March 2022	Established 2 enterprise architecture domains (business and data)	Additional domain established	Due to project scope
25.2		Applications and systems for Census 2021	Percentage of applications and systems for Census 2021 processes developed	Developed 73% systems applications for Census 2019 mini-test	Developed 100% applications and systems for the pilot Census	100% applications and systems for Census 2021 processes developed by March 2022	Developed 100% applications and systems for Census 2022 processes as scheduled		
Programme 5: Statistical Support and Informatics: (Subprogramme: Publication Services)									
26.1	Insightful data	Databases within generic data storage developed and linked to dissemination tools	Interface between generic data storage and dissemination tools developed	Data warehouse procedures were not implemented	Developed 78 databases within generic data storage by March 2021	50 databases within generic data storage developed by March 2022	Developed 50 databases within generic data storage as scheduled		

WP No.	Outcome	Output	Output indicator	Audited actual performance: 2019/20	Audited actual performance: 2020/21	Planned annual target: 2021/22	Actual achievement 2021/22	Deviation from planned target to actual achievement 2021/22	Reasons for deviations
Programme 5: Statistical Support and Informatics: (Subprogramme: Information and Communication Technology)									
27.1	Transformed capability	ICT upgrade initiatives	Number of ICT environment initiatives upgraded	Reviewed ICT infrastructure for digital data collection	Upgraded ICT environment with implementation of the SIEM solution	1 ICT environment initiative upgraded by March 2022	Not achieved. An ICT environment upgrade was not completed	Work will continue in 2022/23	Due to external stakeholder consultation
27.2		Data governance and security awareness report	Number of ICT governance and security awareness conducted			4 ICT governance and security awareness reports compiled by March 2022	Not achieved. 4 ICT governance and security reports were not compiled	Work will continue in 2022/23	Due to Census priority
27.3		Census 2021 ICT infrastructure platforms (built and tested)	Percentage of Census 2021 ICT infrastructure and platforms maintained	Developed ICT plan for the Census mini-test	Not achieved. The provision of infrastructure platforms for Census 2021 was not completed	100% Census 2021 ICT infrastructure and platforms maintained by March 2022	Compiled report on 100% maintenance of Census 2022 infrastructure and platforms	Earlier than scheduled	Due to Census priority
Programme 5: Statistical Support and Informatics: (Subprogramme: Analytical Studies)									
28.1	Insightful data	Spatial analysis research reports	Research on spatial analysis conducted	Compiled 5 research reports	Compiled 2 research reports as scheduled	2 research reports on spatial analysis compiled by March 2022	Compiled 2 research reports on spatial analysis as scheduled		



## 3.6 Programme 6: Statistical Operations and Provincial Coordination

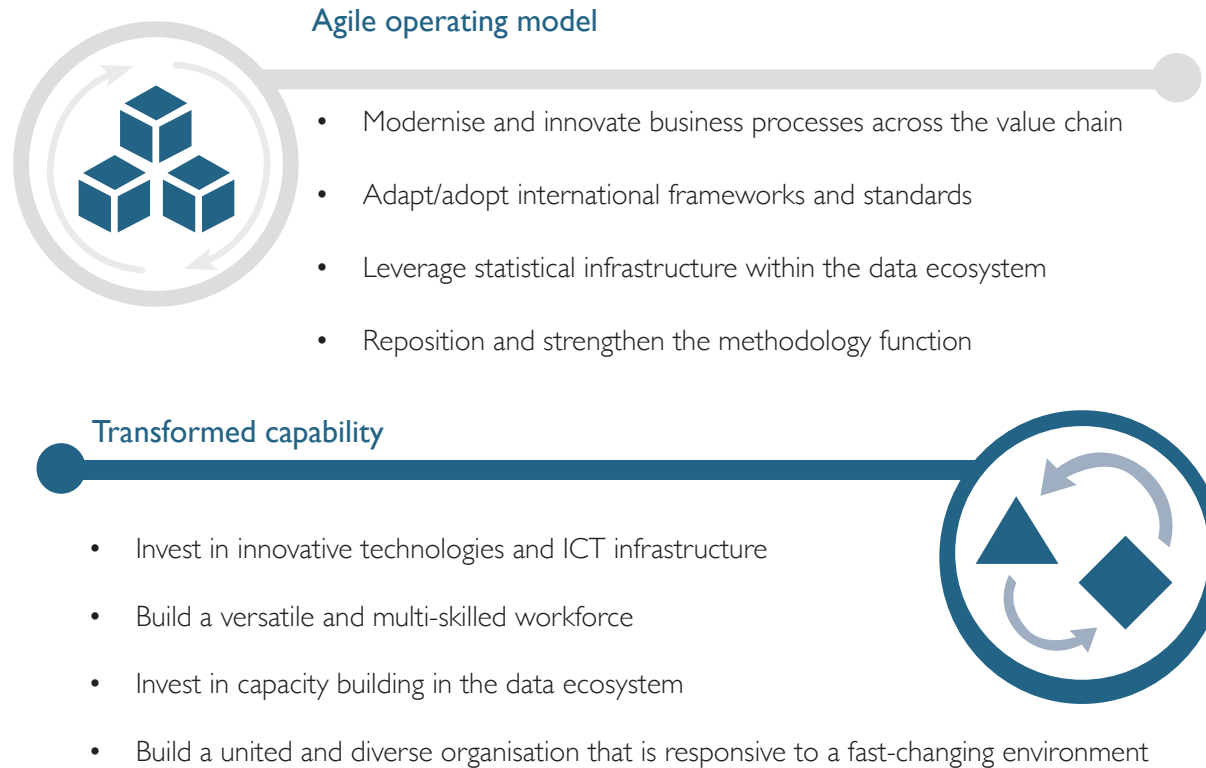
**Programme purpose:** Collects and processes data, and interacts with stakeholders and users at provincial and local levels.

### Objectives:

- Provide integrated data collection services, and disseminate quality statistics to provincial and local stakeholders and the public by ensuring an average annual response rate of 85%;
- Expand the statistical information base for use by government, the private sector and the public by conducting a population census every 10 years, and large-scale population surveys between censuses;
- Ensure the efficiency and effectiveness of survey operations conducted by the department by coordinating household survey operations to ensure an average annual response rate of 85%; and
- Improve the quality and timeliness of the editing and processing of statistical data by administering a common data processing platform for censuses, household surveys, administrative records and ad hoc survey data over the medium term.

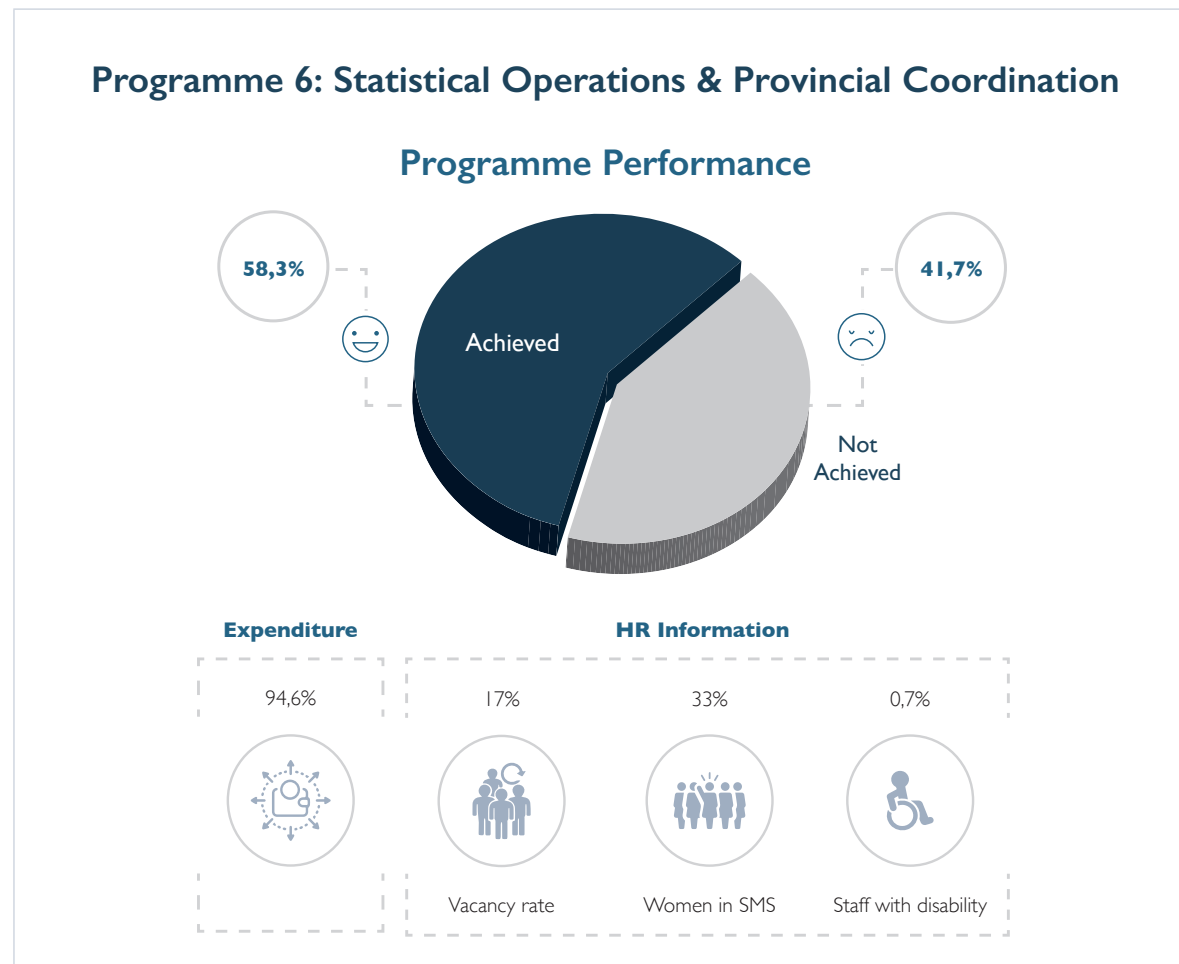


**Linking programmes with strategic outcomes and objectives:** Programme 6 contributes to the following strategic outcomes:



## Overall programme performance:

Statistical Operations and Provincial Coordination achieved 58,3% of its annual targets as at 31 March 2022 of which 54,2% were achieved as scheduled and 4,1% were achieved earlier than scheduled. 41,7% of targets were not achieved mainly due to the extension of the Census project into the 2022/23 financial year – mainly due to recruitment and logistical challenges.



## Subprogrammes:

- **Programme Management** for Statistical Operations and Provincial Coordination provides strategic direction and leadership to the programme. Key activities in 2021/22 included coordinated, quality-assured data collection, data processing and dissemination of statistical information, rolling out of technology-driven data collections, and re-skilling of fieldwork staff in the use of new technology by 2025.
- **Provincial and District Offices** provides integrated data collection and dissemination services, and promotes the use and coordination of official statistics to provincial and local stakeholders. Key outputs for 2021/22 included a proposal to streamline integrated fieldwork operations, and 9 reports on Census Pilot data collection in the provinces. Census 2022 field reports were not compiled due to the extension of the Census project to the 2022/23 financial year.
- **Data Operations** manages the editing and processing of census, survey and administrative data. Key outputs for 2021/22 included a report on business processes tested and a report on the processing of Census Pilot data.
- **Household Surveys and Censuses** conducts periodic population censuses and large-scale population surveys, and coordinates and integrates collection activities across household surveys. Key outputs for 2021/22 included a debriefing report on the Census Pilot and a national report on digital data collection for household surveys. A national report for Census 2022 was not compiled due to the extension of the Census project to the 2022/23 financial year.

**Response to prioritising women, youth and persons with disabilities:** Not applicable.

### Strategy to overcome areas of underperformance:

The non-achievement of targets can be attributed to the extension of the Census 2022 project into the 2022/23 financial year due to recruitment and logistical challenges as well as low collection rates. The following areas will be addressed in this programme:

- Census 2022 will be extended to increase data collection rates in all provinces. A national debriefing will be held to engage on challenges and lessons learnt.
- The Integrated Operations Model will be incorporated in the Mixed-Mode business process mapping project.

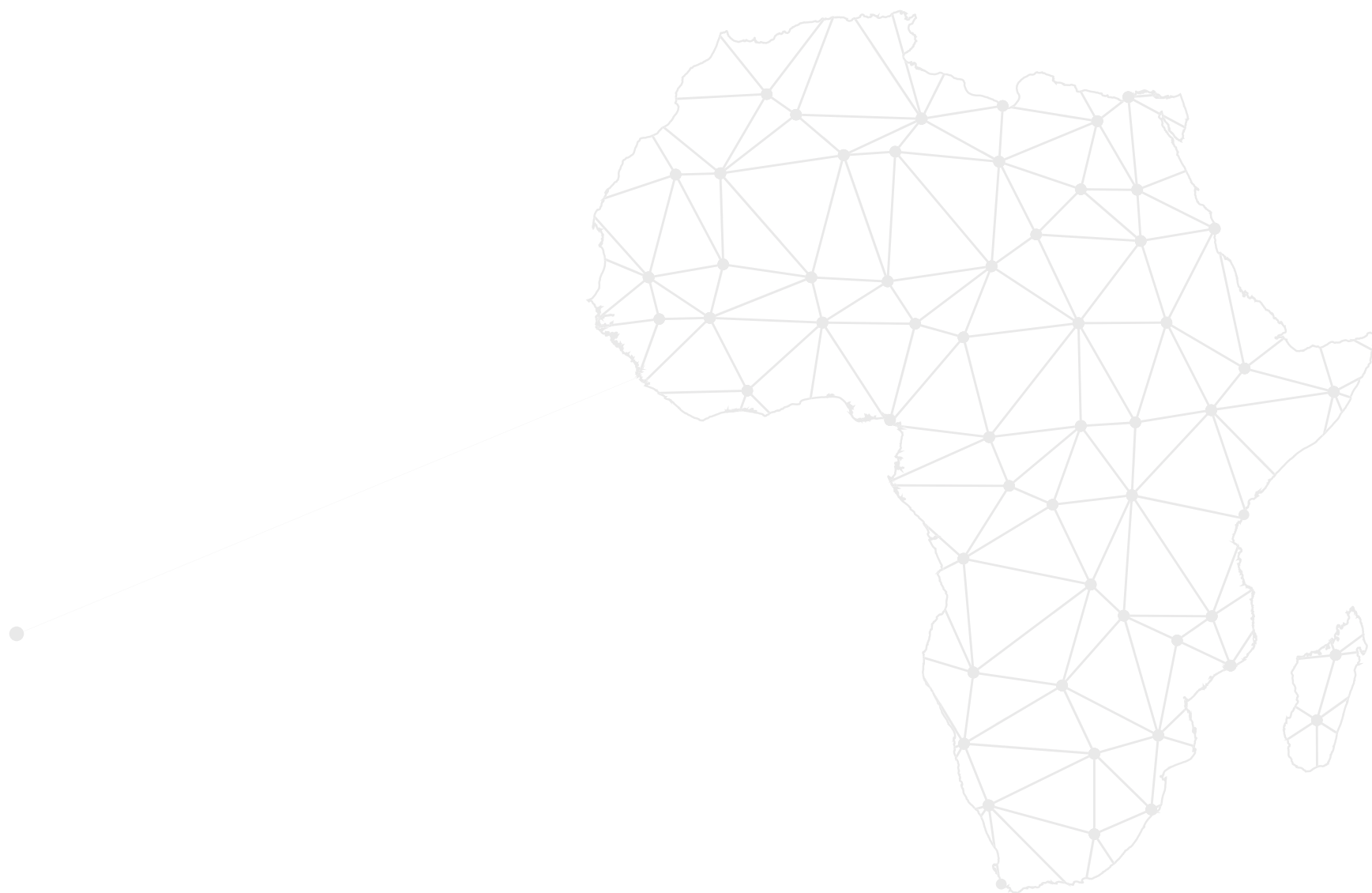
Actual performance against the work programme is captured in the table below:

NB: Census 2021 and PES 2021 were rescheduled and renamed to Census 2022 and PES 2022. Actual reporting refers to Census 2022 and PES 2022.

WP No.	Outcome	Output	Output indicator	Audited actual performance: 2019/20	Audited actual performance: 2020/21	Planned annual target: 2021/22	Actual achievement 2021/22	Deviation from planned target to actual achievement 2021/22	Reasons for deviations
Programme 6: Statistical Operations and Provincial Coordination: (Subprogramme: Provinces)									
29.1	Agile operating model	Integrated fieldwork model	Proposal for integrated fieldwork to streamline statistical operations approved		Compiled proposal for integrated fieldwork to streamline statistical operations	1 proposal for integrated fieldwork to streamline statistical operations approved by March 2022	Approved proposal for integrated fieldwork to streamline statistical operations as scheduled		
29.2		Population Census 2021 pilot	Census 2021 pilot data collection conducted	Conducted Census mini-test	Not achieved. Reports on Census pilot data collection were not compiled	9 reports on Census 2021 data collection pilot compiled by December 2021	Compiled 9 reports on Census 2022 data collection pilot as scheduled		
29.3		Population Census 2021	Census 2021 data collection conducted			9 provincial field reports on Census 2021 data collection compiled by March 2022	Not achieved. 9 provincial field reports on Census 2022 data collection were not compiled	Final provincial field reports will be compiled in 2022/23	Due to the extension of the Census project

WP No.	Outcome	Output	Output indicator	Audited actual performance: 2019/20	Audited actual performance: 2020/21	Planned annual target: 2021/22	Actual achievement 2021/22	Deviation from planned target to actual achievement 2021/22	Reasons for deviations
Programme 6: Statistical Operations and Provincial Coordination: (Subprogramme: Data Operations)									
30.1	Agile operating model	Report on business processes tested	Number of business processes tested		Compiled concept note on multimode data operation approaches	I report on business processes tested (Phase I) compiled by March 2022	Compiled report on business processes tested (Phase I) as scheduled		
30.2		Data processing report	Data processing support to Census 2021 pilot	Processed Census mini-test data as scheduled	Not achieved. A report on the processing of Census pilot data was not compiled	I report on Census 2021 pilot data processed by March 2022	Compiled report on Census 2022 pilot data processed in October 2021	Earlier than scheduled	Due to census priority

WP No.	Outcome	Output	Output indicator	Audited actual performance: 2019/20	Audited actual performance: 2020/21	Planned annual target: 2021/22	Actual achievement 2021/22	Deviation from planned target to actual achievement 2021/22	Reasons for deviations
<b>Programme 6: Statistical Operations and Provincial Coordination: (Subprogramme: Household Surveys and Censuses)</b>									
31.1	Insightful data	National Population Census 2021	National debriefing report on Census 2021 pilot	Conducted Census mini-test	Not achieved. A debriefing report was not compiled	I debriefing report on Census 2021 pilot by December 2021	Compiled debriefing report on Census 2022 pilot as scheduled		
31.2			Census 2021 conducted			I national data collection report on Census 2021 compiled by March 2022	Not achieved. A national data collection report on Census 2022 was not compiled	A final national data collection report on Census 2022 will be compiled in 2022/23	Due to the extension of the Census project
31.3		National report on digital data collection for household surveys	National report on digital data collection for all household surveys compiled	Compiled report on implementation of digital data collection	Compiled national report on digital data collection for household surveys	I national report on digital data collection for all household surveys compiled by March 2022	Compiled national report on digital data collection for all household surveys as scheduled		



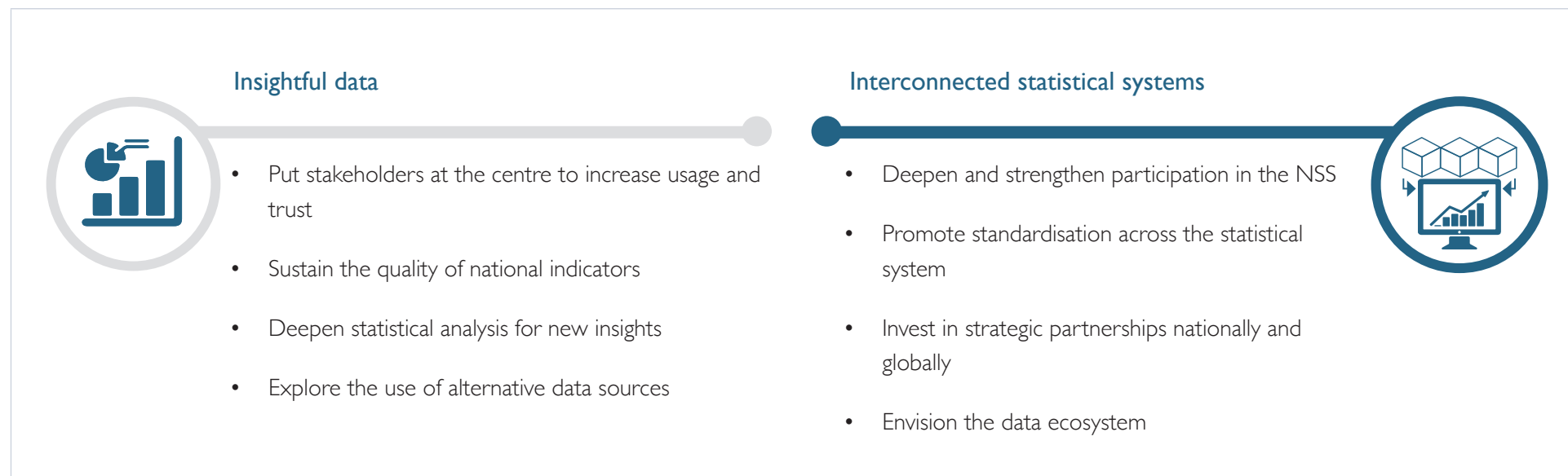
### 3.7 Programme 7: South African National Statistics System

**Programme purpose:** Develops and coordinates the national statistics system in South Africa.

#### Objectives:

- Ensure that the production of national statistics is based on common statistical standards and principles by providing statistical support and advice, and certifying statistics as official on an ongoing basis;
- Ensure the sharing of statistical information by establishing and providing mechanisms, platforms and criteria for the sharing of data on an ongoing basis; and
- Drive statistical reporting by coordinating the compilation of statistical reports, in line with the Integrated Indicator Framework, on an ongoing basis.

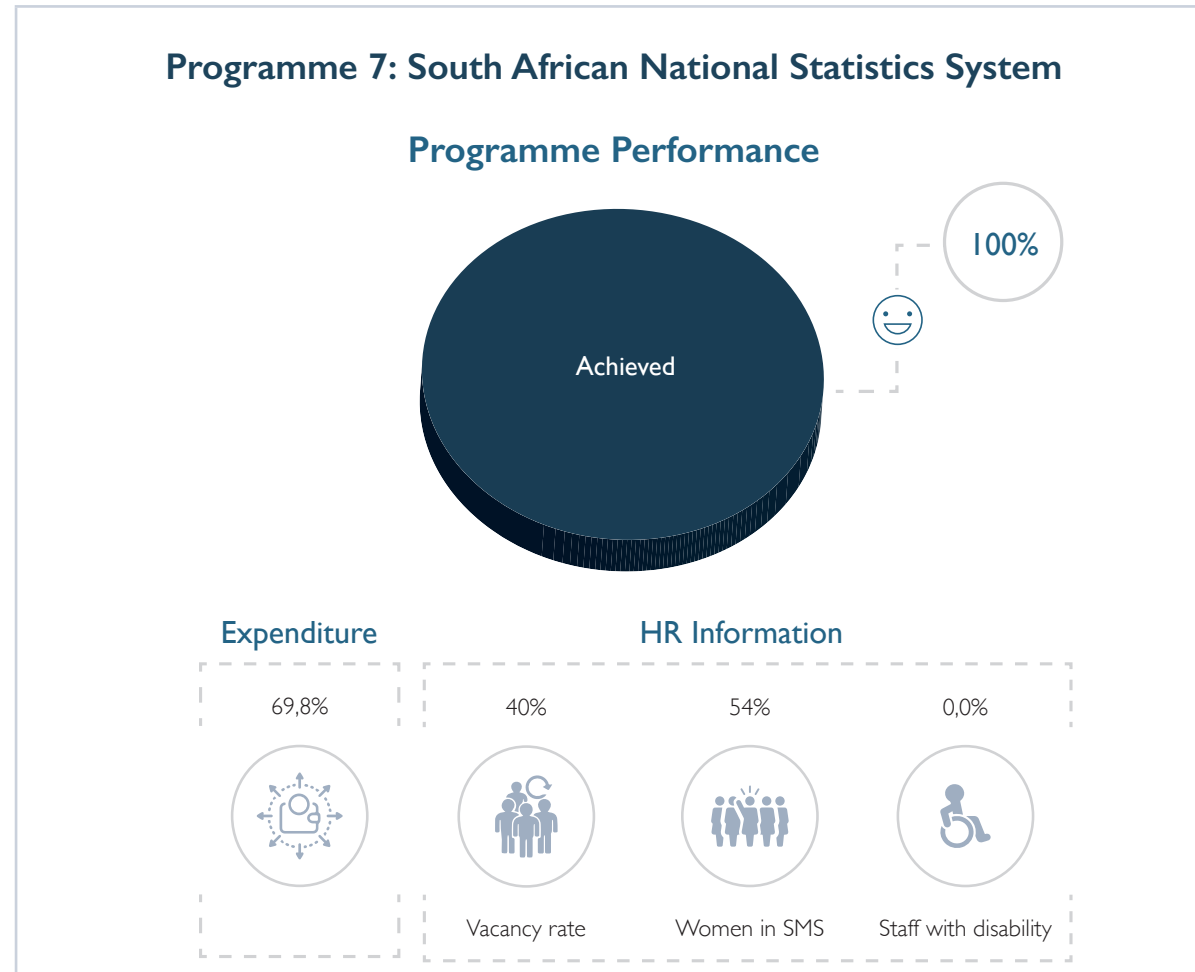
**Linking programmes with strategic outcomes and objectives:** Programme 7 contributes to the following strategic outcomes:





## Overall programme performance:

The South African National Statistics System achieved 100% of its annual targets.



## Subprogrammes:

**Programme Management for the South African National Statistics System** provides strategic direction and leadership to the programme.

**Economic Subsystem** coordinates and facilitates the production of economic and environmental statistics in the national statistics system, and provides statistical support and advice to producers of official statistics. Key outputs included a clearance report on the Department of Science and Technology 2019 R&D Survey, a report on the reviewed Integrated Indicator Framework, an MoU with the Companies and Intellectual Property Commission (CIPC) and a sector plan on agricultural statistics.

**Social Subsystem** coordinates and facilitates the production of population and social statistics in the national statistics system, and provides statistical support and advice to producers of official statistics. Key outputs included a clearance report for the SAPS Crime Statistics, a report on the reviewed Integrated Indicator Framework (IIF), a signed MoU with Harambee Youth Employment Accelerator and a sector plan for the criminal justice sector.

**Independent Quality Assessment** conducts independent statistical reviews to assess the quality of statistical information, in line with the South African Statistical Quality Assessment Framework, to certify statistics as official. Key outputs included a SASQAF quality assessment report for the Financial Statistics of Higher Education release and a report on the piloting of SASQAF edition 3 version 2.

**Statistical Reporting** coordinates the reporting of statistics to fulfil South Africa's statistical reporting obligations. Key outputs included a report on the updating of data values in the Integrated Indicator Framework and a progress report on the legislative reform process.

**Data and Information Management** coordinates and manages the transfer and sharing of data among entities in the national statistics system. Key outputs included a report on the updated Integrated Indicator Framework portal and a report on the development of an online system for SASQAF.

**Response to prioritising women, youth and persons with disabilities:** Not applicable.

**Strategy to overcome areas of underperformance:** Not applicable.

Actual performance against the work programme is captured in the table below:

WP No.	Outcome	Output	Output indicator	Audited actual performance: 2019/20	Audited actual performance: 2020/21	Planned annual target: 2021/22	Actual achievement 2021/22	Deviation from planned target to actual achievement 2021/22	Reasons for deviations
Programme 7: South African National Statistics System: (Subprogramme: Economic Subsystem)									
32.1	Insightful data	Clearance report for economic statistics subsystem	Number of clearance reports for economic statistics subsystem compiled	Applied clearance protocol to the DTS Research and Development Survey	Compiled clearance report for the Department of Science and Innovation's 2018/19 Research and Development Survey	1 clearance report for economic statistics subsystem compiled by March 2022	Compiled clearance report for the Department of Science and Technology R&D Survey as scheduled		
32.2		Integrated Indicator Framework (IIF)	Integrated Indicator Framework for economic statistics subsystem reviewed	Updated Integrated Indicator Framework	Reviewed the Integrated Indicator Framework based on the Regional Indicative Strategic Development Plan (RISDP) indicators for the environmental sector	1 Integrated Indicator Framework for economic statistics subsystem reviewed by March 2022	Reviewed IIF for economic statistics subsystem as scheduled		
32.3		MoU/SLA for Economic Statistics subsystem	MoU/SLA for Economic Statistics subsystem signed	Formalised partnerships with the Wits Health Consortium and the Department of Transport	Signed MoU with the South African Reserve Bank	1 MoU/SLA for Economic Statistics Subsystem signed by March 2022	Signed MoU with the Companies and Intellectual Property Commission (CIPC) in September 2021	Earlier than scheduled	Due to reprioritisation
32.4	Interconnected statistical system	Sector plan on Economic Statistics subsystem	Number of sector plans on Economic Statistics subsystem developed			1 sector plan on Economic Statistics subsystem developed by March 2022	Developed sector plan for Economic Statistics subsystem as scheduled		

WP No.	Outcome	Output	Output indicator	Audited actual performance: 2019/20	Audited actual performance: 2020/21	Planned annual target: 2021/22	Actual achievement 2021/22	Deviation from planned target to actual achievement 2021/22	Reasons for deviations
Programme 7: South African National Statistics System: (Subprogramme: Social Subsystem)									
33.1	Insightful data	Clearance report for Social Statistics subsystem	Number of clearance reports for Social Statistics subsystem compiled	Applied clearance protocol to SAPS Crime statistics	Compiled clearance report for the SAPS 2019/20 Crime statistics	1 clearance report for Social Statistics subsystem compiled by March 2022	Compiled clearance report for the SAPS Crime statistics as scheduled		
33.2		Integrated Indicator Framework (IIF) for Social Statistics subsystem	Integrated Indicator Framework for Social Statistics subsystem reviewed	Updated Integrated Indicator Framework	Reviewed the Integrated Indicator Framework based on RISDP indicators for social and peace and justice sectors	1 Integrated Indicator Framework for Social Statistics subsystem reviewed by March 2022	Reviewed IIF for Social Statistics subsystem as scheduled		
33.3		MoU/SLA for Social Statistics subsystem	MoU/SLA for Social Statistics subsystem signed	Formalised partnerships with the Wits Health Consortium and the Department of Transport	Signed MoU with the South African Medical Research Council	1 MoU/SLA for Social Statistics subsystem signed by March 2022	Signed MoU with Harambee Youth Employment Accelerator (NPO under the Office of the Presidency) in June 2021	Earlier than scheduled	Due to reprioritisation
33.4	Interconnected statistical system	Sector plan on Social Statistics subsystem	Number of sector plans on Social Statistics subsystem developed			1 sector plan on Social Statistics subsystem developed by March 2022	Developed sector plan on Social Statistics subsystem as scheduled		

WP No.	Outcome	Output	Output indicator	Audited actual performance: 2019/20	Audited actual performance: 2020/21	Planned annual target: 2021/22	Actual achievement 2021/22	Deviation from planned target to actual achievement 2021/22	Reasons for deviations
Programme 7: South African National Statistics System: (Subprogramme: Independent Quality Assessment)									
34.1	Insightful data	Quality assessment reports	Number of quality assessments conducted	Compiled quality statements for the Living Conditions and the Mortality and Causes of Death surveys	Compiled quality assessment report for the Electricity generated and available for distribution survey	1 SASQAF quality assessment report compiled by March 2022	Compiled SASQAF quality assessment report for the Financial Statistics of Higher Education release as scheduled		
34.2		SASQAF pilot report	SASQAF piloted	Reviewed SASQAF	Completed review of SASQAF	1 SASQAF (edition 3 version 2) piloted by March 2022	Piloted SASQAF (edition 3 version 2) as scheduled		

WP No.	Outcome	Output	Output indicator	Audited actual performance: 2019/20	Audited actual performance: 2020/21	Planned annual target: 2021/22	Actual achievement 2021/22	Deviation from planned target to actual achievement 2021/22	Reasons for deviations
Programme 7: South African National Statistics System: (Subprogramme: Statistical Reporting)									
35.1	Insightful data	Integrated Indicator Framework (IIF)	Integrated Indicator Framework updated	Updated Integrated Indicator Framework		1 Integrated Indicator Framework data values updated by March 2022	Updated Integrated Indicator Framework data values as scheduled		
35.2	Interconnected statistical systems	Progress report on legislative reform	Progress report on legislative reform compiled	Compiled progress report on parliamentary process for Statistics Act amendments	Compiled report on legislative reform	1 progress report on legislative reform compiled by March 2022	Compiled progress report on legislative reform as scheduled		
Programme 7: South African National Statistics System: (Subprogramme: Data and Information Management)									
36.1	Insightful data	Integrated indicator framework dissemination portal	IIF dissemination portal updated	Launched dissemination platform on SDGs for NSS data	Implemented dissemination portal for the Integrated Indicator Framework	1 IIF dissemination portal updated by March 2022	Updated IIF dissemination portal as scheduled		
36.2		Online system for SASQAF self-assessment	Online system for SASQAF self-assessment developed	Developed specifications for a SASQAF online assessment tool	Developed, launched and implemented online SASQAF Self-Assessment System	1 online system for SASQAF self-assessment developed by March 2022	Developed online system for SASQAF self-assessment as scheduled		



## LIST OF ABBREVIATIONS AND ACRONYMS

AC	Audit Committee
AENE	Adjustment Estimates of National Expenditure
AFASA	African Farmers' Association of South Africa
AFS	Annual Financial Statements
AG	Auditor-General
AGSA	Auditor-General South Africa
APN	Access Point Network
ASSD	Africa Symposium on Statistical Development
AUC	African Union Commission
BAUD	Barcoded Asset Audit
BDQAF	Botswana Data Quality Assurance Framework
BEE	Black Economic Empowerment
BPM	Business Process Management
BSF	Business Sampling Frame
CAPI	Computer-Assisted Personal Interview
CATI	Computer-Assisted Telephone Interview
CAWI	Computer-Assisted Web Interview
CCC	COVID-19 Crisis Steering Committee
CDC	Coega Development Corporation
CDC	Continuous Data Collection
CFO	Chief Financial Officer
CMPI	Construction Materials Price Indices
CoCA	Census of Commercial Agriculture



CoE	Compensation of Employees
Cogta	Cooperative Governance and Traditional Affairs
CPC	Central Product Classification
CPI	Consumer Price Index
CPS	Continuous Population Survey
CRM	Client Relationship Management
CRUISE	Centre for Regional and Urban Innovation and Statistical Exploration
DAFF	Department of Agriculture, Forestry and Fisheries
DCoG	Department: Cooperative Governance
DDG	Deputy Director-General
DDM	District Development Model
DEDT	Department of Economic Development and Tourism
DGDP	Departmental Growth and Development Plan
DHA	Department of Home Affairs
DPME	Department of Planning, Monitoring and Evaluation
DPSA	Department of Public Service and Administration
DPW	Department of Public Works
DTS	Domestic Tourism Survey
EAP	Employee Assistance Programme
EC	Eastern Cape
EE	Employment Equity
EEA	Environmental Economic Account

## LIST OF ABBREVIATIONS AND ACRONYMS

EECC	Employment Equity Consultation Committee
ENE	Estimates of National Expenditure
EPWP	Expanded Public Works Programme
EU	European Union
Exco	Executive Committee
FET	Further Education and Training
FM	Facilities Management
FS	Free State
FTSM	Facilities, Transport and Security Management
GAF	Growth Accounting Framework
GDP	Gross Domestic Product
GDP <sub>e</sub>	Gross Domestic Product (expenditure)
GDP <sub>p</sub>	Gross Domestic Product (production)
GET	General Education and Training
GHS	General Household Survey
GIF	Geospatial Information Frame
GP	Gauteng
GPSJS	Governance, Public Safety and Justice System Survey
GSGF	Global Statistical Geospatial Framework
HDI	Historically Disadvantaged Individual
HH	Household
HOA	Homeowners Allowance
HOD	Head of Department

HR	Human Resources
HRD	Human Resources Development
HRM	Human Resource Management
IC	Independent Certifier
ICT	Information and Communication Technology
IDP	Integrated Development Plan
IEC	Electoral Commission
IIA	Institute of Internal Auditors
IIF	Integrated Indicator Framework
IOM	International Organisation for Migration
IT	Information Technology
KZN	KwaZulu-Natal
LBOS	Lesotho Bureau of Statistics
LCS	Living Conditions Survey
LCSH	Library of Congress Subject Headings
LGI	Local Government Institutions
LP	Limpopo
MDED	Mpumalanga Department of Economic Development and Tourism
MDM	Mobile Device Management
MEBS	Mpumalanga Employment and Business Survey
MMS	Middle Management Staff
MoU	Memorandum of Understanding
MP	Member of Parliament

## LIST OF ABBREVIATIONS AND ACRONYMS

<b>MP</b>	Mpumalanga
<b>MPPN</b>	Multidimensional Poverty Peer Network
<b>MPSA</b>	Ministry for Public Service and Administration
<b>MRI</b>	Media Reputation Index
<b>MTEF</b>	Medium Term Expenditure Framework
<b>MTSF</b>	Medium Term Strategic Framework
<b>NatJOINTS</b>	National Joint Operational and Intelligence Structure
<b>NC</b>	Northern Cape
<b>NCA&amp;VES</b>	Natural Capital Accounting and Valuation of Ecosystem Services
<b>NCCC</b>	National Corona Command Council
<b>NDoH</b>	National Department of Health
<b>NDoT</b>	National Department of Transport
<b>NDP</b>	National Development Plan
<b>NIDS</b>	National Income Dynamics Study
<b>NHTS</b>	National Household Travel Survey
<b>NSA</b>	Namibia Statistics Agency
<b>NSDS</b>	National Strategy for the Development of Statistics
<b>NT</b>	National Treasury
<b>NTR</b>	National Treasury Regulations
<b>NW</b>	North West
<b>OECD</b>	Organisation for Economic Co-operation and Development
<b>OHSA</b>	Occupational Health and Safety Act
<b>OHS</b>	Occupational Health and Safety

OMF	Operations Management Framework
OoSG	Office of the Statistician-General
PASA	Population Association of Southern Africa
PAPI	Paper-Assisted Personal Interview
PES	Post-enumeration Survey
PFMA	Public Finance Management Act
PGDP	Provincial Growth and Development Plan
PN	Place Name
PPI	Producer Price Index
PPP	Public-Private Partnership
PPPFA	Preferential Procurement Policy Framework Act
PSETA	Public Service Sector Education and Training Authority
PSR	Public Service Regulation
PSU	Primary Sampling Unit
QES	Quarterly Employment Statistics
QFSM	Quarterly Financial Statistics of Municipalities
QLFS	Quarterly Labour Force Survey
QMS	Quality Management System
RISDP	Regional Indicative Strategic Development Plan
RMC	Risk Management Committee
RMSC	Risk Management Steering Committee
RSDS	Regional Strategy for the Development of Statistics
RTMC	Road Traffic Management Corporation

## LIST OF ABBREVIATIONS AND ACRONYMS

SA	South Africa
SABC	South African Broadcasting Corporation
SAC	Standards Approval Committee
SADC	Southern African Development Community
SADHS	South Africa Demographic and Health Survey
SAE	Small-area estimation
SALDRU	Southern Africa Labour and Development Research Unit
SAM	Social Accounting Matrix
SAMPI	South African Multi-dimensional Poverty Index
SAMRC	South African Medical Research Council
SANBI	South African National Biodiversity Institute
SANSS	South African National Statistics System
SAPS	South African Police Service
SARB	South African Reserve Bank
SARS	South African Revenue Service
SASA	South African Statistical Association
SASQAF	South African Statistical Quality Assessment Framework
SAT	South African Tourism
SAYP	Survey of Activities of Young People
SCM	Supply Chain Management
SDGs	Sustainable Development Goals
SDIP	Service Delivery Improvement Plan

<b>SDLC</b>	Standards Development Life Cycle
<b>SEIA</b>	Socio-Economic Impact Assessment
<b>SESE</b>	Survey of Employers and the Self-employed
<b>SEZ</b>	Special Economic Zone
<b>SG</b>	Statistician-General
<b>SHaSA</b>	Strategy for the Harmonisation of Statistics in Africa
<b>SHERQ</b>	Safety, Health, Environment, Risk, Quality
<b>SICTA</b>	Standard Industrial Classification of Tourism Activities
<b>SIF</b>	Spatial Information Frame
<b>SITA</b>	State Information Technology Agency
<b>SIEM</b>	Security Information and Event Management
<b>SMS</b>	Senior Management Staff
<b>SO</b>	Survey Officer
<b>SOOD</b>	Strategy, Operations and Organisational Development
<b>SOP</b>	Standard Operating Procedure
<b>SPC</b>	Staff Placement Committee
<b>Stats SA</b>	Statistics South Africa
<b>STI</b>	Sexually Transmitted Infection
<b>SUT</b>	Supply and Use Table
<b>SVC</b>	Statistical Value Chain
<b>SWTS</b>	School to Work Transition Survey
<b>TB</b>	Tuberculosis
<b>TLU</b>	Transvaalse Landbou-unie

## LIST OF ABBREVIATIONS AND ACRONYMS

TOSSD	Total Official Support for Sustainable Development
TUS	Time Use Survey
UIS	User Satisfaction Survey
UN	United Nations
UNGA	United Nations General Assembly
UNECA	United Nations Economic Commission for Africa
UNICEF	United Nations International Children's Fund
UNWDF	United Nations World Data Forum
USS	User Satisfaction Survey
VAS	Volunteer Activities Survey
VCT	Voluntary Counselling and Testing
VOCS	Victims of Crime Survey
WC	Western Cape
WP	Work Programme
WSP	Workplace Skills Plan
XMUVIs	Export and Import Unit Value Indices







NOTES

Lined area for notes, consisting of 20 horizontal lines.





RP: 142/2022

ISBN: 978-0-621-50345-6