

# **Census 2011 Municipal report**

## **Eastern Cape**

Report No. 03-01-50

Statistics South Africa

Pali Lehohla  
Statistician-General

**Census 2011 Municipal report – Eastern Cape/ Statistics South Africa**

Published by Statistics South Africa, Private Bag X44, Pretoria 0001

© Statistics South Africa, 2012

Users may apply or process this data, provided Statistics South Africa (Stats SA) is acknowledged as the original source of the data; that it is specified that the application and/ or analysis is the result of the user's independent processing of the data; and that neither the basic data nor any reprocessed version or application thereof may be sold or offered for sale in any form whatsoever without prior permission from Stats SA.

Stats SA Library Cataloguing-in-Publication (CIP) Data

**Census 2011 Municipal report – Eastern Cape/ Statistics South Africa.** Pretoria: Statistics South Africa, 2012

**Report no.:** 03-01-50  
**140 pp**

ISBN 978-0-621-41460-8

A complete set of Stats SA publications is available at Stats SA Library and the following libraries:

National Library of South Africa, Pretoria Division  
National Library of South Africa, Cape Town Division  
Library of Parliament, Cape Town  
Bloemfontein Public Library  
Natal Society Library, Pietermaritzburg  
Johannesburg Public Library  
Eastern Cape Library Services, King William's Town  
Central Regional Library, Polokwane  
Central Reference Library, Nelspruit  
Central Reference Collection, Kimberley  
Central Reference Library, Mmabatho

This report is available on the Stats SA website: [www.statssa.gov.za](http://www.statssa.gov.za)

For **technical enquiries** please contact:

**Diego Iturralde**  
Tel: 012 310 8922  
Fax: 086 670 9723  
Email: [diegoi@statssa.gov.za](mailto:diegoi@statssa.gov.za)

For **dissemination enquiries** contact Printing and Distribution, Statistics South Africa

Ina du Plessis  
Email: [inadp@statssa.gov.za](mailto:inadp@statssa.gov.za)

## Table of contents

|   |           |
|---|-----------|
| Introduction .....                                    | 1         |
| <b>2. Eastern Cape .....</b>                          | <b>2</b>  |
| <b>2.1 Demographics.....</b>                          | <b>2</b>  |
| 2.1.1 Age-sex structure .....                         | 2         |
| 2.1.2 Population growth rates .....                   | 11        |
| 2.1.3 Sex ratios .....                                | 12        |
| 2.1.4 Population group .....                          | 13        |
| 2.1.5 Functional age groups.....                      | 14        |
| 2.1.6 Dependency ratios .....                         | 15        |
| 2.1.7 Marital status.....                             | 16        |
| <b>2.2 Education .....</b>                            | <b>17</b> |
| 2.2.1 Highest level of education attained.....        | 17        |
| 2.2.2 School attendance .....                         | 18        |
| <b>2.3 Labour market.....</b>                         | <b>19</b> |
| 2.3.1 Unemployment rate.....                          | 19        |
| <b>2.4 Housing .....</b>                              | <b>20</b> |
| 2.4.1 Average household size.....                     | 20        |
| 2.4.2 Type of main dwelling .....                     | 21        |
| 2.4.3 Tenure status .....                             | 22        |
| 2.4.4 Household goods .....                           | 23        |
| 2.4.5 Electricity for lighting, cooking, heating..... | 24        |
| 2.4.6 Access to piped water.....                      | 25        |
| 2.4.7 Refuse disposal.....                            | 26        |
| 2.4.8 Toilet facilities.....                          | 27        |
| 2.4.9 Average household income .....                  | 28        |
| 2.4.10 Female headed households.....                  | 29        |
| 2.4.11 Child headed households .....                  | 30        |
| <b>Appendix.....</b>                                  | <b>30</b> |

## List of figures

|  |    |
|--|----|
| Figure 2.1.1.1: Distribution of the population by age and sex: Eastern Cape – 1996, 2001 and 2011 .....  | 2  |
| Figure 2.1.1.2: Distribution of the population by age and sex: Cadadu – 1996, 2001 and 2011 .....  | 3  |
| Figure 2.1.1.3: Distribution of the population by age and sex: Amathole – 1996, 2001 and 2011 .....  | 4  |
| Figure 2.1.1.4: Distribution of the population by age and sex: Chris Hani – 1996, 2001 and 2011 .....  | 5  |
| Figure 2.1.1.5: Distribution of the population by age and sex: Joe Gqabi – 1996, 2001 and 2011 .....   | 6  |
| Figure 2.1.1.6: Distribution of the population by age and sex: O.R. Tambo – 1996, 2001 and 2011 .....  | 7  |
| Figure 2.1.1.7: Distribution of the population by age and sex: Alfred Nzo – 1996, 2001 and 2011 .....  | 8  |
| Figure 2.1.1.8: Distribution of the population by age and sex: Buffalo City – 1996, 2001 and 2011 .....  | 9  |
| Figure 2.1.1.9: Distribution of the population by age and sex: Nelson Mandela Bay – 1996, 2001 and 2011 .....  | 10 |
| Figure 2.1.2.1: Population growth rates by district municipality – 1996, 2001 and 2011 .....   | 11 |
| Figure 2.1.3.1: Sex ratios by district municipality – 1996, 2001 and 2011 .....  | 12 |
| Figure 2.1.4.1: Distribution of the population by population group and district municipality – 1996, 2001 and 2011 .....   | 13 |
| Figure 2.1.5.1: Distribution of the population by functional age groups and district municipality – 1996, 2001 and 2011 .....  | 14 |
| Figure 2.1.6.1: Dependency ratio by district municipality – 1996, 2001 and 2011 .....  | 15 |
| Figure 2.1.7.1: Distribution of the population by marital status and district municipality – 1996, 2001 and 2011 .....   | 16 |
| Figure 2.2.1.1: Distribution of the population aged 20 years and older by highest level of education and district municipality – 1996, 2001 and 2011 .....   | 17 |
| Figure 2.2.2.1: Distribution of the population aged 5–24 attending school by district municipality – 1996, 2001 and 2011 .....   | 18 |
| Figure 2.3.1.1: Unemployment rate (official definition) by district municipality - 1996, 2001 and 2011 .....   | 19 |
| Figure 2.4.1.1: Average household size by district municipality – 1996, 2001 and 2011 .....  | 20 |
| Figure 2.4.2.1: Distribution of households by type of main dwelling and district municipality – 1996, 2001 and 2011 .....  | 21 |
| Figure 2.4.3.1: Distribution of households by tenure status and district municipality - 2001 and 2011 .....  | 22 |
| Figure 2.4.4.1: Distribution of households with a radio, television, computer, refrigerator, landline/ telephone, cell phone and access to internet by district municipality - 2001 and 2011 ..... | 23 |
| Figure 2.4.5.1: Distribution of households using electricity for lighting, cooking and heating by district municipality – 1996, 2001 and 2011 .....  | 24 |
| Figure 2.4.6.1: Distribution of households having access to piped water by district municipality – 1996, 2001 and 2011 .....   | 25 |
| Figure 2.4.7.1: Distribution of households by type of refuse removal and district municipality - 1996, 2001 and 2011 .....   | 26 |
| Figure 2.4.8.1: Distribution of households by type of toilet facility and district municipality – 1996, 2001 and 2011 .....  | 27 |
| Figure 2.4.9.1: Distribution of average household income by district municipality – 2001 and 2011 .....  | 28 |
| Figure 2.4.10.1: Distribution of female headed households by district municipality – 1996, 2001 and 2011 .....   | 29 |
| Figure 2.4.11.1: Distribution of child headed households by district municipality – 1996, 2001 and 2011 .....  | 30 |

## List of tables

|  |    |
|--|----|
| <b>Age and sex structure, DC10: Cacadu district</b> .....  | 30 |
| Table 2.1.1.1: Distribution of the population by age and sex: Camdeboo municipality – 1996, 2001 and 2011 .....            | 31 |
| Table 2.1.1.2: Distribution of the population by age and sex: Blue Crane Route municipality – 1996, 2001 and 2011 .....    | 32 |
| Table 2.1.1.3: Distribution of the population by age and sex: kwezi municipality – 1996, 2001 and 2011 .....               | 33 |
| Table 2.1.1.4: Distribution of the population by age and sex: Makana municipality – 1996, 2001 and 2011 .....              | 34 |
| Table 2.1.1.5: Distribution of the population by age and sex: Ndlambe municipality – 1996, 2001 and 2011 .....             | 35 |
| Table 2.1.1.6: Distribution of the population by age and sex: Sunday River Valley municipality – 1996, 2001 and 2011 ..... | 36 |
| Table 2.1.1.7: Distribution of the population by age and sex: Baviaans municipality – 1996, 2001 and 2011 .....            | 37 |
| Table 2.1.1.8: Distribution of the population by age and sex: Kouga municipality – 1996, 2001 and 2011 .....               | 38 |
| Table 2.1.1.9: Distribution of the population by age and sex: Kou-Kamma municipality – 1996, 2001 and 2011 .....           | 39 |
| <b>Age and sex structure, DC12: Amathole district</b> .....  | 40 |
| Table 2.1.1.10: Distribution of the population by age and sex: Mbashe municipality – 1996, 2001 and 2011 .....             | 40 |
| Table 2.1.1.11: Distribution of the population by age and sex: Mquma municipality – 1996, 2001 and 2011 .....              | 41 |
| Table 2.1.1.12: Distribution of the population by age and sex: Great Kei municipality – 1996, 2001 and 2011 .....          | 42 |
| Table 2.1.1.13: Distribution of the population by age and sex: Amahlathi municipality – 1996, 2001 and 2011 .....          | 43 |
| Table 2.1.1.14: Distribution of the population by age and sex: Ngqushwa municipality – 1996, 2001 and 2011 .....           | 44 |
| Table 2.1.1.15: Distribution of the population by age and sex: Nkokobe municipality – 1996, 2001 and 2011 .....            | 45 |
| Table 2.1.1.16: Distribution of the population by age and sex: Nxuba municipality – 1996, 2001 and 2011 .....              | 46 |
| <b>Age and sex structure, DC13: Chris Hani district</b> .....  | 47 |
| Table 2.1.1.17: Distribution of the population by age and sex: Inxuba Yethemba municipality – 1996, 2001 and 2011 .....    | 47 |
| Table 2.1.1.18: Distribution of the population by age and sex: Tsolwana municipality – 1996, 2001 and 2011 .....           | 48 |
| Table 2.1.1.19: Distribution of the population by age and sex: Inkwanca municipality – 1996, 2001 and 2011 .....           | 49 |
| Table 2.1.1.20: Distribution of the population by age and sex: Lukanji municipality – 1996, 2001 and 2011 .....            | 50 |
| Table 2.1.1.21: Distribution of the population by age and sex: Intsika Yethu municipality – 1996, 2001 and 2011 .....      | 51 |
| Table 2.1.1.22: Distribution of the population by age and sex: Emalahleni municipality – 1996, 2001 and 2011 .....         | 52 |
| Table 2.1.1.23: Distribution of the population by age and sex: Engcobo municipality – 1996, 2001 and 2011 .....            | 53 |
| Table 2.1.1.24: Distribution of the population by age and sex: Sakhisizwe municipality – 1996, 2001 and 2011 .....         | 54 |
| <b>Age and sex structure, DC14: Joe Gqabi district</b> .....   | 55 |
| Table 2.1.1.25: Distribution of the population by age and sex: Elundini municipality – 1996, 2001 and 2011 .....           | 55 |
| Table 2.1.1.26: Distribution of the population by age and sex: Senqu municipality – 1996, 2001 and 2011 .....              | 56 |
| Table 2.1.1.27: Distribution of the population by age and sex: Maletswai municipality – 1996, 2001 and 2011 .....          | 57 |

|  |           |
|--|-----------|
| Table 2.1.1.28: Distribution of the population by age and sex: Gariep municipality – 1996, 2001 and 2011 .....   | 58        |
| <b>Age and sex structure, DC15: O.R. Tambo district</b> .....  | <b>59</b> |
| Table 2.1.1.29: Distribution of the population by age and sex: Ngquza Hill municipality – 1996, 2001 and 2011.....   | 59        |
| Table 2.1.1.30: Distribution of the population by age and sex: Port St Johns municipality – 1996, 2001 and 2011 .....  | 60        |
| Table 2.1.1.31: Distribution of the population by age and sex: Nyandeni municipality – 1996, 2001 and 2011 .....   | 61        |
| Table 2.1.1.32: Distribution of the population by age and sex: Mhlontlo municipality – 1996, 2001 and 2011.....  | 62        |
| Table 2.1.1.33: Distribution of the population by age and sex: King Sabata Dalindyebo municipality – 1996, 2001 and 2011 .....   | 63        |
| <b>Age and sex structure, DC44: Alfred Nzo district</b> .....  | <b>64</b> |
| Table 2.1.1.34: Distribution of the population by age and sex: Matatiele municipality – 1996, 2001 and 2011.....   | 64        |
| Table 2.1.1.35: Distribution of the population by age and sex: Umtzimvubu municipality – 1996, 2001 and 2011 .....   | 65        |
| Table 2.1.1.36: Distribution of the population by age and sex: Mbizana municipality – 1996, 2001 and 2011 .....  | 66        |
| Table 2.1.1.37: Distribution of the population by age and sex: Ntabankulu municipality – 1996, 2001 and 2011.....  | 67        |
| Table 2.1.1.38: Distribution of the population by age and sex: Buffalo City metropolitan municipality – 1996, 2001 and 2011 .....  | 68        |
| Table 2.1.1.39: Distribution of the population by age and sex: Nelson Mandela Bay metropolitan municipality – 1996, 2001 and 2011 .....                                      | 69        |
| Table 2.1.2.1: Population growth rates by municipality – 1996, 2001 and 2011 .....   | 70        |
| Table 2.1.3.1: Sex ratios by municipality – 1996, 2001 and 2011 .....  | 72        |
| Table 2.1.4.1: Distribution of the population by population group (Black African), sex and municipality – 1996, 2001 and 2011.....   | 74        |
| Table 2.1.4.2: Distribution of the population by population group (Coloured), sex and municipality – 1996, 2001 and 2011 .....   | 76        |
| Table 2.1.4.3: Distribution of the population by population group (Indian/Asian), sex and municipality – 1996, 2001 and 2011 .....   | 78        |
| Table 2.1.4.4: Distribution of the population by population group (White), sex and municipality – 1996, 2001 and 2011.....   | 80        |
| Table 2.1.5.1: Distribution of the population by functional age groups, sex and municipality – 1996, 2001 and 2011 .....   | 82        |
| Table 2.1.6.1: Dependency ratios by municipality - 1996, 2001 and 2011.....  | 89        |
| Table 2.1.7.1: Distribution of the population by marital status and municipality - 1996, 2001 and 2011 .....   | 91        |
| Table 2.2.1.1: Distribution of the population aged 20 years and older by highest level of education attained, sex and municipality – 1996, 2001 and 2011 .....               | 93        |
| Table 2.2.2.1: Distribution of the population aged 5-24 years by school attendance, sex and municipality – 1996, 2001 and 2011.....  | 105       |
| Table 3.1.1.1: Distribution of the population aged between 15 and 64 years by employment status and municipality – 1996, 2001 and 2011 .....                                 | 111       |
| Table 2.4.1.1: Average household size by municipality – 1996, 2001 and 2011 .....  | 113       |
| Table 2.4.2.1: Distribution of households by type of main dwelling and municipality – 1996, 2001 and 2011 .....  | 115       |
| Table 2.4.3.1: Distribution of households by tenure status and municipality – 1996, 2001 and 2011 .....  | 117       |
| Table 2.4.4.1: Distribution of households with a radio, television, refrigerator, computer, cellphone, landline and access to internet by municipality - 2001 and 2011 ..... | 119       |
| Table 2.4.5.1: Distribution of households using electricity for lighting, cooking and heating by municipality – 1996, 2001 and 2011 .....                                    | 121       |
| Table 2.4.6.1: Distribution of households having access to piped (tap) water by municipality – 1996, 2001 and 2011 .....   | 123       |
| Table 2.4.7.1: Distribution of households by type of refuse removal and municipality – 1996, 2001 and 2011 .....   | 125       |

|   |     |
|---|-----|
| Table 2.4.8.1: Distribution of households by type of toilet facility and municipality – 1996, 2001 and 2011 ..... | 127 |
| Table 2.4.9: Distribution of average household income by municipality – 2001 and 2011 .....                       | 129 |
| Table 2.4.10.1: Distribution of female headed households by municipality – 1996, 2001 and 2011 .....              | 131 |
| Table 2.4.11.1: Distribution of child headed (0-17 years) households by municipality – 1996, 2001 and 2011 .....  | 133 |

## Introduction

South Africa has had three censuses since the first general elections in 1994. The first census was conducted in 1996, the second one followed five years later (2001), whilst the recent census was conducted just over a year ago (2011). In this publication, data from the three censuses are compared.

The following points are brought to the attention of the reader of this publication:

- Comparisons of the results of labour market indicators in the post-apartheid population censuses over time have been a cause for concern. Improvements to key questions over the years mean that the labour market outcomes based on the post-apartheid censuses have to be analysed with caution. Such analysis, will be the subject of research published in a separate publication in 2013. The differences in the results over the years may be partly attributable to improvements in the questionnaire since 1996 rather than to actual developments in the labour market. The numbers published in this volume for the 1996, 2001, and 2011 censuses are therefore not comparable over time and are higher from those published by Statistics South Africa in the surveys designed specifically for capturing official labour market results.
- For purposes of comparison over the period 1996–2011, certain categories of responses to questions in the censuses of 1996, 2001 and 2011, have either been merged or separated.
- The tenure status question for 1996 has been dropped since the question asked was totally unrelated to that asked thereafter. Comparisons for 2001 and 2011 do however remain.
- All household variables are controlled for housing units only and hence exclude all collective living arrangements as well as transient populations.
- The slight differences in totals for annual household income as compared to that published in the Statistical Release of Census 2011 are due to rounding.
- When making comparisons of any indicator it must be taken into account that the time period between the first two censuses is five years and that between the second and third censuses is ten years. Although Census captures information at one given point in time, the period available for an indicator to change is different.



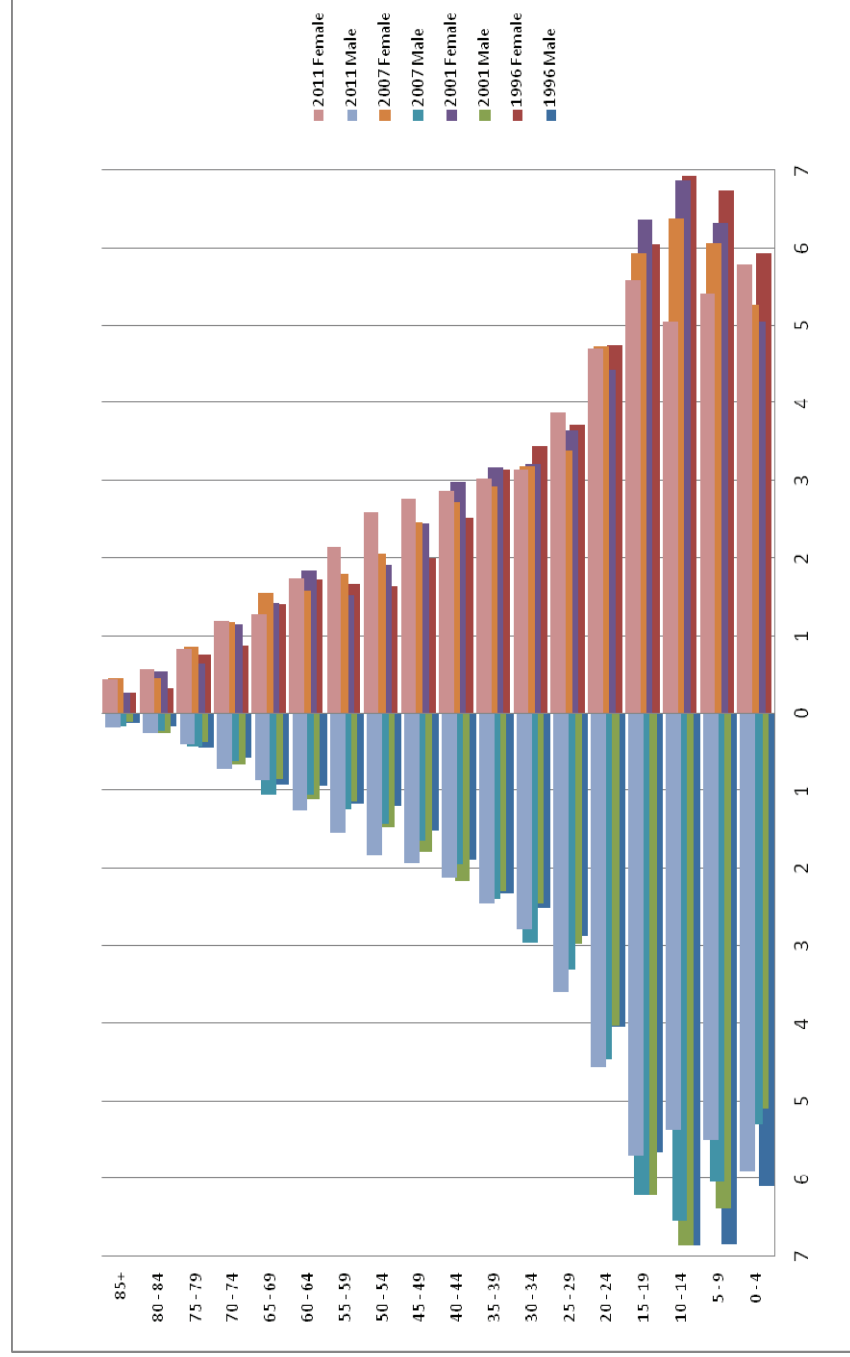
## 2. Eastern Cape

### 2.1 Demographics

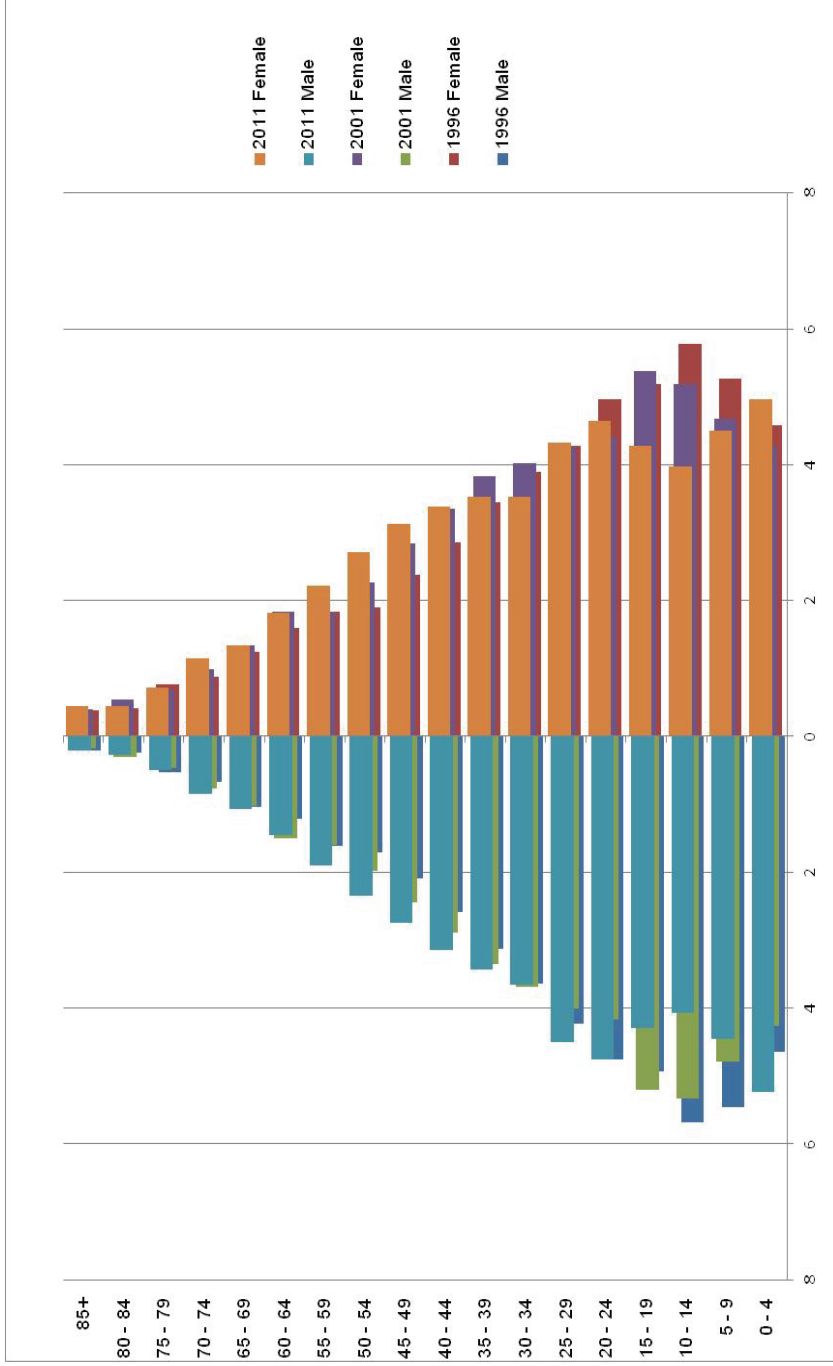
#### 2.1.1 Age-sex structure

Figures 2.1.1.1 to 2.1.1.9 show the age-sex structure for the Eastern Cape and its respective districts. Population pyramids illustrates the age-sex structure of the population.

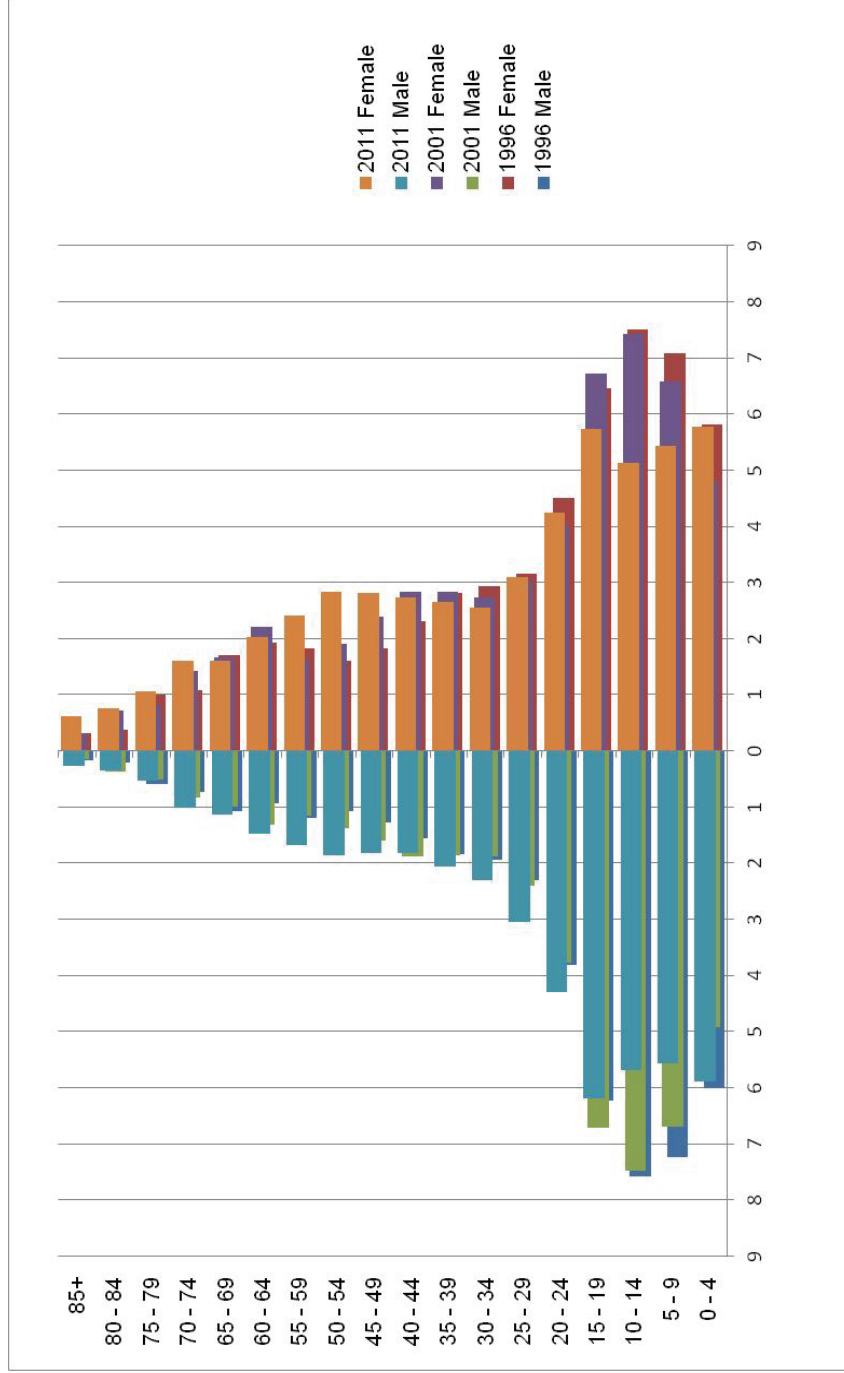
**Figure 2.1.1.1: Distribution of the population by age and sex: Eastern Cape – 1996, 2001 and 2011**



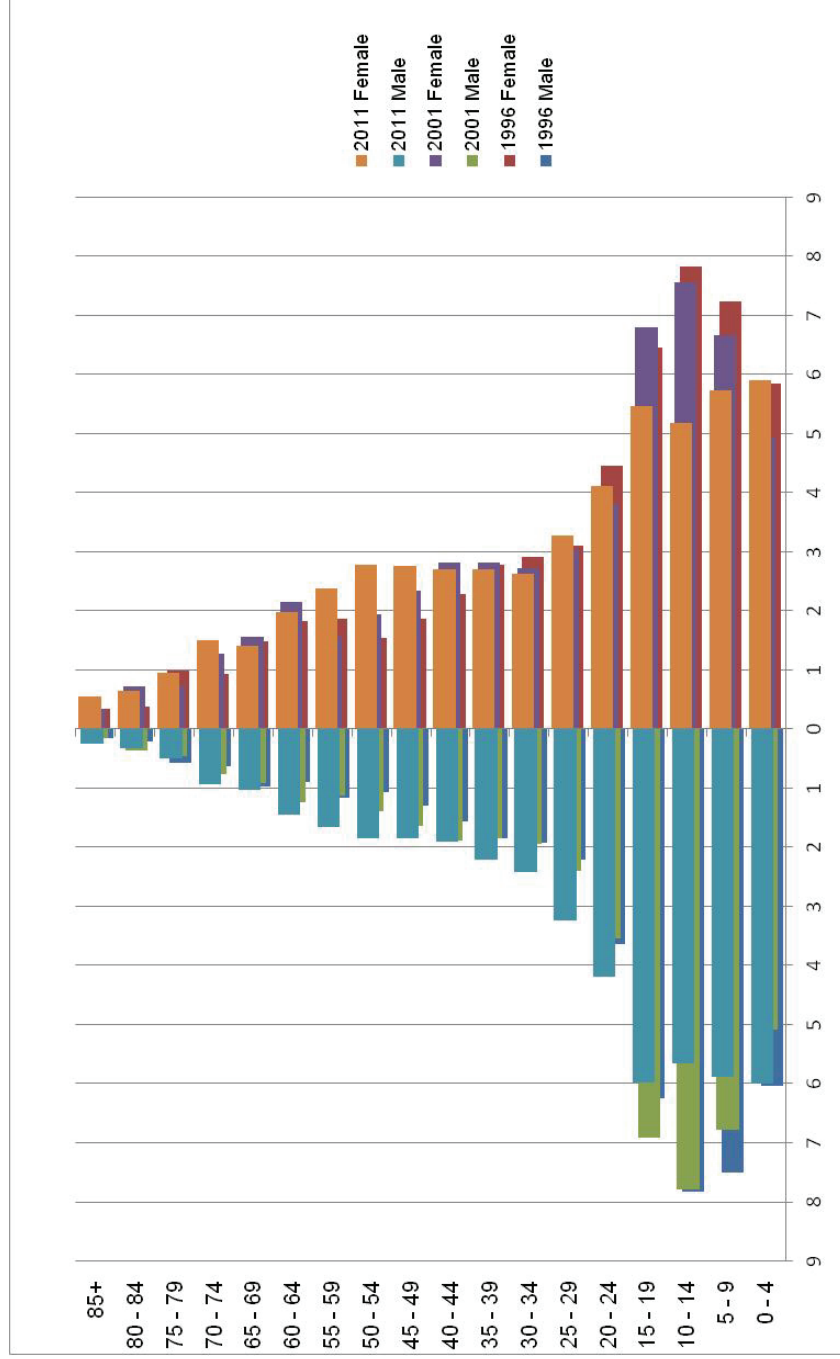
**Figure 2.1.1.2: Distribution of the population by age and sex: Cacadu – 1996, 2001 and 2011**



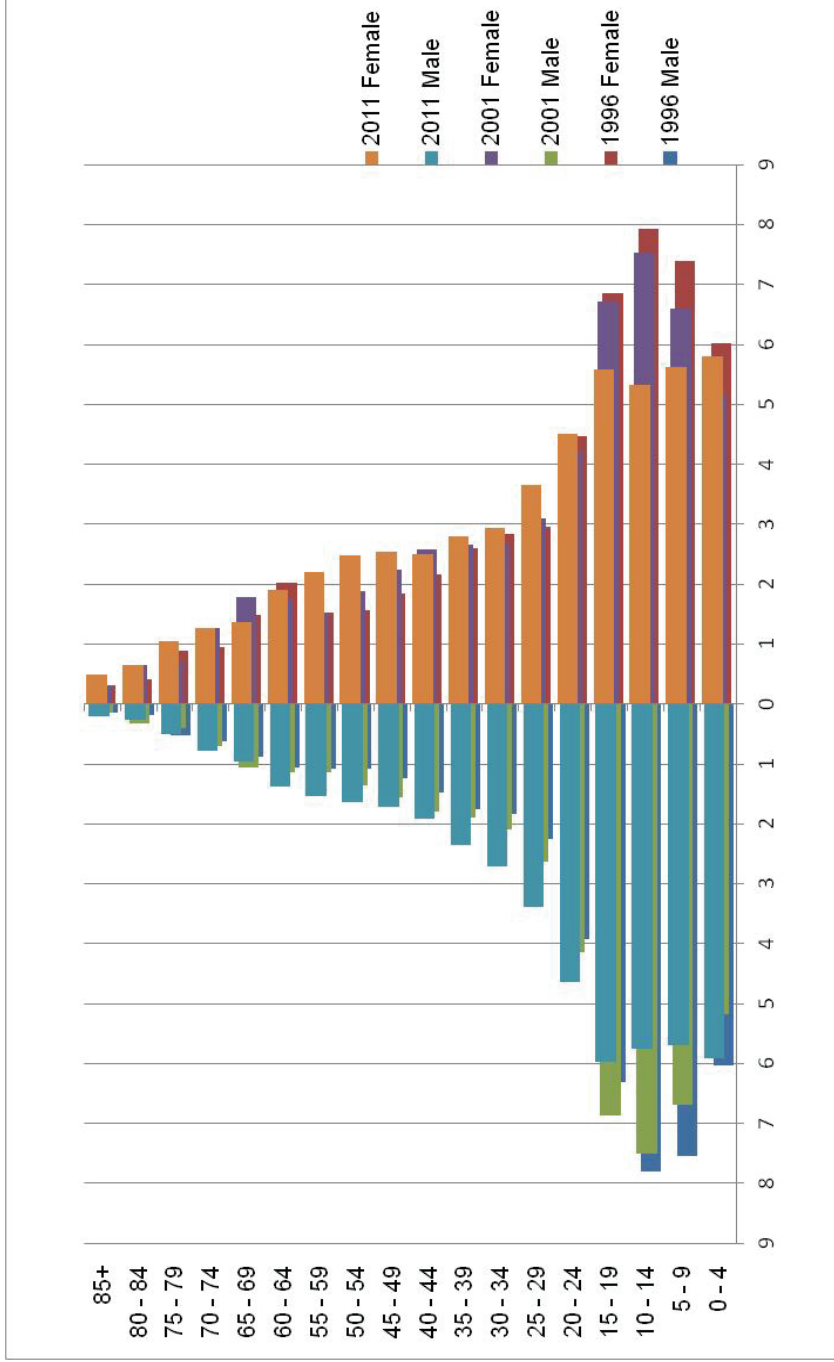
**Figure 2.1.1.3: Distribution of the population by age and sex: Amathole – 1996, 2001 and 2011**



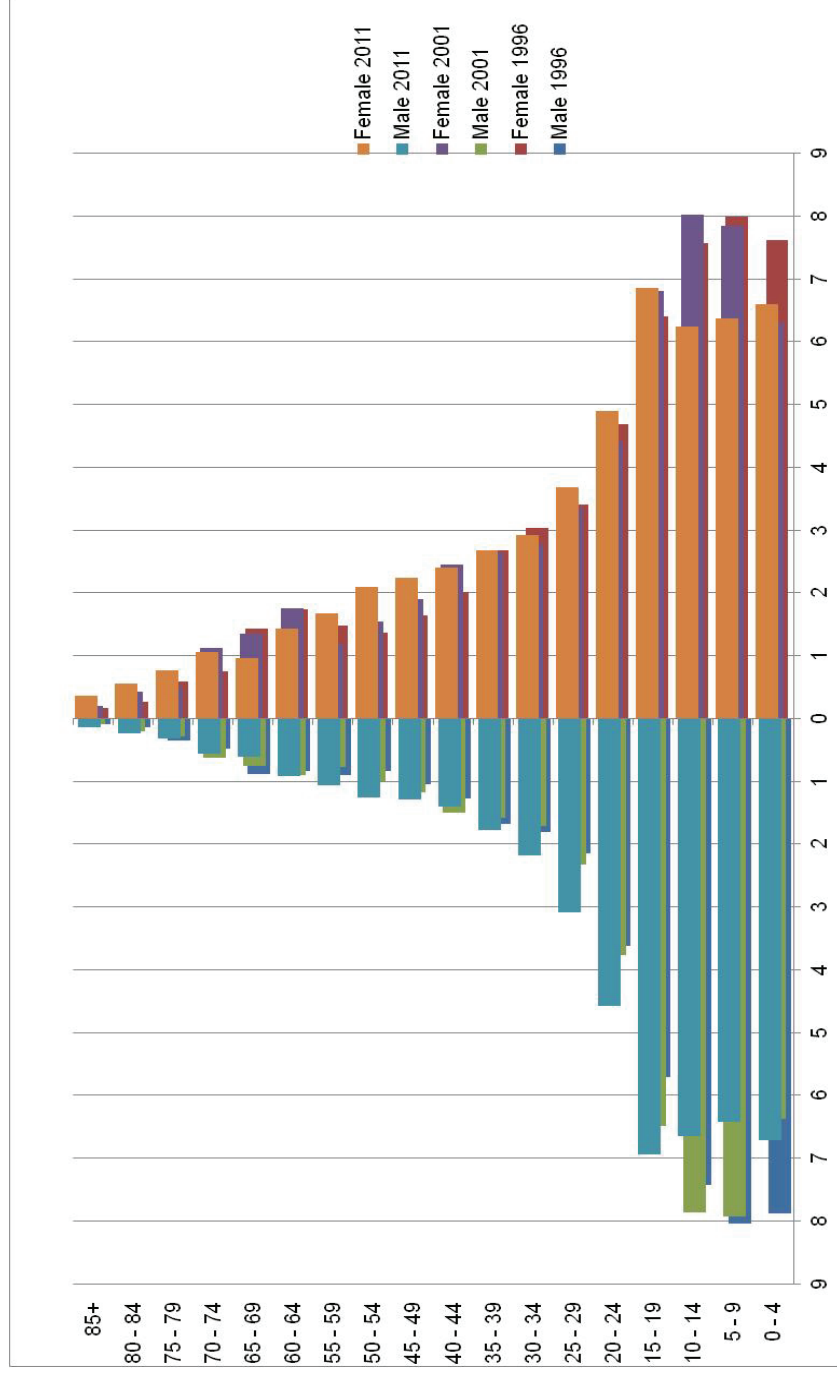
**Figure 2.1.1.4: Distribution of the population by age and sex: Chris Hani – 1996, 2001 and 2011**



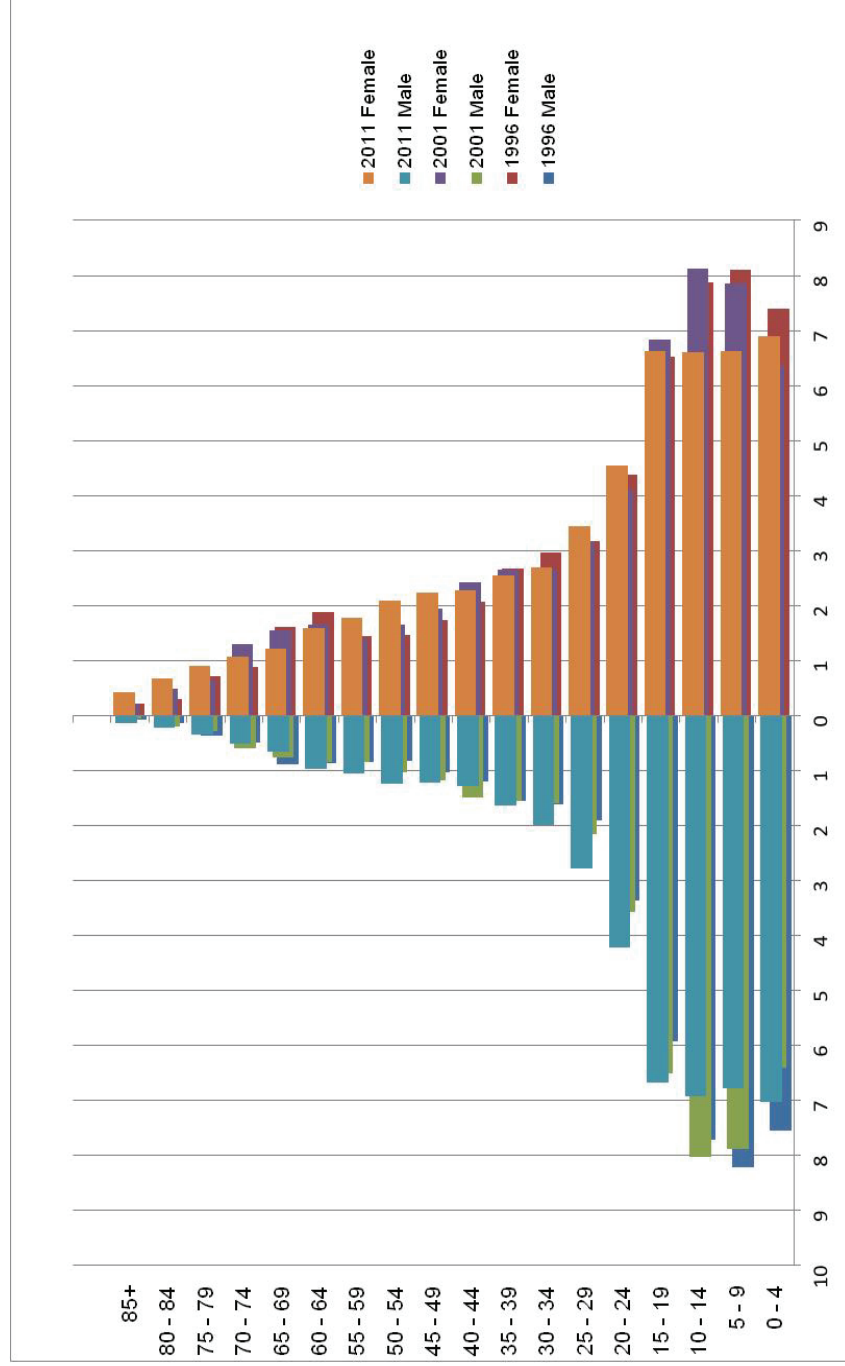
**Figure 2.1.1.5: Distribution of the population by age and sex: Joe Gqabi – 1996, 2001 and 2011**



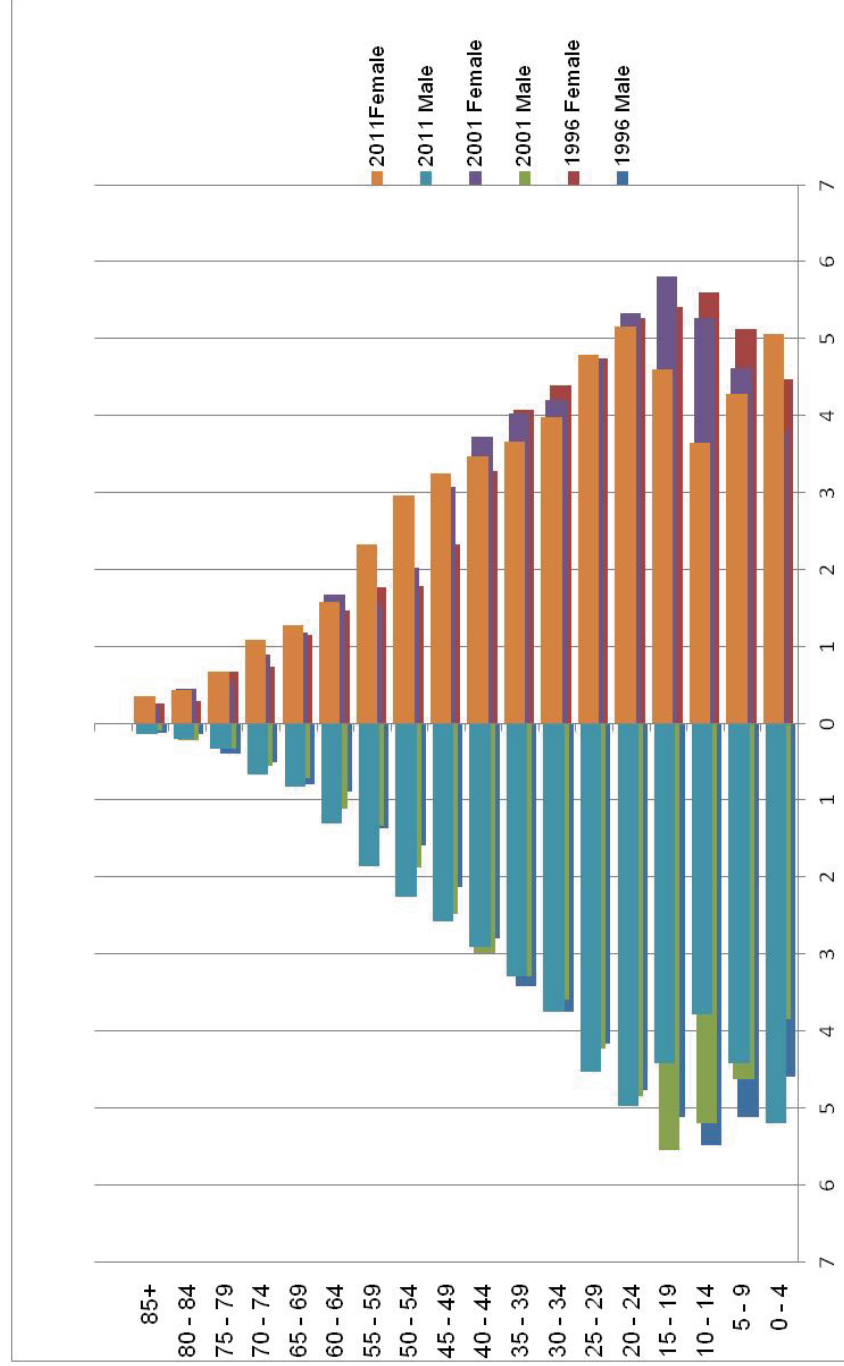
**Figure 2.1.1.6: Distribution of the population by age and sex: O.R. Tambo – 1996, 2001 and 2011**



**Figure 2.1.1.7: Distribution of the population by age and sex: Alfred Nzo – 1996, 2001 and 2011**

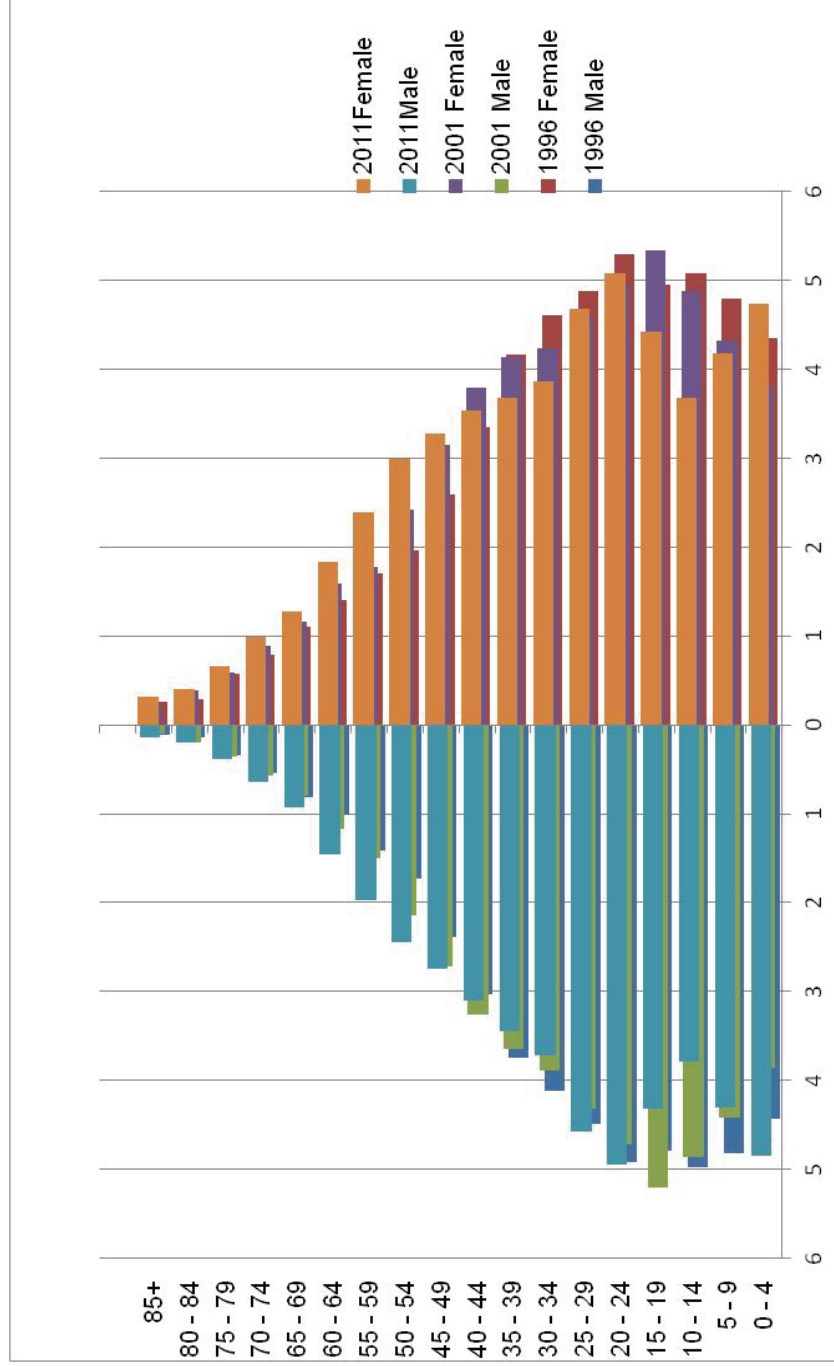


**Figure 2.1.1.8: Distribution of the population by age and sex: Buffalo City – 1996, 2001 and 2011**



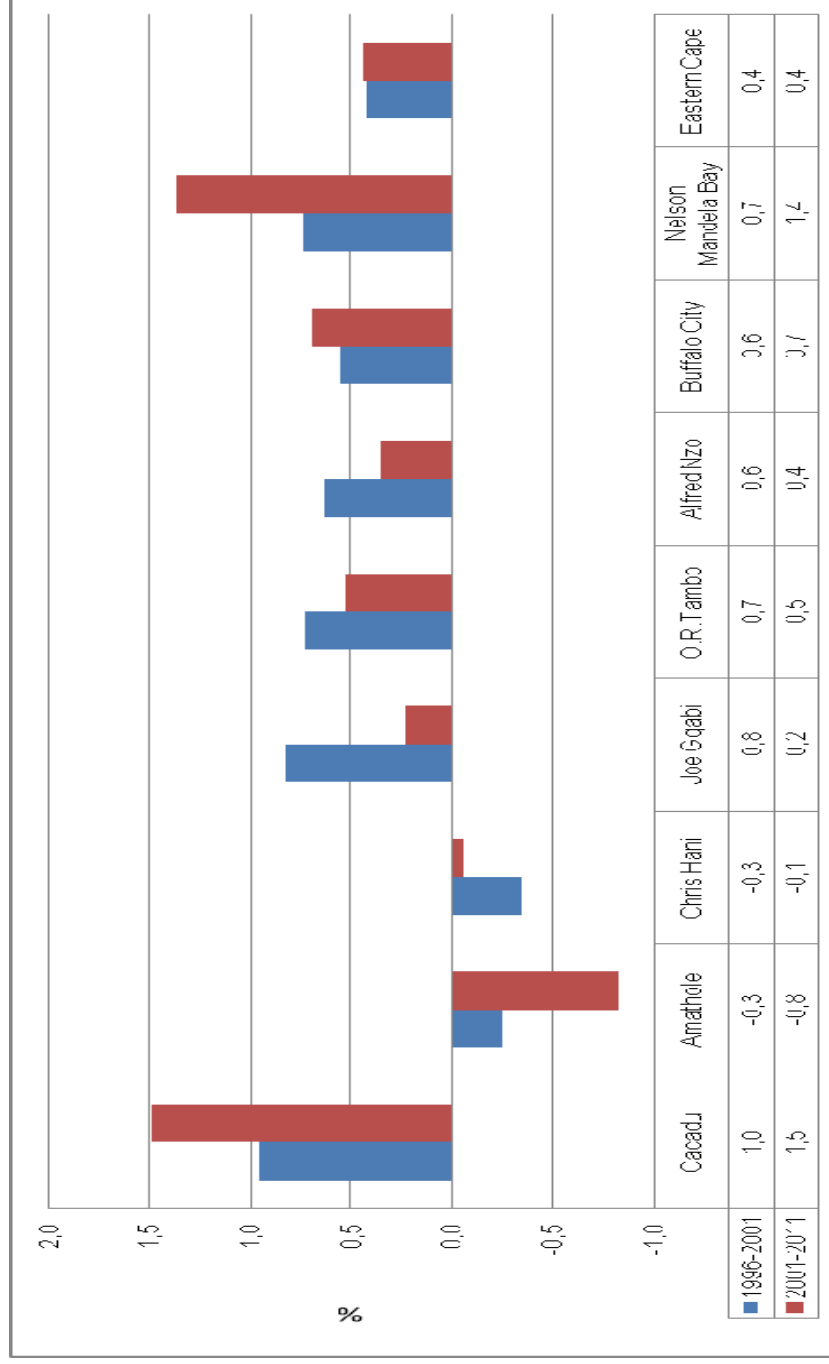


**Figure 2.1.1.9: Distribution of the population by age and sex: Nelson Mandela Bay – 1996, 2001 and 2011**



### 2.1.2 Population growth rates

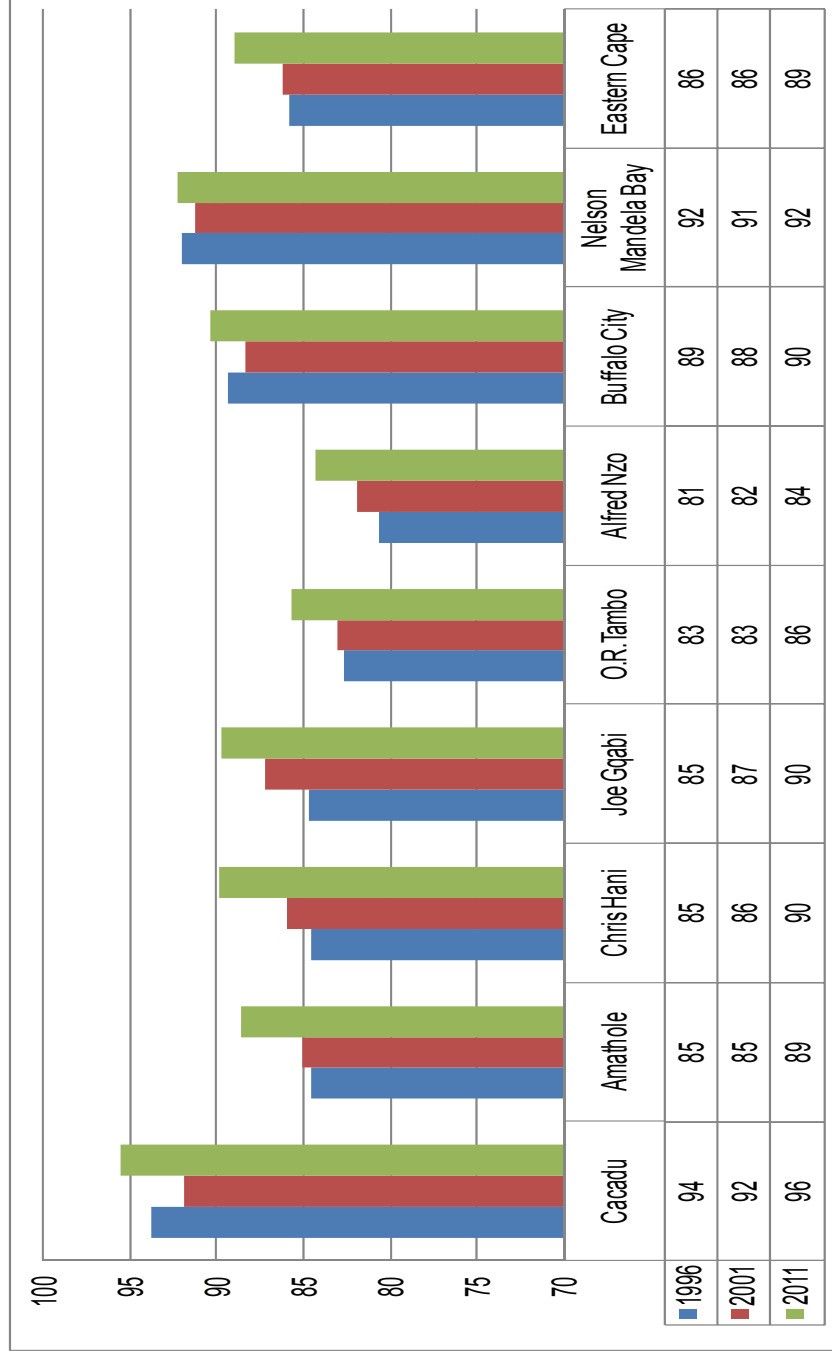
**Figure 2.1.2.1: Population growth rates by district municipality – 1996, 2001 and 2011**



The above figure shows that the provincial growth for the province remained largely unchanged in the periods 1996-2001 and 2001-2011 (0,4%) though there are disparities across districts. Cacadu and the Nelson Mandela Bay metropolitan grew at a rate higher than the provincial average (1,5% and 1,4% respectively in the 2001 and 2011 period), while Amathole declined.

### 2.1.3 Sex ratios

**Figure 2.1.3.1: Sex ratios by district municipality – 1996, 2001 and 2011**



Results reveal that there are more females than males across all districts in the Eastern Cape. Alfred Nzo district has the lowest number of men per 100 women (84) in 2011.



### 2.1.5 Functional age groups

**Figure 2.1.5.1: Distribution of the population by functional age groups and district municipality – 1996, 2001 and 2011**

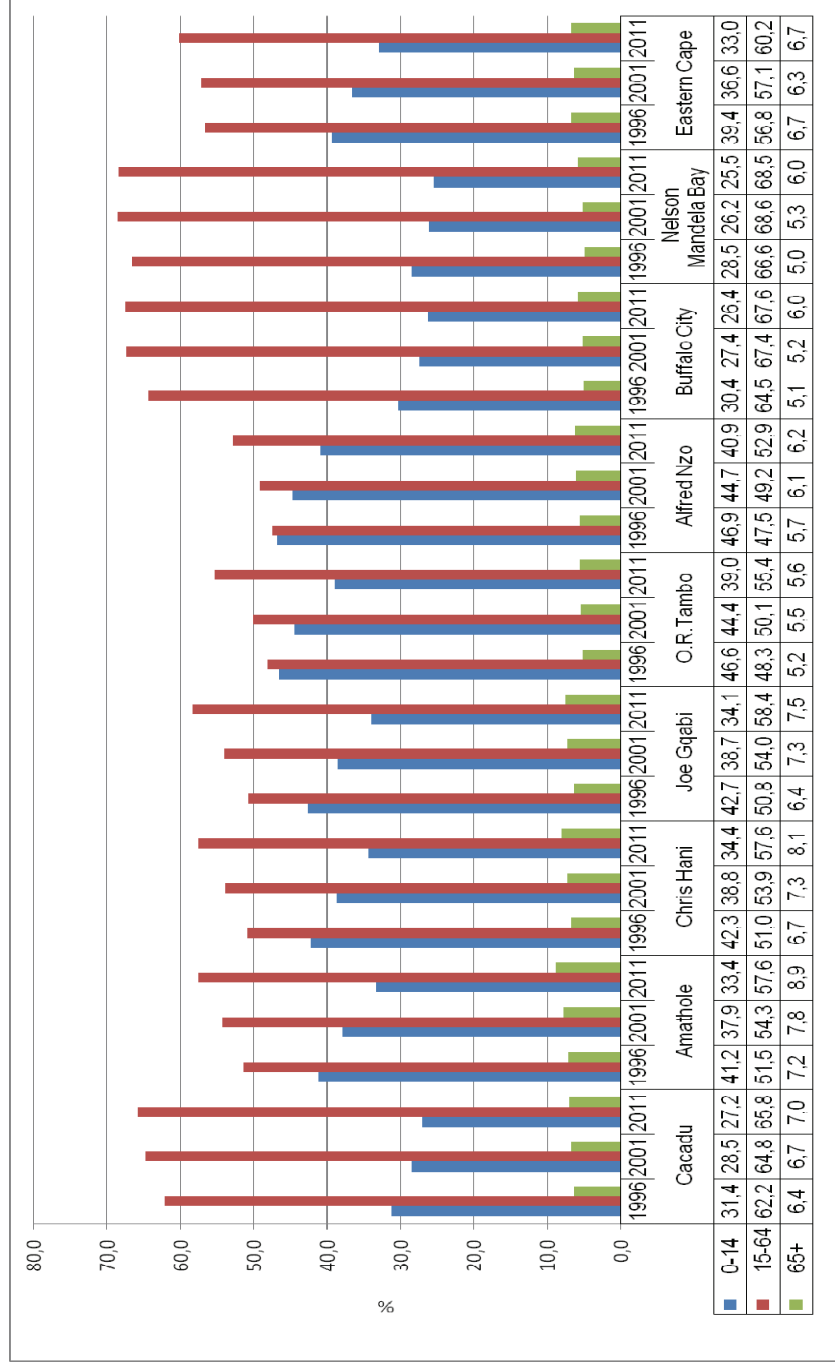


Figure 2.1.5.1 shows a consistent decline in the proportion of the population aged 0–14; an increase in the 15–64 and 65+ age groups.

### 2.1.6 Dependency ratios

Dependency ratios provide insights on the potential dependency burden of children aged under 15 years and people aged over 65 years to the working population aged 15–64 years.

**Figure 2.1.6.1: Dependency ratio by district municipality – 1996, 2001 and 2011**

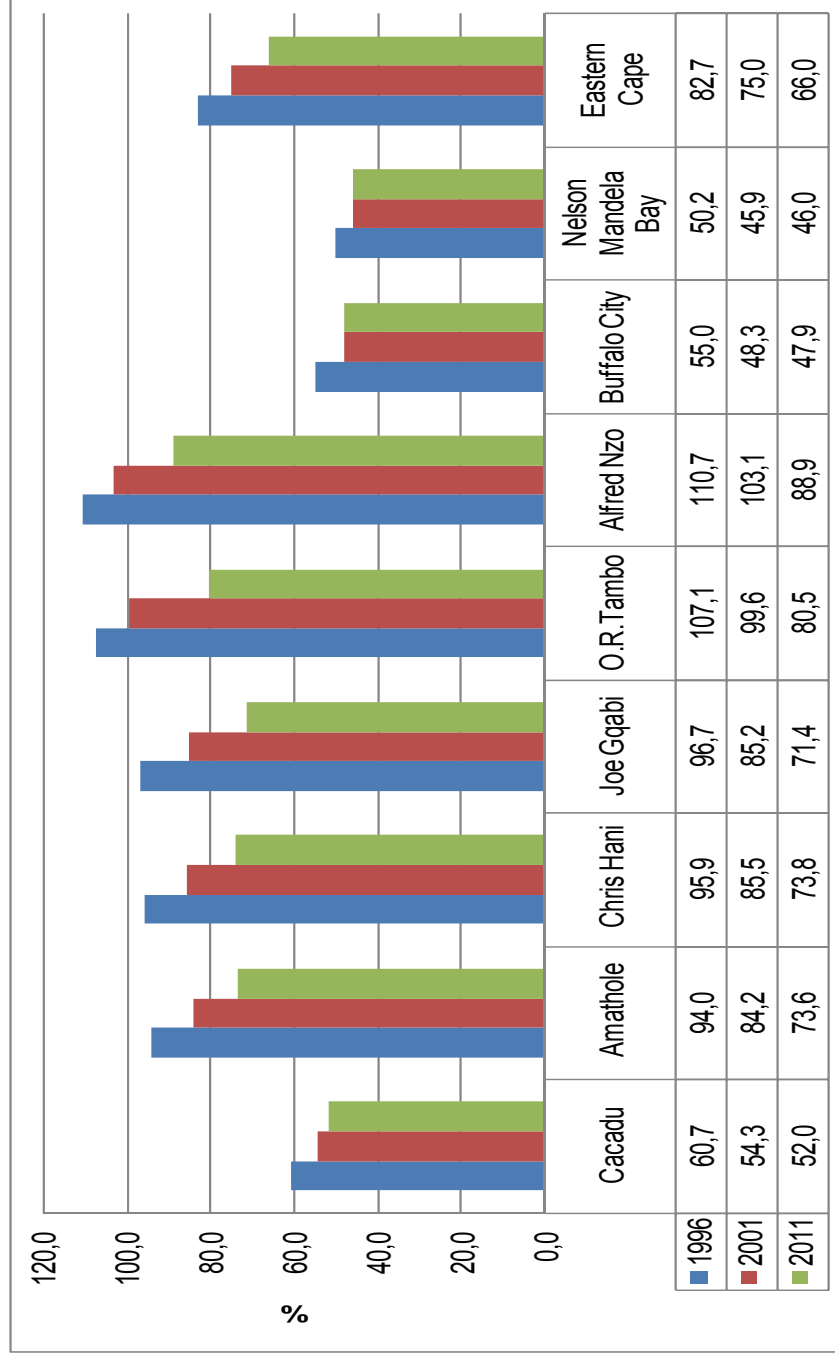


Figure 2.1.6.1 shows a decline in the dependency ratio across districts. Nelson Mandela Bay metro, Buffalo City and Cacadu districts have lower dependency ratios compared to the provincial average.



## 2.2 Education

### 2.2.1 Highest level of education attained

**Figure 2.2.1.1: Distribution of the population aged 20 years and older by highest level of education and district municipality – 1996, 2001 and 2011**

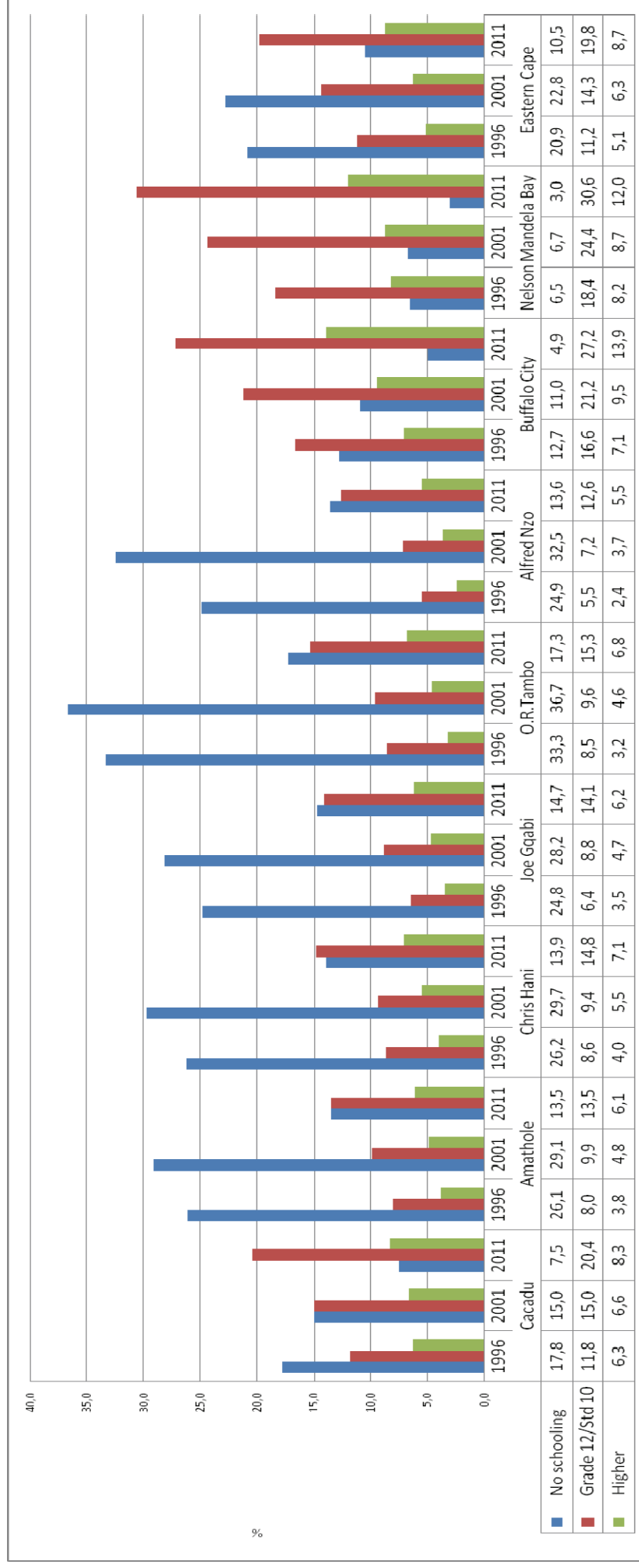


Figure 2.2.1.1 shows that the proportion of people who completed Grade 12/ Std 10 has increased over time; Nelson Mandela Bay metro and Buffalo city have the highest proportions in the province (30,6% and 27,2% respectively). Proportions of people with higher education also increased across all districts. The graph also suggests a significant decline in the proportion of people with no schooling, although the increase in 2001 for some districts needs further investigation.



### 2.2.2 School attendance

**Figure 2.2.2.1: Distribution of the population aged 5–24 attending school by district municipality – 1996, 2001 and 2011**

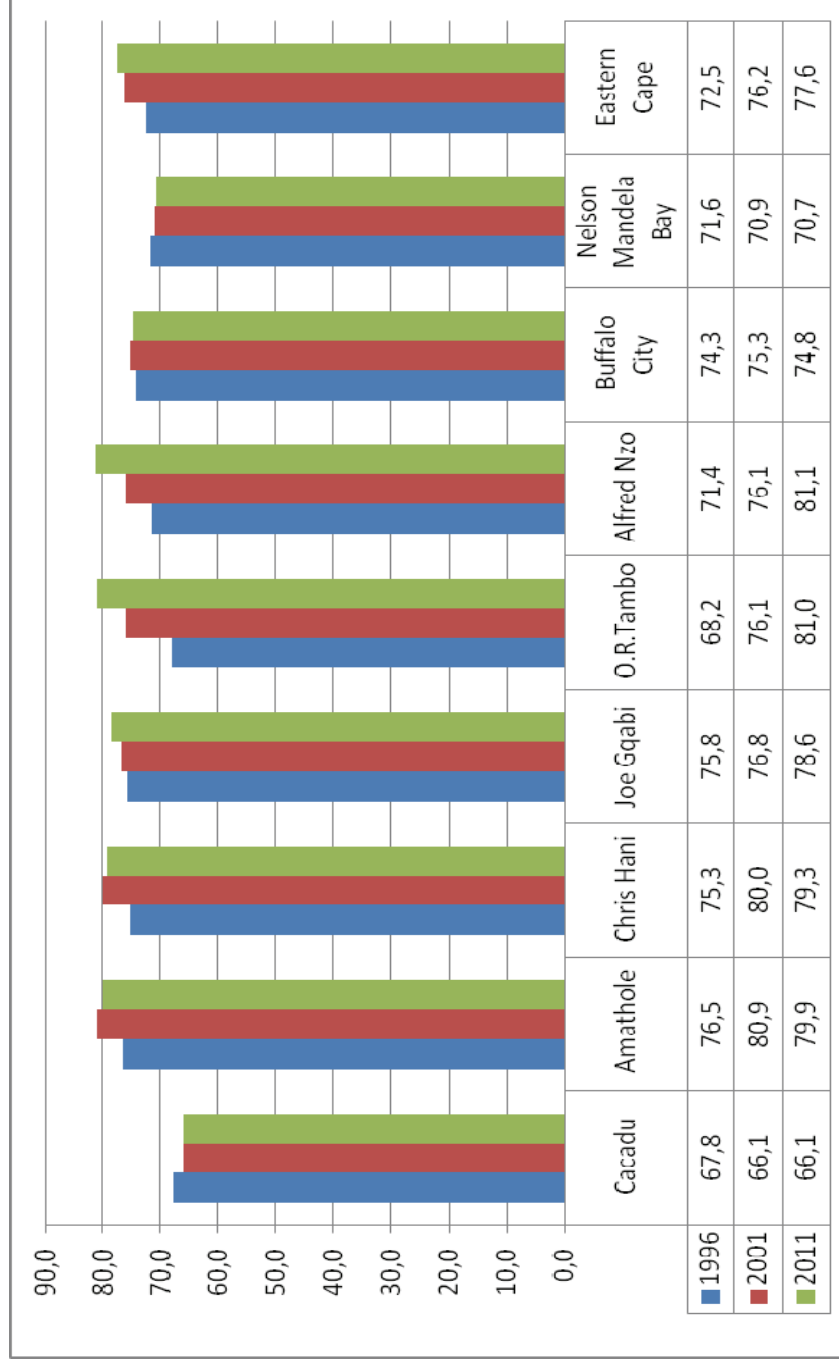
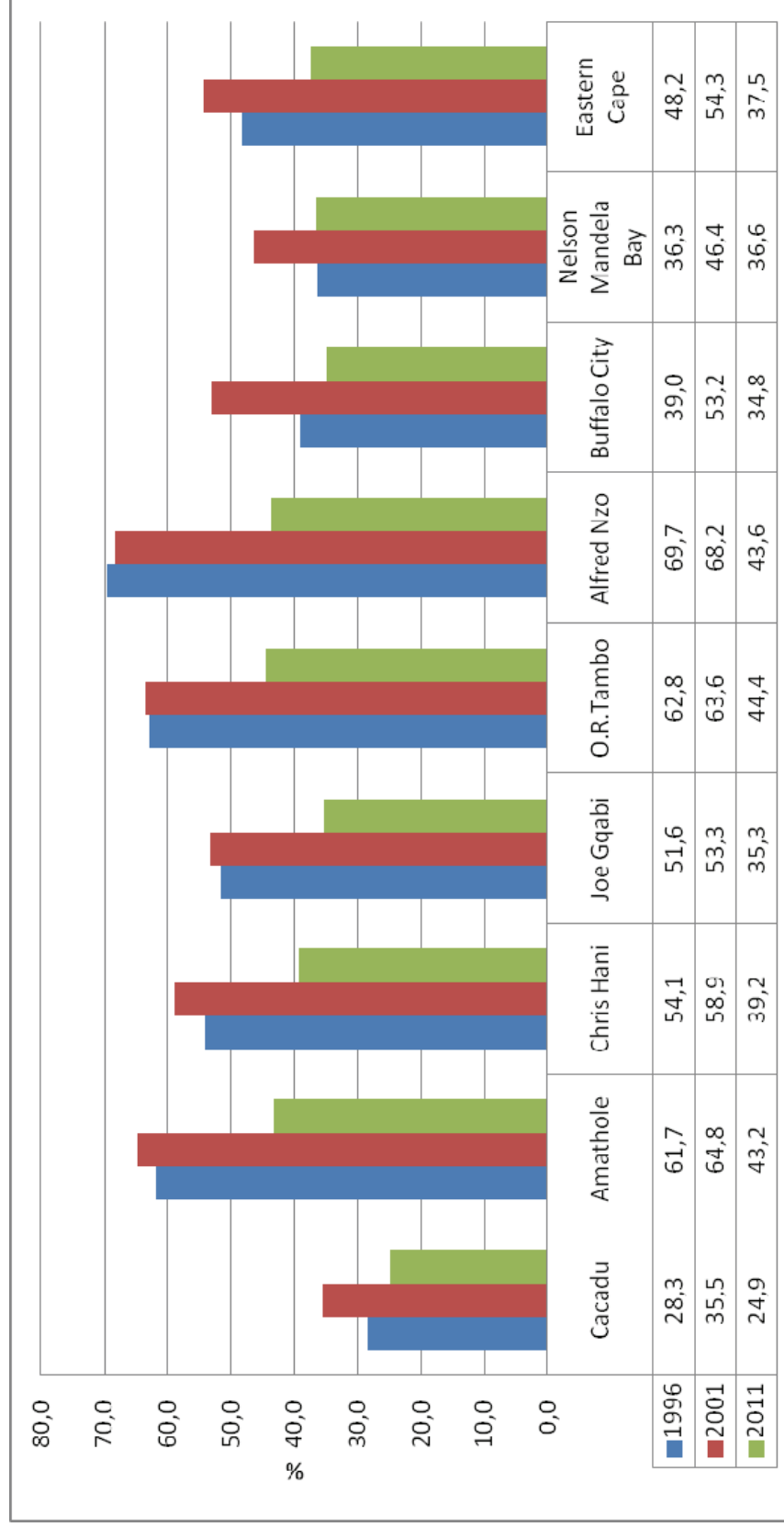


Figure 2.2.2.1 shows a general increase in the proportion of the population that is attending school in the province.

## 2.3 Labour market

### 2.3.1 Unemployment rate

**Figure 2.3.1.1: Unemployment rate (official definition) by district municipality - 1996, 2001 and 2011**



Trends in unemployment rate as shown by Figure 2.3.1.1 suggest an increase between 1996 and 2001, and thereafter a decline across districts. **Readers are requested to heed the disclaimer in the introduction to this publication.**

## 2.4 Housing

### 2.4.1 Average household size

Figure 2.4.1.1: Average household size by district municipality – 1996, 2001 and 2011

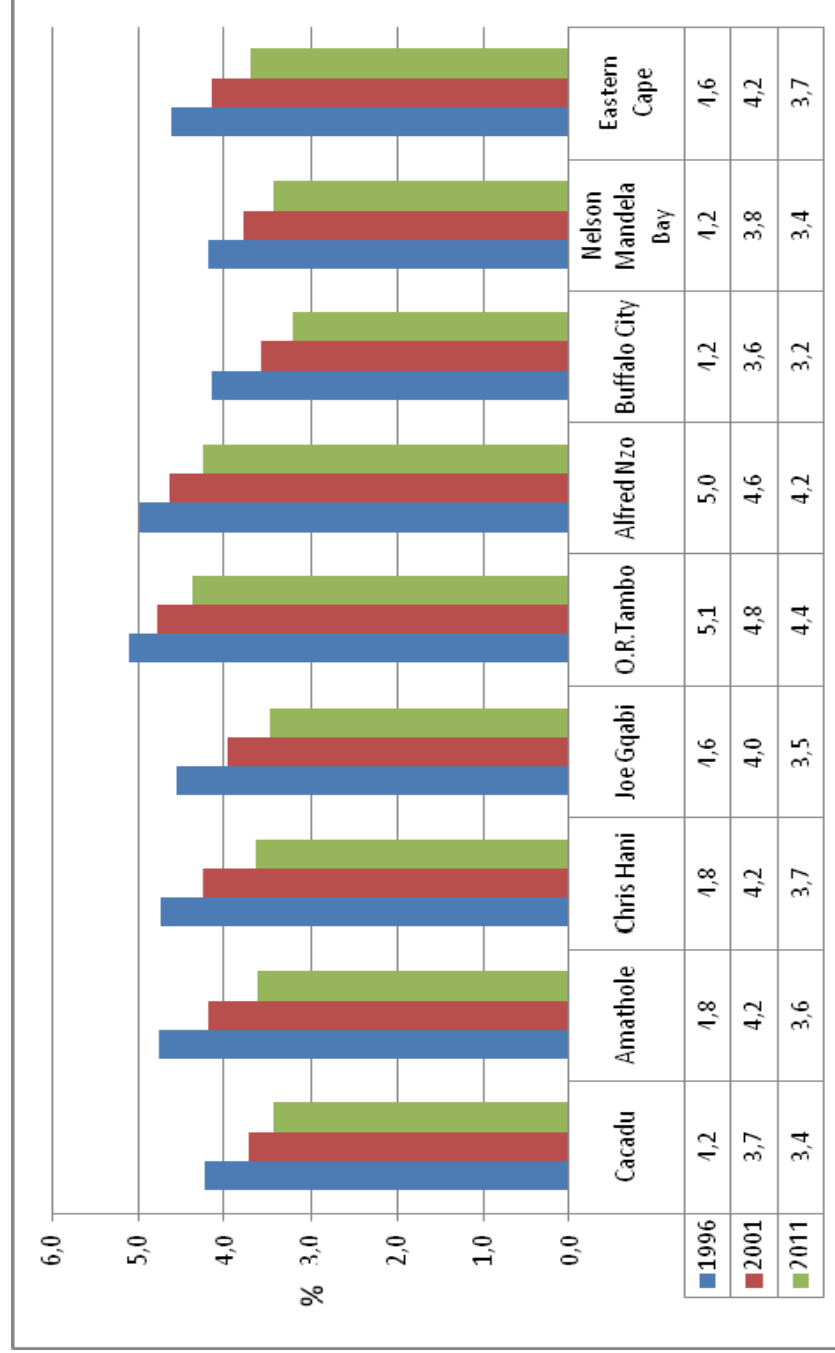
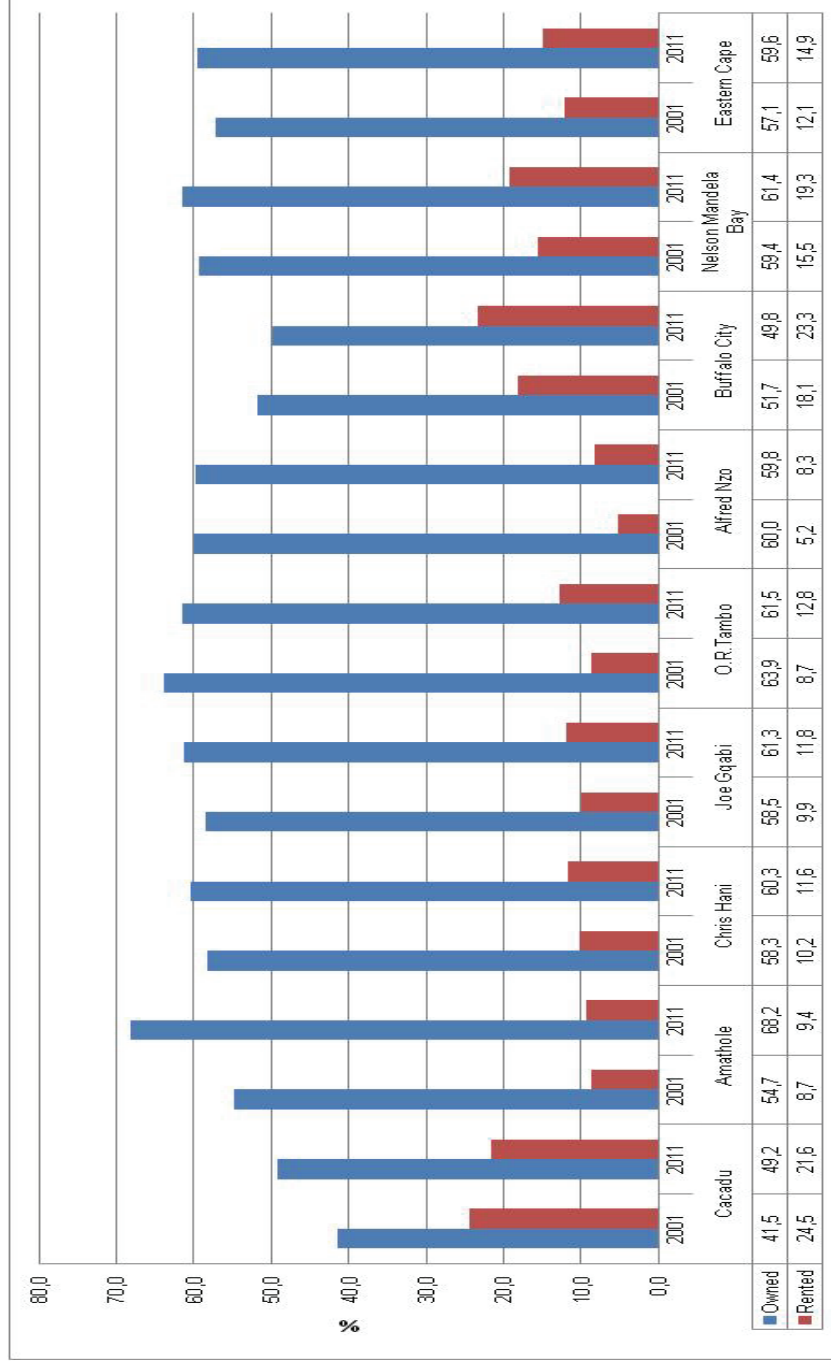


Figure 2.4.1.1 shows a decline in average household size over time. O.R. Tambo consistently has a higher average household size relative to the provincial average while Buffalo City has the lowest.



### 2.4.3 Tenure status

**Figure 2.4.3.1: Distribution of households by tenure status and district municipality - 2001 and 2011**



\*Owned refers to fully paid off and not yet paid off dwelling units.

Figure 2.4.3.1 shows that Amathole has the highest proportion of households that own their dwellings while Cacadu and Buffalo City have the lowest. On one hand, the proportion of households whose dwellings are rented shows a consistent increase across districts except for Cacadu.



### 2.4.5 Electricity for lighting, cooking, heating

**Figure 2.4.5.1: Distribution of households using electricity for lighting, cooking and heating by district municipality – 1996, 2001 and 2011**

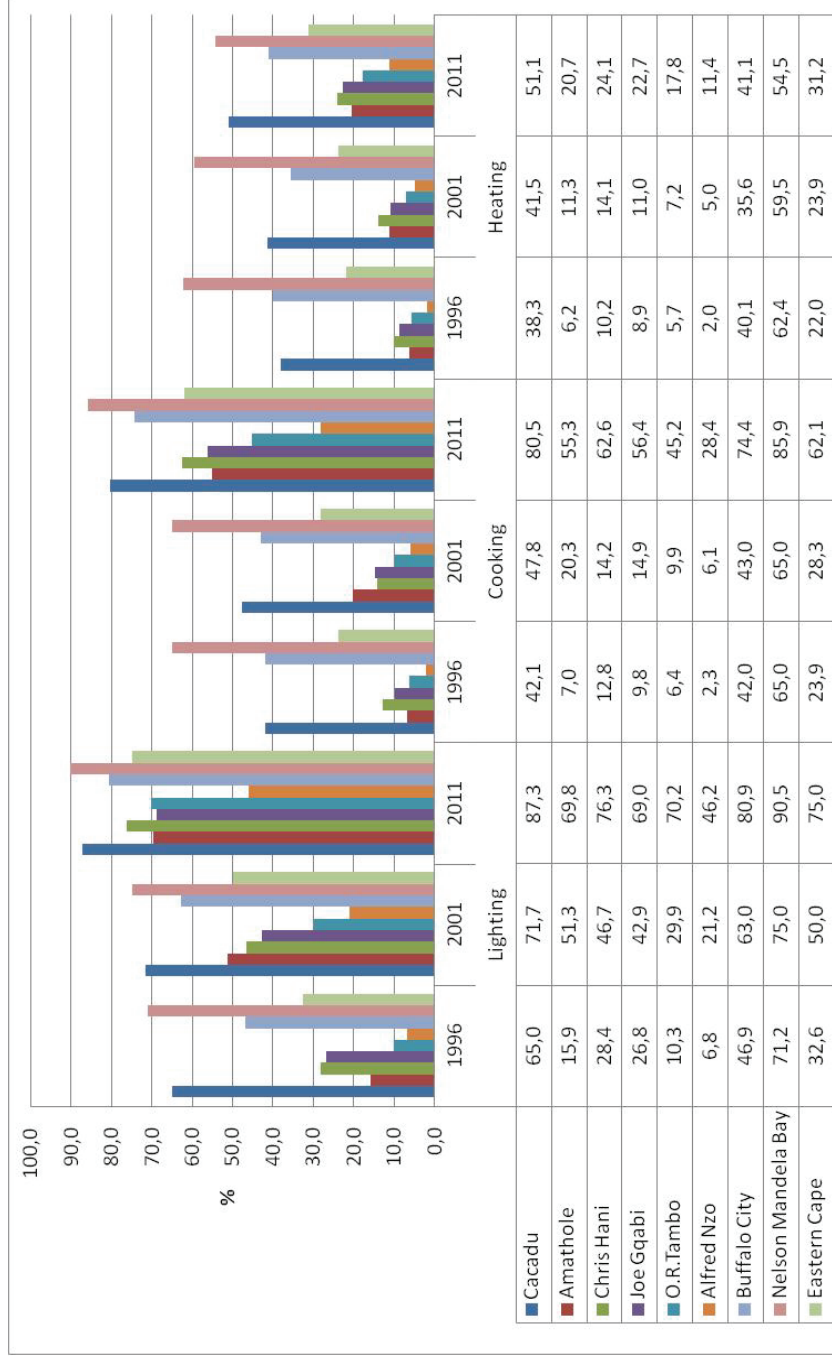


Figure 2.4.5.1 shows that the proportion of households using electricity as the main source of energy for lighting; heating and cooking increased significantly across the province over time. Electricity is used predominantly as a source of energy for lighting and cooking.







### 2.4.7 Refuse disposal

**Figure 2.4.7.1: Distribution of households by type of refuse removal and district municipality - 1996, 2001 and 2011**

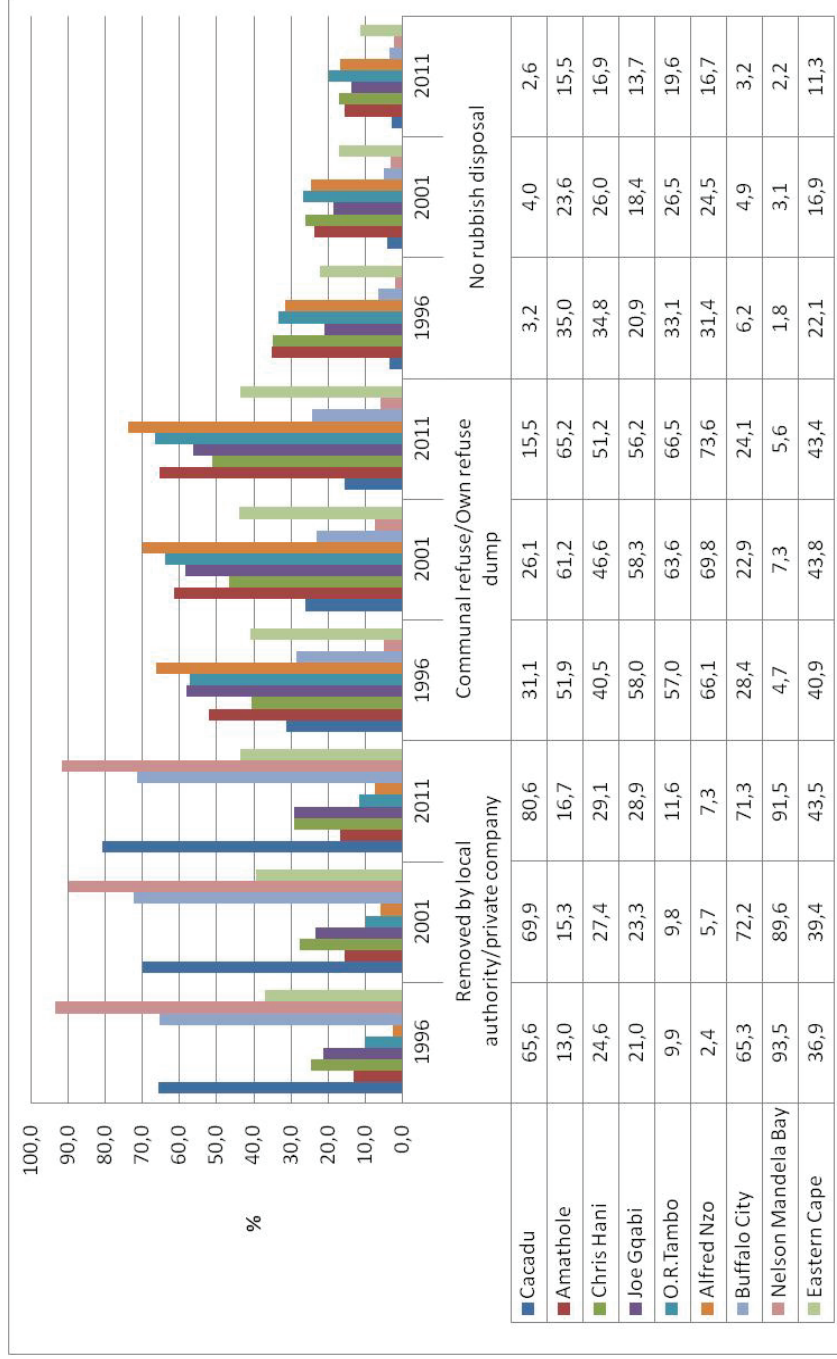


Figure 2.4.7.1 shows that the proportion of household whose refuse is removed by the local authority or private company at least once a week increased in all districts except in Buffalo City. O.R. Tambo has the highest proportion of households with no rubbish disposal.

### 2.4.8 Toilet facilities

**Figure 2.4.8.1: Distribution of households by type of toilet facility and district municipality – 1996, 2001 and 2011**

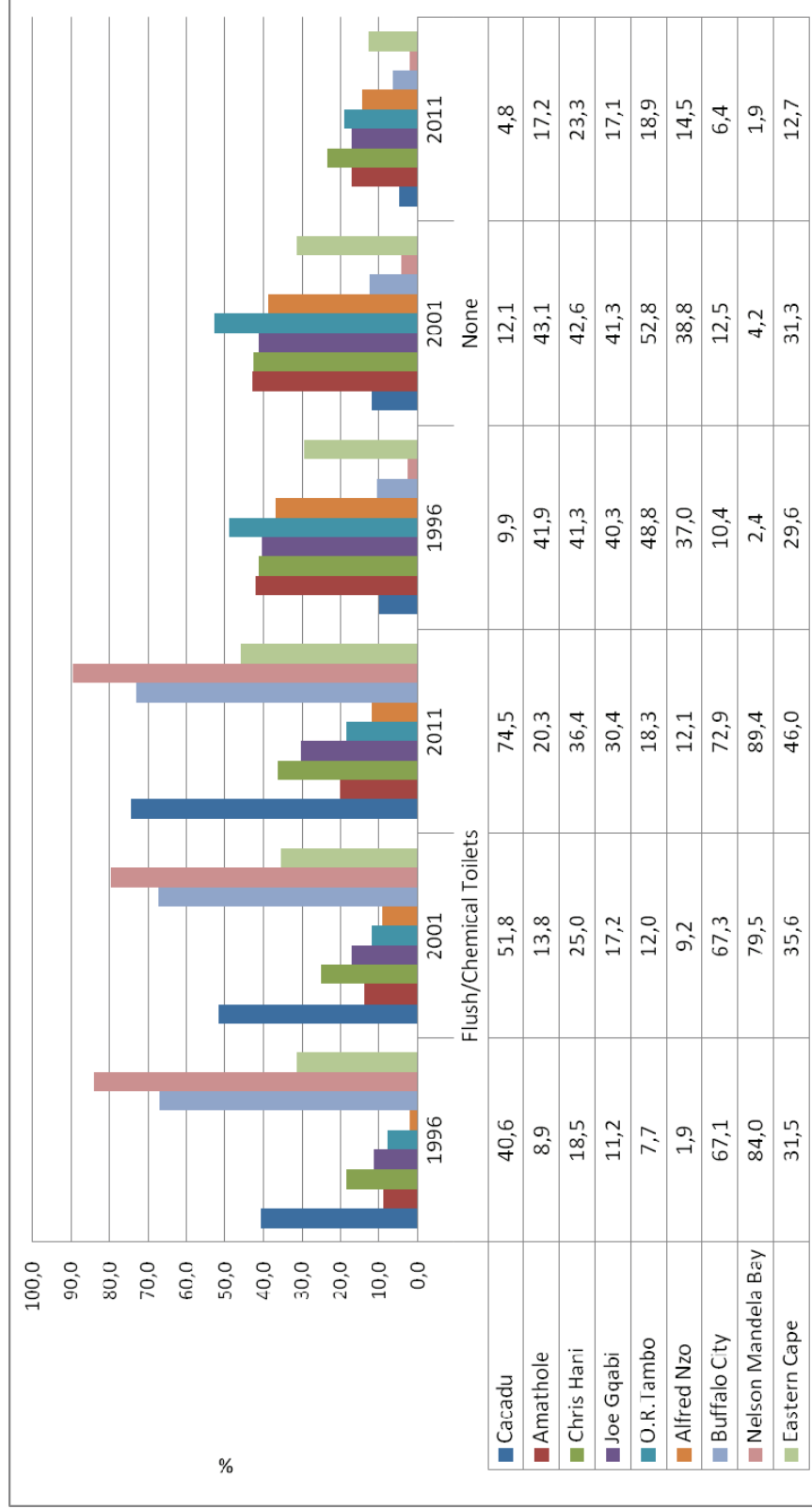


Figure 2.4.8.1 shows that the percentage of households with access to flush or chemical toilets has increased in all districts. Nelson Mandela Bay metro consistently has the highest and lowest proportion of households with access to flush or chemical toilets and no access to a toilet facility respectively.

### 2.4.9 Average household income

**Figure 2.4.9.1: Distribution of average household income by district municipality – 2001 and 2011**

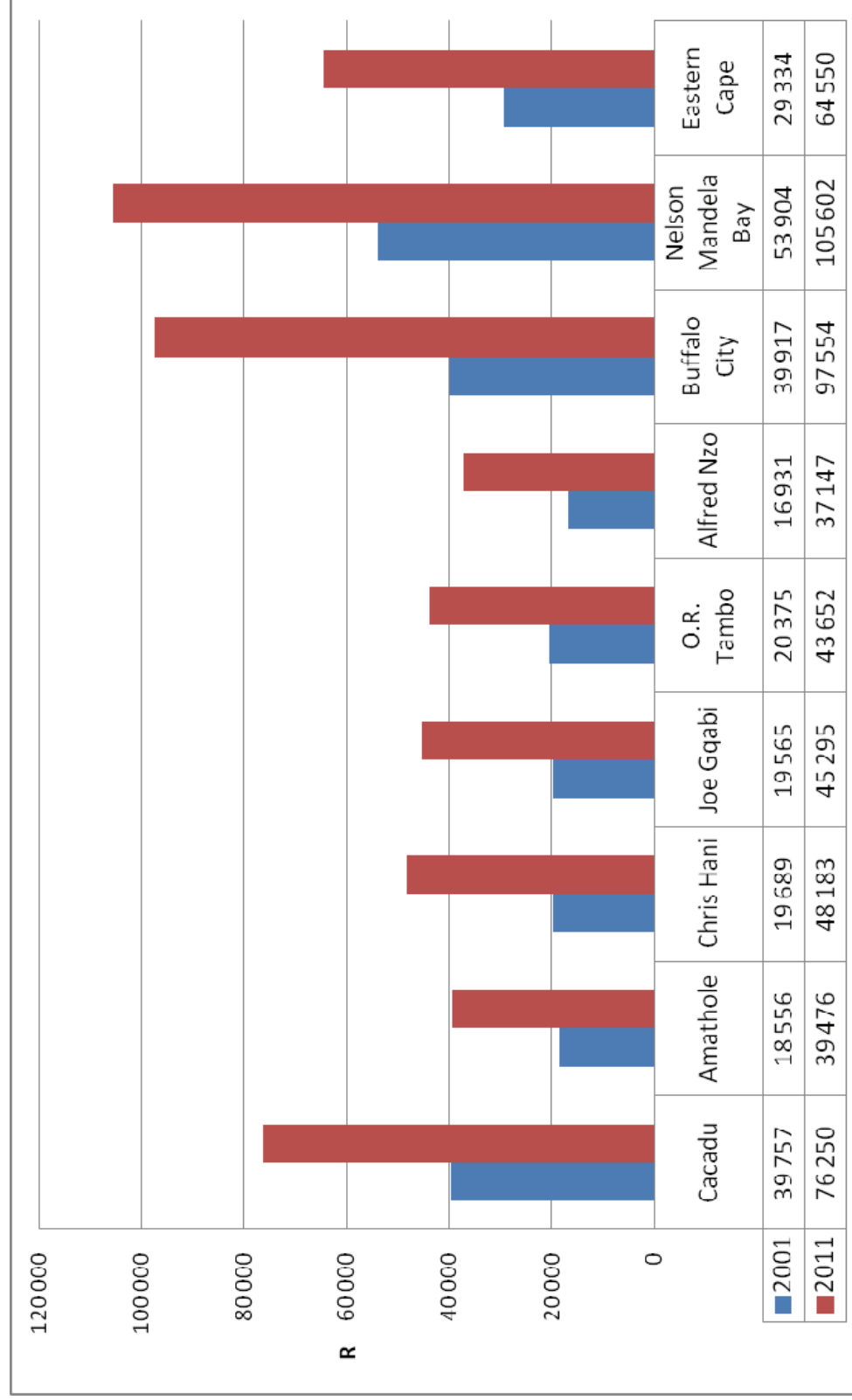


Figure 2.4.9.1 shows a significant increase in the average household income across districts. Nelson Mandela Bay metro and Alfred Nzo district have the highest and lowest average household income respectively.

### 2.4.10 Female headed households

**Figure 2.4.10.1: Distribution of female headed households by district municipality – 1996, 2001 and 2011**

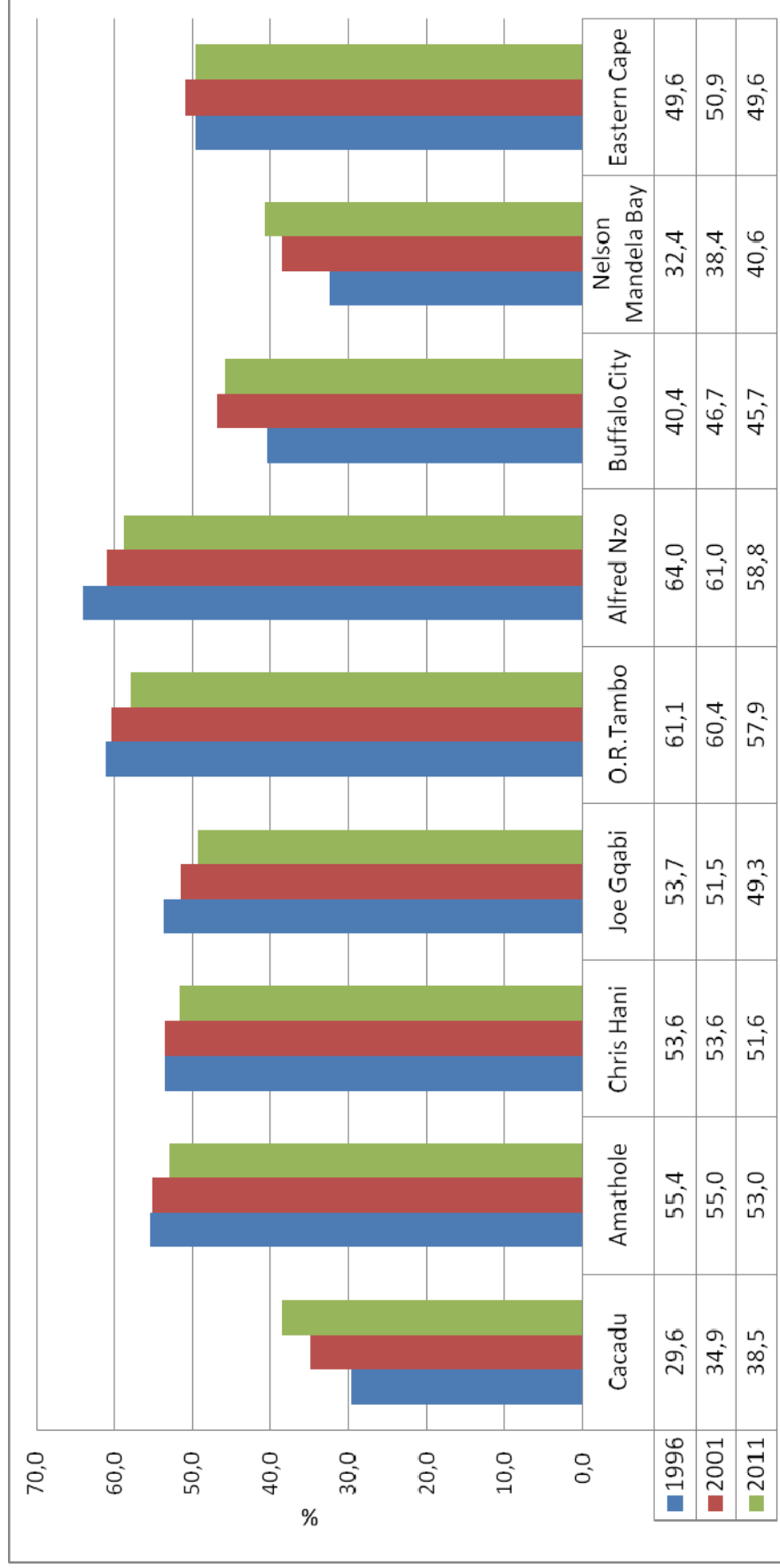


Figure 2.4.10.1 suggests an increase in the proportion of households headed by women in the province; Alfred Nzo and O.R Tambo have the highest in the province.

### 2.4.11 Child headed households

**Figure 2.4.11.1: Distribution of child headed households by district municipality – 1996, 2001 and 2011**



Figure 2.4.11.1 shows that the proportion of households headed by children has declined over time and across districts, except for Nelson Mandela Bay metro which shows a slight increase from 0,2% in 2001 to 0,3% in 2011. Alfred Nzo and O.R Tambo consistently have the highest proportion of child headed households. As expected; the proportion of child headed households is consistently low.

## Appendix

### Age and sex structure, DC10: Cacadu district

**Table 2.1.1.1: Distribution of the population by age and sex: Camdeboo municipality – 1996, 2001 and 2011**

| EC101:<br>Camdeboo | 1996          |               |               | 2001          |               |               | 2011          |               |               |
|--------------------|---------------|---------------|---------------|---------------|---------------|---------------|---------------|---------------|---------------|
|                    | Male          | Female        | Total         | Male          | Female        | Total         | Male          | Female        | Total         |
|                    | 0 - 4         | 2 470         | 2 464         | 4 934         | 2 176         | 2 359         | 4 535         | 2 626         | 2 611         |
| 5 - 9              | 2 946         | 2 824         | 5 770         | 2 548         | 2 461         | 5 009         | 2 493         | 2 518         | 5 011         |
| 10 - 14            | 2 865         | 2 863         | 5 728         | 2 882         | 2 732         | 5 614         | 2 473         | 2 452         | 4 925         |
| 15 - 19            | 2 475         | 2 344         | 4 819         | 2 420         | 2 381         | 4 801         | 2 621         | 2 482         | 5 103         |
| 20 - 24            | 1 934         | 1 973         | 3 907         | 1 688         | 1 667         | 3 355         | 2 316         | 2 266         | 4 582         |
| 25 - 29            | 1 659         | 1 697         | 3 356         | 1 532         | 1 604         | 3 135         | 1 992         | 1 884         | 3 876         |
| 30 - 34            | 1 468         | 1 567         | 3 035         | 1 523         | 1 545         | 3 068         | 1 613         | 1 665         | 3 279         |
| 35 - 39            | 1 186         | 1 447         | 2 632         | 1 338         | 1 550         | 2 887         | 1 483         | 1 650         | 3 133         |
| 40 - 44            | 1 110         | 1 264         | 2 374         | 1 225         | 1 443         | 2 668         | 1 550         | 1 590         | 3 141         |
| 45 - 49            | 981           | 1 112         | 2 093         | 1 066         | 1 271         | 2 337         | 1 348         | 1 521         | 2 869         |
| 50 - 54            | 763           | 918           | 1 681         | 968           | 1 083         | 2 051         | 1 160         | 1 342         | 2 502         |
| 55 - 59            | 681           | 799           | 1 480         | 761           | 878           | 1 639         | 953           | 1 112         | 2 065         |
| 60 - 64            | 602           | 801           | 1 403         | 642           | 823           | 1 465         | 794           | 938           | 1 732         |
| 65 - 69            | 476           | 584           | 1 060         | 492           | 644           | 1 135         | 557           | 738           | 1 296         |
| 70 - 74            | 299           | 414           | 713           | 362           | 473           | 835           | 393           | 559           | 953           |
| 75 - 79            | 205           | 406           | 610           | 225           | 358           | 582           | 244           | 394           | 638           |
| 80 - 84            | 99            | 206           | 305           | 120           | 280           | 401           | 131           | 236           | 366           |
| 85+                | 78            | 246           | 324           | 52            | 203           | 255           | 87            | 199           | 286           |
| <b>Total</b>       | <b>22 297</b> | <b>23 928</b> | <b>46 224</b> | <b>22 020</b> | <b>23 755</b> | <b>45 772</b> | <b>24 834</b> | <b>26 157</b> | <b>50 995</b> |

**Table 2.1.1.2: Distribution of the population by age and sex: Blue Crane Route municipality – 1996, 2001 and 2011**

| EC102:<br>Blue Crane Route | 1996          |               |               | 2001          |               |               | 2011          |               |               |
|----------------------------|---------------|---------------|---------------|---------------|---------------|---------------|---------------|---------------|---------------|
|                            | Male          | Female        | Total         | Male          | Female        | Total         | Male          | Female        | Total         |
|                            | 0 - 4         | 1 543         | 1 570         | 3 112         | 1 581         | 1 418         | 2 998         | 2 172         | 1 784         |
| 5 - 9                      | 1 915         | 2 003         | 3 917         | 1 788         | 1 774         | 3 562         | 1 741         | 1 712         | 3 453         |
| 10 - 14                    | 2 104         | 2 053         | 4 157         | 1 899         | 1 968         | 3 867         | 1 645         | 1 463         | 3 108         |
| 15 - 19                    | 1 717         | 1 883         | 3 600         | 1 910         | 1 941         | 3 851         | 1 558         | 1 615         | 3 173         |
| 20 - 24                    | 1 500         | 1 591         | 3 090         | 1 351         | 1 476         | 2 827         | 1 428         | 1 432         | 2 859         |
| 25 - 29                    | 1 259         | 1 315         | 2 573         | 1 396         | 1 431         | 2 827         | 1 401         | 1 359         | 2 760         |
| 30 - 34                    | 1 193         | 1 351         | 2 544         | 1 183         | 1 255         | 2 439         | 1 150         | 1 163         | 2 314         |
| 35 - 39                    | 1 072         | 1 202         | 2 274         | 1 201         | 1 368         | 2 569         | 1 189         | 1 247         | 2 436         |
| 40 - 44                    | 958           | 976           | 1 934         | 1 089         | 1 209         | 2 297         | 1 054         | 1 195         | 2 248         |
| 45 - 49                    | 717           | 813           | 1 531         | 921           | 1 082         | 2 003         | 1 011         | 1 192         | 2 203         |
| 50 - 54                    | 546           | 638           | 1 184         | 709           | 839           | 1 548         | 962           | 1 053         | 2 015         |
| 55 - 59                    | 607           | 677           | 1 284         | 557           | 621           | 1 178         | 769           | 901           | 1 670         |
| 60 - 64                    | 440           | 535           | 974           | 546           | 657           | 1 203         | 570           | 714           | 1 284         |
| 65 - 69                    | 387           | 454           | 840           | 359           | 436           | 795           | 414           | 517           | 931           |
| 70 - 74                    | 230           | 318           | 548           | 251           | 359           | 611           | 320           | 457           | 778           |
| 75 - 79                    | 151           | 215           | 366           | 141           | 231           | 372           | 152           | 239           | 391           |
| 80 - 84                    | 52            | 128           | 180           | 106           | 160           | 266           | 80            | 162           | 242           |
| 85+                        | 80            | 155           | 234           | 46            | 147           | 193           | 66            | 116           | 182           |
| <b>Total</b>               | <b>16 468</b> | <b>17 874</b> | <b>34 342</b> | <b>17 034</b> | <b>18 372</b> | <b>35 406</b> | <b>17 682</b> | <b>18 321</b> | <b>36 003</b> |

**Table 2.1.1.3: Distribution of the population by age and sex: Ikwezi municipality – 1996, 2001 and 2011**

| EC103:<br>Ikwezi | 1996         |              |               | 2001         |              |               | 2011         |              |               |
|------------------|--------------|--------------|---------------|--------------|--------------|---------------|--------------|--------------|---------------|
|                  | Male         | Female       | Total         | Male         | Female       | Total         | Male         | Female       | Total         |
|                  | 0 - 4        | 530          | 531           | 1 061        | 521          | 501           | 1 022        | 593          | 566           |
| 5 - 9            | 633          | 663          | 1 296         | 566          | 533          | 1 099         | 535          | 603          | 1 138         |
| 10 - 14          | 675          | 660          | 1 335         | 570          | 627          | 1 197         | 503          | 475          | 978           |
| 15 - 19          | 573          | 604          | 1 177         | 525          | 503          | 1 028         | 423          | 463          | 886           |
| 20 - 24          | 382          | 417          | 799           | 397          | 408          | 805           | 406          | 418          | 824           |
| 25 - 29          | 337          | 368          | 705           | 316          | 403          | 720           | 375          | 342          | 716           |
| 30 - 34          | 314          | 356          | 670           | 310          | 371          | 681           | 343          | 367          | 709           |
| 35 - 39          | 310          | 354          | 664           | 320          | 393          | 713           | 336          | 354          | 690           |
| 40 - 44          | 246          | 285          | 531           | 288          | 348          | 636           | 284          | 331          | 614           |
| 45 - 49          | 200          | 233          | 433           | 268          | 307          | 575           | 315          | 358          | 673           |
| 50 - 54          | 177          | 212          | 389           | 207          | 198          | 405           | 303          | 328          | 631           |
| 55 - 59          | 151          | 191          | 342           | 180          | 232          | 412           | 199          | 253          | 452           |
| 60 - 64          | 137          | 186          | 323           | 142          | 192          | 334           | 150          | 183          | 333           |
| 65 - 69          | 133          | 139          | 272           | 116          | 145          | 261           | 134          | 151          | 285           |
| 70 - 74          | 69           | 99           | 168           | 102          | 100          | 202           | 71           | 119          | 190           |
| 75 - 79          | 69           | 77           | 145           | 37           | 73           | 110           | 43           | 84           | 127           |
| 80 - 84          | 28           | 53           | 80            | 44           | 51           | 95            | 27           | 54           | 81            |
| 85+              | 22           | 48           | 71            | 21           | 51           | 72            | 15           | 36           | 51            |
| <b>Total</b>     | <b>4 984</b> | <b>5 476</b> | <b>10 460</b> | <b>4 930</b> | <b>5 436</b> | <b>10 367</b> | <b>5 055</b> | <b>5 485</b> | <b>10 537</b> |



**Table 2.1.1.4: Distribution of the population by age and sex: Makana municipality – 1996, 2001 and 2011**

| EC104:<br>Makana | 1996          |               |               | 2001          |               |               | 2011          |               |               |
|------------------|---------------|---------------|---------------|---------------|---------------|---------------|---------------|---------------|---------------|
|                  | Male          | Female        | Total         | Male          | Female        | Total         | Male          | Female        | Total         |
|                  | 0 - 4         | 2 995         | 2 955         | 5 950         | 2 791         | 2 747         | 5 538         | 3 676         | 3 504         |
| 5 - 9            | 3 648         | 3 476         | 7 124         | 3 239         | 3 196         | 6 435         | 3 211         | 3 239         | 6 450         |
| 10 - 14          | 4 308         | 4 470         | 8 778         | 3 906         | 3 776         | 7 682         | 3 046         | 3 934         | 5 981         |
| 15 - 19          | 4 228         | 4 736         | 8 964         | 4 686         | 4 836         | 9 523         | 3 710         | 3 981         | 7 692         |
| 20 - 24          | 4 483         | 4 792         | 9 275         | 3 612         | 3 956         | 7 567         | 4 730         | 5 229         | 9 959         |
| 25 - 29          | 3 411         | 3 422         | 6 833         | 2 943         | 3 205         | 6 148         | 3 764         | 3 733         | 7 497         |
| 30 - 34          | 2 771         | 3 124         | 5 894         | 2 662         | 3 097         | 5 759         | 2 901         | 2 653         | 5 554         |
| 35 - 39          | 2 378         | 2 817         | 5 195         | 2 447         | 2 922         | 5 369         | 2 485         | 2 838         | 5 323         |
| 40 - 44          | 1 958         | 2 260         | 4 217         | 2 176         | 2 715         | 4 891         | 2 424         | 2 835         | 5 258         |
| 45 - 49          | 1 536         | 1 963         | 3 500         | 1 776         | 2 189         | 3 965         | 2 126         | 2 631         | 4 757         |
| 50 - 54          | 1 204         | 1 354         | 2 558         | 1 397         | 1 771         | 3 167         | 1 855         | 2 304         | 4 159         |
| 55 - 59          | 1 209         | 1 429         | 2 638         | 1 022         | 1 243         | 2 264         | 1 453         | 1 783         | 3 236         |
| 60 - 64          | 718           | 1 151         | 1 869         | 996           | 1 366         | 2 362         | 944           | 1 398         | 2 342         |
| 65 - 69          | 639           | 872           | 1 511         | 605           | 979           | 1 584         | 680           | 979           | 1 659         |
| 70 - 74          | 384           | 608           | 992           | 464           | 705           | 1 169         | 542           | 913           | 1 455         |
| 75 - 79          | 350           | 621           | 971           | 251           | 486           | 737           | 305           | 568           | 873           |
| 80 - 84          | 147           | 331           | 478           | 209           | 467           | 675           | 186           | 312           | 498           |
| 85+              | 138           | 288           | 426           | 146           | 319           | 466           | 136           | 382           | 518           |
| <b>Total</b>     | <b>36 505</b> | <b>40 668</b> | <b>77 173</b> | <b>35 328</b> | <b>39 975</b> | <b>75 301</b> | <b>38 174</b> | <b>42 216</b> | <b>80 391</b> |

**Table 2.1.1.5: Distribution of the population by age and sex: Ndlambe municipality – 1996, 2001 and 2011**

| EC105:<br>Ndlambe | 1996          |               |               | 2001          |               |               | 2011          |               |               |
|-------------------|---------------|---------------|---------------|---------------|---------------|---------------|---------------|---------------|---------------|
|                   | Male          | Female        | Total         | Male          | Female        | Total         | Male          | Female        | Total         |
|                   | 0 - 4         | 1 928         | 1 931         | 3 859         | 2 151         | 2 015         | 4 166         | 3 006         | 2 796         |
| 5 - 9             | 2 396         | 2 242         | 4 638         | 2 490         | 2 508         | 4 998         | 2 593         | 2 538         | 5 131         |
| 10 - 14           | 2 506         | 2 553         | 5 059         | 2 832         | 2 687         | 5 519         | 2 261         | 2 243         | 4 505         |
| 15 - 19           | 2 257         | 2 303         | 4 561         | 2 683         | 2 852         | 5 535         | 2 469         | 2 464         | 4 933         |
| 20 - 24           | 2 022         | 2 182         | 4 203         | 2 188         | 2 246         | 4 434         | 2 549         | 2 408         | 4 958         |
| 25 - 29           | 1 665         | 2 052         | 3 717         | 2 135         | 2 372         | 4 507         | 2 509         | 2 571         | 5 080         |
| 30 - 34           | 1 415         | 1 788         | 3 202         | 1 868         | 2 354         | 4 222         | 2 032         | 2 266         | 4 298         |
| 35 - 39           | 1 349         | 1 620         | 2 969         | 1 660         | 2 082         | 3 742         | 2 014         | 2 218         | 4 232         |
| 40 - 44           | 1 050         | 1 291         | 2 341         | 1 464         | 1 894         | 3 358         | 1 767         | 2 269         | 4 035         |
| 45 - 49           | 840           | 1 029         | 1 869         | 1 262         | 1 580         | 2 843         | 1 571         | 1 998         | 3 569         |
| 50 - 54           | 740           | 855           | 1 595         | 1 022         | 1 258         | 2 280         | 1 477         | 1 906         | 3 383         |
| 55 - 59           | 743           | 1 010         | 1 753         | 895           | 1 069         | 1 965         | 1 223         | 1 526         | 2 749         |
| 60 - 64           | 531           | 901           | 1 433         | 930           | 1 303         | 2 233         | 1 052         | 1 362         | 2 413         |
| 65 - 69           | 604           | 750           | 1 354         | 601           | 950           | 1 551         | 814           | 1 039         | 1 853         |
| 70 - 74           | 449           | 579           | 1 029         | 530           | 731           | 1 261         | 734           | 1 003         | 1 737         |
| 75 - 79           | 391           | 527           | 917           | 390           | 487           | 877           | 424           | 588           | 1 012         |
| 80 - 84           | 220           | 298           | 517           | 234           | 461           | 696           | 282           | 453           | 735           |
| 85+               | 174           | 222           | 396           | 206           | 325           | 531           | 258           | 492           | 750           |
| <b>Total</b>      | <b>21 279</b> | <b>24 135</b> | <b>45 414</b> | <b>25 541</b> | <b>29 174</b> | <b>54 718</b> | <b>29 035</b> | <b>32 140</b> | <b>61 176</b> |

**Table 2.1.1.6: Distribution of the population by age and sex: Sunday River Valley municipality – 1996, 2001 and 2011**

| EC106:<br>Sundays River Valley | 1996          |               |               | 2001          |               |               | 2011          |               |               |
|--------------------------------|---------------|---------------|---------------|---------------|---------------|---------------|---------------|---------------|---------------|
|                                | Male          | Female        | Total         | Male          | Female        | Total         | Male          | Female        | Total         |
|                                | 0 - 4         | 2 070         | 1 990         | 4 060         | 1 879         | 1 908         | 3 787         | 2 885         | 2 797         |
| 5 - 9                          | 2 425         | 2 204         | 4 629         | 2 211         | 2 039         | 4 250         | 2 366         | 2 473         | 4 839         |
| 10 - 14                        | 2 313         | 2 386         | 4 699         | 2 284         | 2 148         | 4 432         | 2 084         | 1 973         | 4 057         |
| 15 - 19                        | 2 002         | 2 259         | 4 261         | 2 242         | 2 268         | 4 510         | 2 394         | 2 166         | 4 560         |
| 20 - 24                        | 2 276         | 2 213         | 4 489         | 1 886         | 2 074         | 3 960         | 2 958         | 2 386         | 5 344         |
| 25 - 29                        | 2 231         | 2 069         | 4 300         | 2 105         | 2 217         | 4 322         | 3 001         | 2 471         | 5 473         |
| 30 - 34                        | 1 906         | 1 787         | 3 693         | 1 723         | 2 032         | 3 756         | 2 346         | 1 995         | 4 341         |
| 35 - 39                        | 1 523         | 1 484         | 3 007         | 1 471         | 1 773         | 3 244         | 2 234         | 2 021         | 4 254         |
| 40 - 44                        | 1 148         | 1 226         | 2 375         | 1 238         | 1 447         | 2 684         | 1 892         | 1 895         | 3 787         |
| 45 - 49                        | 913           | 980           | 1 892         | 1 005         | 1 162         | 2 168         | 1 505         | 1 640         | 3 145         |
| 50 - 54                        | 741           | 781           | 1 522         | 799           | 894           | 1 693         | 1 272         | 1 406         | 2 679         |
| 55 - 59                        | 724           | 758           | 1 482         | 605           | 677           | 1 283         | 940           | 1 115         | 2 055         |
| 60 - 64                        | 498           | 589           | 1 087         | 599           | 696           | 1 295         | 680           | 771           | 1 451         |
| 65 - 69                        | 455           | 492           | 947           | 361           | 463           | 823           | 457           | 536           | 993           |
| 70 - 74                        | 304           | 331           | 635           | 305           | 368           | 674           | 357           | 471           | 829           |
| 75 - 79                        | 247           | 277           | 525           | 203           | 278           | 481           | 166           | 275           | 441           |
| 80 - 84                        | 78            | 135           | 213           | 143           | 191           | 334           | 117           | 166           | 283           |
| 85+                            | 96            | 130           | 227           | 81            | 137           | 217           | 107           | 183           | 290           |
| <b>Total</b>                   | <b>21 949</b> | <b>22 091</b> | <b>44 040</b> | <b>21 140</b> | <b>22 772</b> | <b>43 913</b> | <b>27 761</b> | <b>26 740</b> | <b>54 503</b> |

**Table 2.1.1.7: Distribution of the population by age and sex: Bavians municipality – 1996, 2001 and 2011**

| EC107:<br>Bavians | 1996         |              |               | 2001         |              |               | 2011         |              |               |
|-------------------|--------------|--------------|---------------|--------------|--------------|---------------|--------------|--------------|---------------|
|                   | Male         | Female       | Total         | Male         | Female       | Total         | Male         | Female       | Total         |
|                   | 0 - 4        | 887          | 901           | 1 788        | 862          | 893           | 1 755        | 1 000        | 1 006         |
| 5 - 9             | 1 120        | 1 023        | 2 143         | 874          | 882          | 1 756         | 942          | 906          | 1 847         |
| 10 - 14           | 1 189        | 1 207        | 2 396         | 989          | 950          | 1 938         | 820          | 849          | 1 669         |
| 15 - 19           | 955          | 986          | 1 941         | 929          | 923          | 1 851         | 779          | 708          | 1 487         |
| 20 - 24           | 637          | 706          | 1 343         | 614          | 652          | 1 266         | 711          | 705          | 1 416         |
| 25 - 29           | 549          | 606          | 1 155         | 543          | 596          | 1 139         | 621          | 670          | 1 291         |
| 30 - 34           | 480          | 595          | 1 075         | 596          | 590          | 1 186         | 577          | 604          | 1 181         |
| 35 - 39           | 462          | 530          | 992           | 564          | 623          | 1 187         | 572          | 571          | 1 143         |
| 40 - 44           | 356          | 447          | 803           | 475          | 515          | 990           | 559          | 567          | 1 126         |
| 45 - 49           | 331          | 388          | 719           | 393          | 490          | 883           | 526          | 579          | 1 105         |
| 50 - 54           | 306          | 346          | 652           | 352          | 384          | 737           | 456          | 475          | 931           |
| 55 - 59           | 250          | 288          | 538           | 262          | 348          | 610           | 382          | 454          | 836           |
| 60 - 64           | 258          | 258          | 517           | 261          | 290          | 551           | 261          | 307          | 569           |
| 65 - 69           | 162          | 187          | 349           | 228          | 222          | 450           | 209          | 249          | 458           |
| 70 - 74           | 103          | 145          | 248           | 110          | 149          | 259           | 135          | 187          | 322           |
| 75 - 79           | 82           | 134          | 216           | 62           | 97           | 160           | 83           | 106          | 189           |
| 80 - 84           | 39           | 61           | 101           | 45           | 69           | 114           | 45           | 60           | 105           |
| 85+               | 31           | 60           | 90            | 17           | 47           | 64            | 31           | 48           | 79            |
| <b>Total</b>      | <b>8 195</b> | <b>8 869</b> | <b>17 064</b> | <b>8 176</b> | <b>8 720</b> | <b>16 896</b> | <b>8 709</b> | <b>9 051</b> | <b>17 760</b> |

**Table 2.1.1.8: Distribution of the population by age and sex: Kouga municipality – 1996, 2001 and 2011**

| EC108:<br>Kouga | 1996          |               |               | 2001          |               |               | 2011          |               |               |
|-----------------|---------------|---------------|---------------|---------------|---------------|---------------|---------------|---------------|---------------|
|                 | Male          | Female        | Total         | Male          | Female        | Total         | Male          | Female        | Total         |
|                 | 0 - 4         | 3 037         | 2 925         | 5 962         | 2 842         | 3 018         | 5 860         | 5 350         | 5 016         |
| 5 - 9           | 3 279         | 3 245         | 6 524         | 3 225         | 3 079         | 6 304         | 4 294         | 4 284         | 8 579         |
| 10 - 14         | 3 199         | 3 342         | 6 541         | 3 505         | 3 487         | 6 992         | 3 723         | 3 735         | 7 458         |
| 15 - 19         | 2 707         | 2 729         | 5 436         | 3 334         | 3 622         | 6 956         | 3 806         | 3 839         | 7 645         |
| 20 - 24         | 2 957         | 2 934         | 5 891         | 2 975         | 3 115         | 6 090         | 4 328         | 4 337         | 8 665         |
| 25 - 29         | 3 000         | 2 830         | 5 829         | 3 022         | 3 139         | 6 160         | 4 672         | 4 612         | 9 284         |
| 30 - 34         | 2 619         | 2 590         | 5 209         | 2 951         | 2 867         | 5 819         | 3 951         | 3 731         | 7 682         |
| 35 - 39         | 2 130         | 2 152         | 4 282         | 2 664         | 2 782         | 5 446         | 3 594         | 3 493         | 7 087         |
| 40 - 44         | 1 758         | 1 816         | 3 574         | 2 134         | 2 333         | 4 467         | 3 245         | 3 202         | 6 447         |
| 45 - 49         | 1 414         | 1 514         | 2 929         | 1 819         | 1 965         | 3 784         | 2 725         | 2 966         | 5 691         |
| 50 - 54         | 1 170         | 1 317         | 2 487         | 1 437         | 1 687         | 3 124         | 2 130         | 2 412         | 4 542         |
| 55 - 59         | 1 080         | 1 136         | 2 216         | 1 295         | 1 497         | 2 793         | 1 848         | 2 030         | 3 878         |
| 60 - 64         | 901           | 1 080         | 1 981         | 1 244         | 1 303         | 2 547         | 1 511         | 1 899         | 3 410         |
| 65 - 69         | 711           | 785           | 1 496         | 929           | 1 027         | 1 956         | 1 201         | 1 482         | 2 684         |
| 70 - 74         | 458           | 564           | 1 022         | 635           | 716           | 1 351         | 1 035         | 1 160         | 2 195         |
| 75 - 79         | 321           | 435           | 756           | 380           | 507           | 888           | 652           | 802           | 1 454         |
| 80 - 84         | 134           | 220           | 354           | 202           | 315           | 516           | 317           | 497           | 814           |
| 85+             | 100           | 190           | 290           | 99            | 237           | 336           | 208           | 470           | 678           |
| <b>Total</b>    | <b>30 974</b> | <b>31 804</b> | <b>62 778</b> | <b>34 692</b> | <b>36 696</b> | <b>71 389</b> | <b>48 590</b> | <b>49 967</b> | <b>98 559</b> |

**Table 2.1.1.9: Distribution of the population by age and sex: Kou-Kamma municipality – 1996, 2001 and 2011**

| EC109:<br>Kou-Kamma | 1996          |               |               | 2001          |               |               | 2011          |               |               |
|---------------------|---------------|---------------|---------------|---------------|---------------|---------------|---------------|---------------|---------------|
|                     | Male          | Female        | Total         | Male          | Female        | Total         | Male          | Female        | Total         |
|                     | 0 - 4         | 1 498         | 1 503         | 3 001         | 1 743         | 1 766         | 3 509         | 2 306         | 2 274         |
| 5 - 9               | 1 622         | 1 570         | 3 192         | 1 643         | 1 689         | 3 332         | 1 917         | 1 997         | 3 914         |
| 10 - 14             | 1 608         | 1 614         | 3 222         | 1 805         | 1 761         | 3 566         | 1 815         | 1 778         | 3 593         |
| 15 - 19             | 1 124         | 1 103         | 2 227         | 1 465         | 1 533         | 2 998         | 1 561         | 1 536         | 3 097         |
| 20 - 24             | 1 223         | 1 322         | 2 545         | 1 433         | 1 486         | 2 918         | 1 989         | 1 762         | 3 751         |
| 25 - 29             | 1 330         | 1 296         | 2 626         | 1 546         | 1 590         | 3 136         | 1 934         | 1 875         | 3 809         |
| 30 - 34             | 1 115         | 1 104         | 2 219         | 1 487         | 1 513         | 3 000         | 1 581         | 1 470         | 3 052         |
| 35 - 39             | 1 003         | 972           | 1 974         | 1 316         | 1 362         | 2 677         | 1 578         | 1 494         | 3 071         |
| 40 - 44             | 856           | 886           | 1 742         | 1 138         | 1 082         | 2 220         | 1 370         | 1 385         | 2 755         |
| 45 - 49             | 709           | 655           | 1 364         | 958           | 967           | 1 926         | 1 212         | 1 243         | 2 454         |
| 50 - 54             | 600           | 523           | 1 123         | 783           | 707           | 1 489         | 987           | 1 016         | 2 004         |
| 55 - 59             | 454           | 435           | 890           | 592           | 556           | 1 148         | 792           | 797           | 1 589         |
| 60 - 64             | 354           | 359           | 713           | 440           | 499           | 939           | 550           | 599           | 1 149         |
| 65 - 69             | 228           | 281           | 508           | 306           | 360           | 666           | 354           | 382           | 735           |
| 70 - 74             | 140           | 171           | 311           | 193           | 210           | 402           | 236           | 305           | 541           |
| 75 - 79             | 113           | 134           | 247           | 103           | 135           | 238           | 127           | 169           | 297           |
| 80 - 84             | 62            | 76            | 138           | 75            | 105           | 180           | 57            | 94            | 151           |
| 85+                 | 33            | 54            | 87            | 35            | 59            | 94            | 40            | 82            | 122           |
| <b>Total</b>        | <b>14 072</b> | <b>14 057</b> | <b>28 129</b> | <b>17 061</b> | <b>17 380</b> | <b>34 438</b> | <b>20 406</b> | <b>20 258</b> | <b>40 664</b> |

**Age and sex structure, DC12: Amathole district**

**Table 2.1.1.10: Distribution of the population by age and sex: Mbashe municipality – 1996, 2001 and 2011**

| EC121:<br>Mbashe | 1996           |                |                | 2001           |                |                | 2011           |                |                |
|------------------|----------------|----------------|----------------|----------------|----------------|----------------|----------------|----------------|----------------|
|                  | Male           | Female         | Total          | Male           | Female         | Total          | Male           | Female         | Total          |
|                  | 0 - 4          | 18 601         | 18 193         | 36 794         | 16 061         | 15 786         | 31 847         | 15 894         | 15 489         |
| 5 - 9            | 20 733         | 20 475         | 41 208         | 20 735         | 20 483         | 41 218         | 15 844         | 15 494         | 31 338         |
| 10 - 14          | 20 510         | 20 419         | 40 929         | 21 465         | 21 949         | 43 414         | 17 913         | 16 194         | 34 107         |
| 15 - 19          | 15 216         | 16 376         | 31 592         | 17 631         | 18 244         | 35 875         | 18 129         | 17 247         | 35 376         |
| 20 - 24          | 7 528          | 10 497         | 18 025         | 8 129          | 10 288         | 18 417         | 10 318         | 11 145         | 21 463         |
| 25 - 29          | 3 835          | 6 944          | 10 779         | 4 604          | 7 376          | 11 979         | 6 634          | 7 667          | 14 301         |
| 30 - 34          | 3 460          | 6 765          | 10 225         | 3 425          | 6 546          | 9 971          | 4 724          | 6 325          | 11 049         |
| 35 - 39          | 3 399          | 6 590          | 9 989          | 3 409          | 6 575          | 9 984          | 3 907          | 6 396          | 10 304         |
| 40 - 44          | 2 776          | 5 336          | 8 112          | 3 578          | 6 792          | 10 369         | 3 066          | 6 015          | 9 081          |
| 45 - 49          | 2 589          | 4 379          | 6 968          | 2 990          | 5 456          | 8 446          | 3 259          | 6 252          | 9 512          |
| 50 - 54          | 2 215          | 4 116          | 6 331          | 2 816          | 4 765          | 7 581          | 3 495          | 6 363          | 9 858          |
| 55 - 59          | 2 707          | 4 692          | 7 399          | 2 474          | 3 976          | 6 450          | 3 200          | 5 105          | 8 306          |
| 60 - 64          | 2 420          | 5 530          | 7 950          | 3 252          | 6 122          | 9 374          | 3 194          | 4 970          | 8 164          |
| 65 - 69          | 2 927          | 4 691          | 7 618          | 2 651          | 4 482          | 7 134          | 2 527          | 3 597          | 6 125          |
| 70 - 74          | 1 785          | 2 518          | 4 302          | 2 185          | 3 744          | 5 929          | 2 438          | 3 768          | 6 206          |
| 75 - 79          | 1 217          | 1 982          | 3 199          | 1 123          | 1 693          | 2 816          | 1 277          | 2 523          | 3 800          |
| 80 - 84          | 508            | 882            | 1 391          | 795            | 1 407          | 2 202          | 864            | 1 878          | 2 742          |
| 85+              | 353            | 655            | 1 008          | 291            | 664            | 955            | 544            | 1 250          | 1 794          |
| <b>Total</b>     | <b>112 779</b> | <b>141 039</b> | <b>253 818</b> | <b>117 614</b> | <b>146 348</b> | <b>263 961</b> | <b>117 227</b> | <b>137 678</b> | <b>254 909</b> |

**Table 2.1.1.11: Distribution of the population by age and sex: Mquma municipality – 1996, 2001 and 2011**

| EC122:<br>Mquma | 1996           |                |                | 2001           |                |                | 2011           |                |                |
|-----------------|----------------|----------------|----------------|----------------|----------------|----------------|----------------|----------------|----------------|
|                 | Male           | Female         | Total          | Male           | Female         | Total          | Male           | Female         | Total          |
|                 | 0 - 4          | 18 134         | 17 294         | 35 427         | 14 322         | 13 999         | 28 321         | 14 938         | 14 627         |
| 5 - 9           | 21 518         | 21 100         | 42 618         | 20 133         | 19 703         | 39 836         | 14 230         | 13 948         | 28 178         |
| 10 - 14         | 22 550         | 22 232         | 44 782         | 22 414         | 22 315         | 44 729         | 15 226         | 13 641         | 28 867         |
| 15 - 19         | 18 000         | 19 117         | 37 117         | 19 735         | 20 352         | 40 087         | 16 609         | 15 327         | 31 936         |
| 20 - 24         | 9 855          | 13 188         | 23 043         | 10 156         | 11 767         | 21 922         | 10 596         | 10 822         | 21 417         |
| 25 - 29         | 5 571          | 8 634          | 14 204         | 5 934          | 8 119          | 14 053         | 7 372          | 7 434          | 14 806         |
| 30 - 34         | 4 756          | 8 080          | 12 836         | 4 433          | 7 146          | 11 579         | 5 568          | 5 900          | 11 467         |
| 35 - 39         | 4 778          | 7 980          | 12 758         | 4 588          | 7 585          | 12 173         | 4 756          | 6 174          | 10 930         |
| 40 - 44         | 4 163          | 6 609          | 10 772         | 4 835          | 7 782          | 12 617         | 4 035          | 6 604          | 10 639         |
| 45 - 49         | 3 374          | 5 355          | 8 728          | 4 231          | 6 748          | 10 979         | 3 994          | 6 804          | 10 798         |
| 50 - 54         | 2 928          | 4 567          | 7 495          | 3 761          | 5 427          | 9 189          | 4 421          | 7 224          | 11 644         |
| 55 - 59         | 3 253          | 4 990          | 8 243          | 3 212          | 4 526          | 7 738          | 4 108          | 6 400          | 10 508         |
| 60 - 64         | 2 625          | 5 374          | 7 999          | 3 581          | 5 987          | 9 568          | 3 805          | 5 195          | 9 000          |
| 65 - 69         | 2 898          | 4 421          | 7 319          | 2 778          | 4 591          | 7 369          | 2 870          | 4 123          | 6 993          |
| 70 - 74         | 1 931          | 2 880          | 4 811          | 2 182          | 3 772          | 5 954          | 2 463          | 4 030          | 6 493          |
| 75 - 79         | 1 464          | 2 374          | 3 838          | 1 381          | 2 209          | 3 590          | 1 347          | 2 837          | 4 184          |
| 80 - 84         | 572            | 1 061          | 1 633          | 842            | 1 807          | 2 648          | 943            | 1 868          | 2 811          |
| 85+             | 456            | 874            | 1 330          | 363            | 953            | 1 315          | 593            | 1 560          | 2 153          |
| <b>Total</b>    | <b>128 823</b> | <b>156 127</b> | <b>284 950</b> | <b>128 881</b> | <b>154 788</b> | <b>283 667</b> | <b>117 874</b> | <b>134 518</b> | <b>252 390</b> |



**Table 2.1.1.12: Distribution of the population by age and sex: Great Kei municipality – 1996, 2001 and 2011**

| EC123:<br>Great Kei | 1996          |               |               | 2001          |               |               | 2011          |               |               |
|---------------------|---------------|---------------|---------------|---------------|---------------|---------------|---------------|---------------|---------------|
|                     | Male          | Female        | Total         | Male          | Female        | Total         | Male          | Female        | Total         |
|                     | 0 - 4         | 1 998         | 1 895         | 3 893         | 1 817         | 1 797         | 3 614         | 2 202         | 2 142         |
| 5 - 9               | 2 634         | 2 579         | 5 212         | 2 496         | 2 452         | 4 948         | 1 898         | 1 771         | 3 669         |
| 10 - 14             | 2 952         | 2 842         | 5 794         | 3 031         | 2 915         | 5 946         | 1 675         | 1 491         | 3 166         |
| 15 - 19             | 2 464         | 2 537         | 5 000         | 3 086         | 2 926         | 6 011         | 2 002         | 1 868         | 3 870         |
| 20 - 24             | 1 564         | 1 818         | 3 382         | 2 160         | 2 008         | 4 169         | 1 803         | 1 532         | 3 335         |
| 25 - 29             | 1 134         | 1 442         | 2 575         | 1 283         | 1 529         | 2 813         | 1 423         | 1 383         | 2 806         |
| 30 - 34             | 852           | 1 250         | 2 102         | 1 073         | 1 444         | 2 517         | 1 186         | 1 267         | 2 453         |
| 35 - 39             | 888           | 1 244         | 2 131         | 931           | 1 386         | 2 317         | 1 008         | 1 254         | 2 262         |
| 40 - 44             | 761           | 1 015         | 1 776         | 1 034         | 1 389         | 2 423         | 1 026         | 1 323         | 2 349         |
| 45 - 49             | 560           | 646           | 1 205         | 838           | 1 096         | 1 935         | 885           | 1 209         | 2 093         |
| 50 - 54             | 475           | 703           | 1 178         | 621           | 710           | 1 332         | 912           | 1 213         | 2 125         |
| 55 - 59             | 552           | 964           | 1 516         | 556           | 775           | 1 331         | 757           | 949           | 1 706         |
| 60 - 64             | 410           | 745           | 1 154         | 601           | 1 138         | 1 739         | 563           | 614           | 1 177         |
| 65 - 69             | 448           | 629           | 1 078         | 476           | 726           | 1 202         | 449           | 656           | 1 105         |
| 70 - 74             | 324           | 381           | 705           | 374           | 623           | 997           | 493           | 758           | 1 251         |
| 75 - 79             | 276           | 350           | 626           | 219           | 291           | 509           | 212           | 409           | 622           |
| 80 - 84             | 87            | 123           | 210           | 190           | 271           | 460           | 124           | 259           | 383           |
| 85+                 | 80            | 92            | 172           | 78            | 118           | 197           | 86            | 190           | 276           |
| <b>Total</b>        | <b>18 457</b> | <b>21 253</b> | <b>39 710</b> | <b>20 864</b> | <b>23 594</b> | <b>44 460</b> | <b>18 704</b> | <b>20 288</b> | <b>38 992</b> |

**Table 2.1.1.13: Distribution of the population by age and sex: Amahlathi municipality – 1996, 2001 and 2011**

| EC124:<br>Amahlathi | 1996          |               |                | 2001          |               |                | 2011          |               |                |
|---------------------|---------------|---------------|----------------|---------------|---------------|----------------|---------------|---------------|----------------|
|                     | Male          | Female        | Total          | Male          | Female        | Total          | Male          | Female        | Total          |
|                     | 0 - 4         | 7 416         | 7 186          | 14 601        | 5 934         | 5 802          | 11 736        | 7 244         | 7 008          |
| 5 - 9               | 9 316         | 9 061         | 18 376         | 8 299         | 8 125         | 16 424         | 6 383         | 6 377         | 12 760         |
| 10 - 14             | 9 836         | 9 651         | 19 486         | 9 701         | 9 382         | 19 083         | 5 925         | 5 494         | 11 419         |
| 15 - 19             | 8 430         | 8 465         | 16 896         | 9 164         | 8 662         | 17 826         | 6 846         | 6 384         | 13 229         |
| 20 - 24             | 5 737         | 5 975         | 11 712         | 5 795         | 5 455         | 11 250         | 5 384         | 4 708         | 10 092         |
| 25 - 29             | 3 682         | 4 468         | 8 150          | 4 088         | 4 392         | 8 480          | 4 080         | 3 803         | 7 883          |
| 30 - 34             | 3 286         | 4 274         | 7 560          | 3 392         | 4 083         | 7 475          | 3 175         | 3 289         | 6 464          |
| 35 - 39             | 2 958         | 4 112         | 7 070          | 3 308         | 4 443         | 7 751          | 2 954         | 3 334         | 6 288          |
| 40 - 44             | 2 478         | 3 318         | 5 796          | 3 224         | 4 239         | 7 463          | 2 853         | 3 679         | 6 532          |
| 45 - 49             | 2 003         | 2 417         | 4 420          | 2 714         | 3 532         | 6 246          | 2 817         | 3 810         | 6 627          |
| 50 - 54             | 1 571         | 2 160         | 3 731          | 2 215         | 2 491         | 4 707          | 2 742         | 3 874         | 6 615          |
| 55 - 59             | 1 772         | 2 603         | 4 374          | 1 655         | 2 261         | 3 916          | 2 413         | 3 200         | 5 613          |
| 60 - 64             | 1 278         | 2 183         | 3 460          | 1 889         | 2 913         | 4 802          | 1 999         | 2 392         | 4 390          |
| 65 - 69             | 1 350         | 2 160         | 3 510          | 1 299         | 2 101         | 3 400          | 1 364         | 1 907         | 3 270          |
| 70 - 74             | 998           | 1 516         | 2 514          | 1 115         | 1 829         | 2 944          | 1 221         | 2 019         | 3 240          |
| 75 - 79             | 877           | 1 629         | 2 506          | 693           | 1 261         | 1 954          | 583           | 1 158         | 1 741          |
| 80 - 84             | 270           | 501           | 772            | 585           | 1 158         | 1 743          | 359           | 890           | 1 249          |
| 85+                 | 246           | 441           | 687            | 248           | 457           | 705            | 305           | 806           | 1 112          |
| <b>Total</b>        | <b>63 504</b> | <b>72 117</b> | <b>135 620</b> | <b>65 318</b> | <b>72 586</b> | <b>137 905</b> | <b>58 647</b> | <b>64 132</b> | <b>122 776</b> |

**Table 2.1.1.14: Distribution of the population by age and sex: Ngqushwa municipality – 1996, 2001 and 2011**

| EC126:<br>Ngqushwa | 1996          |               |               | 2001          |               |               | 2011          |               |               |
|--------------------|---------------|---------------|---------------|---------------|---------------|---------------|---------------|---------------|---------------|
|                    | Male          | Female        | Total         | Male          | Female        | Total         | Male          | Female        | Total         |
|                    | 0 - 4         | 4 650         | 4 638         | 9 287         | 3 397         | 3 211         | 6 608         | 4 074         | 4 106         |
| 5 - 9              | 6 263         | 5 982         | 12 245        | 4 915         | 4 746         | 9 661         | 3 727         | 3 563         | 7 290         |
| 10 - 14            | 7 060         | 6 756         | 13 816        | 6 017         | 5 643         | 11 660        | 3 289         | 2 898         | 6 187         |
| 15 - 19            | 6 303         | 5 972         | 12 276        | 5 801         | 5 425         | 11 227        | 3 809         | 3 334         | 7 142         |
| 20 - 24            | 4 175         | 3 904         | 8 079         | 3 805         | 3 121         | 6 927         | 2 775         | 2 478         | 5 253         |
| 25 - 29            | 2 272         | 2 857         | 5 129         | 2 469         | 2 487         | 4 956         | 2 122         | 2 074         | 4 195         |
| 30 - 34            | 1 790         | 2 718         | 4 508         | 1 676         | 2 292         | 3 968         | 1 751         | 1 819         | 3 570         |
| 35 - 39            | 1 693         | 2 551         | 4 244         | 1 624         | 2 464         | 4 088         | 1 726         | 1 992         | 3 719         |
| 40 - 44            | 1 563         | 2 195         | 3 757         | 1 708         | 2 456         | 4 164         | 1 514         | 2 118         | 3 631         |
| 45 - 49            | 1 258         | 1 766         | 3 023         | 1 496         | 2 126         | 3 623         | 1 581         | 2 274         | 3 855         |
| 50 - 54            | 1 041         | 1 443         | 2 484         | 1 322         | 1 824         | 3 146         | 1 637         | 2 263         | 3 900         |
| 55 - 59            | 1 079         | 1 785         | 2 864         | 1 134         | 1 479         | 2 613         | 1 565         | 2 028         | 3 593         |
| 60 - 64            | 903           | 2 136         | 3 039         | 1 184         | 2 180         | 3 365         | 1 310         | 1 782         | 3 092         |
| 65 - 69            | 1 149         | 1 845         | 2 994         | 959           | 1 793         | 2 752         | 1 041         | 1 499         | 2 540         |
| 70 - 74            | 805           | 1 183         | 1 987         | 864           | 1 462         | 2 326         | 924           | 1 525         | 2 449         |
| 75 - 79            | 783           | 1 274         | 2 056         | 515           | 875           | 1 391         | 510           | 1 136         | 1 646         |
| 80 - 84            | 242           | 355           | 597           | 454           | 850           | 1 304         | 314           | 709           | 1 024         |
| 85+                | 201           | 350           | 552           | 163           | 292           | 456           | 316           | 609           | 924           |
| <b>Total</b>       | <b>43 228</b> | <b>49 710</b> | <b>92 938</b> | <b>39 503</b> | <b>44 726</b> | <b>84 235</b> | <b>33 935</b> | <b>38 207</b> | <b>72 190</b> |

**Table 2.1.1.15: Distribution of the population by age and sex: Nkokobe municipality – 1996, 2001 and 2011**

| EC127:<br>Nkokobe | 1996          |               |                | 2001          |               |                | 2011          |               |                |
|-------------------|---------------|---------------|----------------|---------------|---------------|----------------|---------------|---------------|----------------|
|                   | Male          | Female        | Total          | Male          | Female        | Total          | Male          | Female        | Total          |
|                   | 0 - 4         | 6 604         | 6 366          | 12 971        | 5 250         | 4 934          | 10 184        | 6 891         | 6 720          |
| 5 - 9             | 8 609         | 8 420         | 17 029         | 7 050         | 6 883         | 13 933         | 6 329         | 6 143         | 12 472         |
| 10 - 14           | 9 493         | 9 592         | 19 086         | 8 388         | 8 282         | 16 670         | 5 590         | 4 923         | 10 513         |
| 15 - 19           | 8 930         | 8 994         | 17 884         | 8 270         | 8 102         | 16 373         | 6 661         | 5 872         | 12 534         |
| 20 - 24           | 7 227         | 7 439         | 14 666         | 5 628         | 5 394         | 11 022         | 6 519         | 6 290         | 12 809         |
| 25 - 29           | 5 128         | 5 462         | 10 590         | 4 151         | 4 652         | 8 803          | 4 603         | 4 356         | 8 959          |
| 30 - 34           | 4 034         | 4 639         | 8 673          | 3 495         | 4 152         | 7 647          | 3 346         | 3 357         | 6 703          |
| 35 - 39           | 3 645         | 4 214         | 7 859          | 3 401         | 4 195         | 7 596          | 3 232         | 3 718         | 6 950          |
| 40 - 44           | 2 764         | 3 413         | 6 176          | 3 189         | 3 937         | 7 126          | 3 119         | 3 882         | 7 001          |
| 45 - 49           | 2 256         | 2 693         | 4 948          | 2 664         | 3 379         | 6 043          | 3 082         | 3 894         | 6 976          |
| 50 - 54           | 1 844         | 2 244         | 4 088          | 2 162         | 2 637         | 4 799          | 2 931         | 3 702         | 6 633          |
| 55 - 59           | 1 873         | 2 191         | 4 064          | 1 791         | 2 198         | 3 990          | 2 424         | 3 213         | 5 637          |
| 60 - 64           | 1 273         | 2 338         | 3 612          | 1 782         | 2 591         | 4 374          | 1 999         | 2 622         | 4 621          |
| 65 - 69           | 1 519         | 2 441         | 3 960          | 1 265         | 2 075         | 3 341          | 1 568         | 2 173         | 3 741          |
| 70 - 74           | 1 162         | 1 721         | 2 883          | 1 118         | 2 003         | 3 121          | 1 277         | 1 897         | 3 174          |
| 75 - 79           | 1 027         | 1 827         | 2 854          | 825           | 1 335         | 2 160          | 663           | 1 253         | 1 915          |
| 80 - 84           | 358           | 552           | 909            | 682           | 1 275         | 1 957          | 460           | 981           | 1 441          |
| 85+               | 298           | 511           | 809            | 280           | 456           | 737            | 440           | 987           | 1 427          |
| <b>Total</b>      | <b>68 044</b> | <b>75 017</b> | <b>143 061</b> | <b>61 391</b> | <b>68 480</b> | <b>129 876</b> | <b>61 134</b> | <b>65 983</b> | <b>127 117</b> |

**Table 2.1.1.16: Distribution of the population by age and sex: Nxuba municipality – 1996, 2001 and 2011**

| EC128:<br>Nxuba | 1996          |               |               | 2001          |               |               | 2011          |               |               |
|-----------------|---------------|---------------|---------------|---------------|---------------|---------------|---------------|---------------|---------------|
|                 | Male          | Female        | Total         | Male          | Female        | Total         | Male          | Female        | Total         |
|                 | 0 - 4         | 1 070         | 1 048         | 2 118         | 999           | 1 030         | 2 029         | 1 333         | 1 363         |
| 5 - 9           | 1 376         | 1 345         | 2 721         | 1 312         | 1 283         | 2 595         | 1 224         | 1 187         | 2 411         |
| 10 - 14         | 1 558         | 1 627         | 3 185         | 1 462         | 1 431         | 2 892         | 1 112         | 1 063         | 2 175         |
| 15 - 19         | 1 406         | 1 478         | 2 883         | 1 440         | 1 407         | 2 847         | 1 215         | 1 169         | 2 385         |
| 20 - 24         | 1 068         | 1 151         | 2 219         | 987           | 1 006         | 1 994         | 958           | 914           | 1 872         |
| 25 - 29         | 803           | 871           | 1 674         | 840           | 911           | 1 751         | 899           | 868           | 1 767         |
| 30 - 34         | 727           | 870           | 1 597         | 773           | 830           | 1 603         | 728           | 750           | 1 478         |
| 35 - 39         | 660           | 755           | 1 415         | 742           | 881           | 1 623         | 732           | 738           | 1 470         |
| 40 - 44         | 596           | 696           | 1 292         | 661           | 771           | 1 432         | 621           | 750           | 1 371         |
| 45 - 49         | 448           | 534           | 982           | 596           | 723           | 1 319         | 635           | 794           | 1 429         |
| 50 - 54         | 415           | 485           | 899           | 422           | 573           | 996           | 545           | 670           | 1 216         |
| 55 - 59         | 430           | 499           | 928           | 432           | 452           | 884           | 527           | 627           | 1 154         |
| 60 - 64         | 273           | 421           | 695           | 373           | 517           | 890           | 350           | 446           | 796           |
| 65 - 69         | 242           | 363           | 604           | 265           | 362           | 626           | 307           | 376           | 683           |
| 70 - 74         | 182           | 238           | 419           | 206           | 305           | 511           | 240           | 379           | 619           |
| 75 - 79         | 144           | 286           | 430           | 132           | 220           | 352           | 121           | 232           | 353           |
| 80 - 84         | 61            | 130           | 191           | 100           | 206           | 306           | 72            | 129           | 201           |
| 85+             | 51            | 114           | 165           | 45            | 129           | 174           | 59            | 130           | 189           |
| <b>Total</b>    | <b>11 508</b> | <b>12 909</b> | <b>24 417</b> | <b>11 787</b> | <b>13 037</b> | <b>24 824</b> | <b>11 678</b> | <b>12 585</b> | <b>24 264</b> |

**Age and sex structure, DC13: Chris Hani district**

**Table 2.1.1.17: Distribution of the population by age and sex: Inxuba Yethemba municipality – 1996, 2001 and 2011**

| EC131:<br>Inxuba Yethemba | 1996          |               |               | 2001          |               |               | 2011          |               |               |
|---------------------------|---------------|---------------|---------------|---------------|---------------|---------------|---------------|---------------|---------------|
|                           | Male          | Female        | Total         | Male          | Female        | Total         | Male          | Female        | Total         |
|                           | 0 - 4         | 2 665         | 2 674         | 5 339         | 2 650         | 2 687         | 5 337         | 3 502         | 3 484         |
| 5 - 9                     | 3 128         | 3 129         | 6 257         | 3 007         | 3 059         | 6 067         | 3 040         | 3 217         | 6 258         |
| 10 - 14                   | 3 400         | 3 420         | 6 820         | 3 334         | 3 422         | 6 756         | 2 932         | 2 929         | 5 861         |
| 15 - 19                   | 3 282         | 3 317         | 6 598         | 3 742         | 3 468         | 7 210         | 3 049         | 2 916         | 5 965         |
| 20 - 24                   | 2 749         | 2 532         | 5 281         | 2 428         | 2 399         | 4 828         | 2 973         | 2 690         | 5 663         |
| 25 - 29                   | 2 258         | 2 268         | 4 526         | 2 273         | 2 279         | 4 553         | 2 693         | 2 776         | 5 468         |
| 30 - 34                   | 2 003         | 2 100         | 4 103         | 2 151         | 2 265         | 4 416         | 2 091         | 2 235         | 4 325         |
| 35 - 39                   | 1 809         | 1 928         | 3 736         | 1 904         | 2 125         | 4 029         | 2 134         | 2 200         | 4 335         |
| 40 - 44                   | 1 573         | 1 687         | 3 260         | 1 751         | 2 025         | 3 776         | 1 952         | 2 214         | 4 167         |
| 45 - 49                   | 1 296         | 1 439         | 2 735         | 1 481         | 1 733         | 3 213         | 1 758         | 1 978         | 3 736         |
| 50 - 54                   | 992           | 1 104         | 2 096         | 1 265         | 1 486         | 2 750         | 1 619         | 1 890         | 3 509         |
| 55 - 59                   | 834           | 1 012         | 1 846         | 944           | 1 078         | 2 022         | 1 330         | 1 582         | 2 912         |
| 60 - 64                   | 612           | 811           | 1 424         | 798           | 1 066         | 1 864         | 1 012         | 1 278         | 2 291         |
| 65 - 69                   | 507           | 665           | 1 172         | 480           | 668           | 1 147         | 630           | 894           | 1 524         |
| 70 - 74                   | 349           | 545           | 894           | 367           | 565           | 932           | 436           | 675           | 1 111         |
| 75 - 79                   | 282           | 545           | 827           | 208           | 425           | 634           | 253           | 378           | 631           |
| 80 - 84                   | 92            | 226           | 318           | 173           | 395           | 568           | 147           | 265           | 412           |
| 85+                       | 85            | 190           | 275           | 83            | 177           | 260           | 118           | 287           | 405           |
| <b>Total</b>              | <b>27 915</b> | <b>29 592</b> | <b>57 507</b> | <b>29 039</b> | <b>31 322</b> | <b>60 362</b> | <b>31 669</b> | <b>33 888</b> | <b>65 560</b> |

**Table 2.1.1.18: Distribution of the population by age and sex: Tsolwana municipality – 1996, 2001 and 2011**

| EC132:<br>Tsolwana | 1996          |               |               | 2001          |               |               | 2011          |               |               |
|--------------------|---------------|---------------|---------------|---------------|---------------|---------------|---------------|---------------|---------------|
|                    | Male          | Female        | Total         | Male          | Female        | Total         | Male          | Female        | Total         |
|                    | 0 - 4         | 1 926         | 1 857         | 3 782         | 1 582         | 1 437         | 3 019         | 1 959         | 1 924         |
| 5 - 9              | 2 495         | 2 459         | 4 953         | 1 947         | 1 973         | 3 920         | 1 838         | 1 898         | 3 735         |
| 10 - 14            | 2 554         | 2 628         | 5 182         | 2 279         | 2 385         | 4 664         | 1 827         | 1 581         | 3 408         |
| 15 - 19            | 2 195         | 2 193         | 4 388         | 2 336         | 2 267         | 4 603         | 1 820         | 1 738         | 3 558         |
| 20 - 24            | 1 564         | 1 727         | 3 291         | 1 390         | 1 387         | 2 777         | 1 442         | 1 435         | 2 877         |
| 25 - 29            | 890           | 1 081         | 1 971         | 969           | 1 097         | 2 066         | 1 129         | 1 145         | 2 273         |
| 30 - 34            | 745           | 995           | 1 740         | 723           | 956           | 1 679         | 837           | 936           | 1 773         |
| 35 - 39            | 595           | 893           | 1 488         | 685           | 842           | 1 527         | 805           | 949           | 1 755         |
| 40 - 44            | 561           | 810           | 1 370         | 546           | 855           | 1 401         | 683           | 930           | 1 613         |
| 45 - 49            | 461           | 617           | 1 078         | 542           | 811           | 1 354         | 681           | 862           | 1 544         |
| 50 - 54            | 422           | 550           | 1 002         | 449           | 647           | 1 096         | 584           | 907           | 1 491         |
| 55 - 59            | 432           | 687           | 1 119         | 389           | 561           | 950           | 550           | 896           | 1 446         |
| 60 - 64            | 332           | 758           | 1 090         | 419           | 693           | 1 112         | 474           | 713           | 1 187         |
| 65 - 69            | 333           | 464           | 796           | 290           | 577           | 868           | 352           | 506           | 857           |
| 70 - 74            | 234           | 333           | 567           | 225           | 357           | 582           | 318           | 489           | 807           |
| 75 - 79            | 208           | 365           | 574           | 152           | 217           | 369           | 166           | 357           | 523           |
| 80 - 84            | 81            | 144           | 225           | 120           | 242           | 362           | 98            | 187           | 284           |
| 85+                | 60            | 126           | 186           | 59            | 131           | 189           | 93            | 172           | 265           |
| <b>Total</b>       | <b>16 086</b> | <b>18 715</b> | <b>34 801</b> | <b>15 102</b> | <b>17 435</b> | <b>32 538</b> | <b>15 656</b> | <b>17 625</b> | <b>33 280</b> |

**Table 2.1.1.19: Distribution of the population by age and sex: Inkwanca municipality – 1996, 2001 and 2011**

| EC133:<br>Inkwanca | 1996         |               |               | 2001         |               |               | 2011          |               |               |
|--------------------|--------------|---------------|---------------|--------------|---------------|---------------|---------------|---------------|---------------|
|                    | Male         | Female        | Total         | Male         | Female        | Total         | Male          | Female        | Total         |
|                    | 0 - 4        | 937           | 921           | 1 858        | 957           | 959           | 1 915         | 1 305         | 1 304         |
| 5 - 9              | 1 340        | 1 307         | 2 647         | 1 100        | 1 109         | 2 209         | 1 165         | 1 027         | 2 192         |
| 10 - 14            | 1 286        | 1 326         | 2 612         | 1 338        | 1 379         | 2 717         | 1 043         | 963           | 2 006         |
| 15 - 19            | 1 138        | 1 149         | 2 287         | 1 171        | 1 251         | 2 422         | 1 055         | 1 029         | 2 084         |
| 20 - 24            | 871          | 893           | 1 764         | 854          | 864           | 1 718         | 1 082         | 1 049         | 2 131         |
| 25 - 29            | 557          | 637           | 1 194         | 667          | 743           | 1 410         | 877           | 896           | 1 773         |
| 30 - 34            | 468          | 611           | 1 079         | 526          | 607           | 1 132         | 758           | 689           | 1 448         |
| 35 - 39            | 426          | 559           | 984           | 501          | 636           | 1 137         | 615           | 687           | 1 302         |
| 40 - 44            | 400          | 510           | 910           | 448          | 614           | 1 062         | 531           | 614           | 1 144         |
| 45 - 49            | 340          | 389           | 729           | 456          | 567           | 1 023         | 492           | 654           | 1 145         |
| 50 - 54            | 256          | 283           | 539           | 396          | 413           | 809           | 447           | 591           | 1 038         |
| 55 - 59            | 257          | 435           | 692           | 318          | 273           | 591           | 428           | 520           | 948           |
| 60 - 64            | 178          | 301           | 480           | 244          | 460           | 704           | 341           | 388           | 729           |
| 65 - 69            | 158          | 271           | 429           | 175          | 258           | 433           | 204           | 229           | 433           |
| 70 - 74            | 146          | 195           | 341           | 112          | 226           | 338           | 156           | 312           | 468           |
| 75 - 79            | 131          | 237           | 368           | 86           | 159           | 245           | 82            | 136           | 218           |
| 80 - 84            | 53           | 60            | 113           | 92           | 177           | 270           | 44            | 109           | 152           |
| 85+                | 37           | 82            | 119           | 36           | 72            | 108           | 51            | 99            | 150           |
| <b>Total</b>       | <b>8 977</b> | <b>10 164</b> | <b>19 141</b> | <b>9 477</b> | <b>10 767</b> | <b>20 243</b> | <b>10 676</b> | <b>11 296</b> | <b>21 970</b> |



**Table 2.1.1.20: Distribution of the population by age and sex: Lukanji municipality – 1996, 2001 and 2011**

| EC134:<br>Lukanji | 1996          |               |                | 2001          |               |                | 2011          |                |                |
|-------------------|---------------|---------------|----------------|---------------|---------------|----------------|---------------|----------------|----------------|
|                   | Male          | Female        | Total          | Male          | Female        | Total          | Male          | Female         | Total          |
|                   | 0 - 4         | 8 482         | 8 295          | 16 777        | 8 344         | 8 071          | 16 415        | 10 208         | 10 381         |
| 5 - 9             | 10 851        | 10 442        | 21 292         | 10 031        | 9 966         | 19 997         | 10 081        | 9 930          | 20 011         |
| 10 - 14           | 11 645        | 11 826        | 23 471         | 12 001        | 11 730        | 23 732         | 9 190         | 8 465          | 17 656         |
| 15 - 19           | 10 539        | 10 763        | 21 302         | 12 034        | 12 112        | 24 147         | 10 041        | 9 718          | 19 759         |
| 20 - 24           | 8 525         | 9 837         | 18 361         | 7 841         | 8 164         | 16 005         | 9 129         | 9 035          | 18 164         |
| 25 - 29           | 5 850         | 7 192         | 13 042         | 5 903         | 7 030         | 12 933         | 7 644         | 7 634          | 15 278         |
| 30 - 34           | 4 870         | 6 188         | 11 057         | 4 803         | 6 007         | 10 810         | 5 704         | 6 023          | 11 726         |
| 35 - 39           | 4 567         | 5 743         | 10 310         | 4 534         | 6 196         | 10 731         | 5 212         | 5 934          | 11 147         |
| 40 - 44           | 3 606         | 4 468         | 8 074          | 4 441         | 5 703         | 10 145         | 4 536         | 5 737          | 10 272         |
| 45 - 49           | 2 773         | 3 456         | 6 228          | 3 604         | 4 594         | 8 198          | 4 229         | 5 772          | 10 000         |
| 50 - 54           | 2 194         | 2 757         | 4 951          | 2 816         | 3 580         | 6 396          | 3 917         | 5 426          | 9 343          |
| 55 - 59           | 2 109         | 3 095         | 5 204          | 2 121         | 2 811         | 4 932          | 3 286         | 4 406          | 7 693          |
| 60 - 64           | 1 394         | 2 591         | 3 985          | 2 137         | 3 467         | 5 604          | 2 586         | 3 351          | 5 938          |
| 65 - 69           | 1 355         | 2 126         | 3 481          | 1 383         | 2 471         | 3 853          | 1 714         | 2 376          | 4 089          |
| 70 - 74           | 986           | 1 429         | 2 415          | 1 113         | 1 952         | 3 065          | 1 479         | 2 459          | 3 938          |
| 75 - 79           | 946           | 1 880         | 2 826          | 732           | 1 172         | 1 904          | 732           | 1 500          | 2 233          |
| 80 - 84           | 315           | 677           | 992            | 613           | 1 392         | 2 005          | 495           | 986            | 1 481          |
| 85+               | 325           | 748           | 1 073          | 291           | 637           | 927            | 436           | 970            | 1 406          |
| <b>Total</b>      | <b>81 331</b> | <b>93 510</b> | <b>174 841</b> | <b>84 742</b> | <b>97 055</b> | <b>181 799</b> | <b>90 619</b> | <b>100 103</b> | <b>190 723</b> |

**Table 2.1.1.21: Distribution of the population by age and sex: Intsika Yethu municipality – 1996, 2001 and 2011**

| EC135:<br>Intsika Yethu | 1996          |               |                | 2001          |               |                | 2011          |               |                |
|-------------------------|---------------|---------------|----------------|---------------|---------------|----------------|---------------|---------------|----------------|
|                         | Male          | Female        | Total          | Male          | Female        | Total          | Male          | Female        | Total          |
|                         | 0 - 4         | 11 000        | 10 669         | 21 670        | 8 112         | 7 789          | 15 901        | 8 971         | 8 565          |
| 5 - 9                   | 13 596        | 13 092        | 26 688         | 11 765        | 11 610        | 23 375         | 9 129         | 8 827         | 17 955         |
| 10 - 14                 | 14 222        | 14 090        | 28 312         | 13 419        | 13 006        | 26 425         | 9 017         | 7 975         | 16 992         |
| 15 - 19                 | 10 063        | 10 207        | 20 270         | 11 068        | 10 591        | 21 659         | 9 438         | 8 146         | 17 584         |
| 20 - 24                 | 4 222         | 5 761         | 9 983          | 4 233         | 4 911         | 9 145          | 5 579         | 4 984         | 10 563         |
| 25 - 29                 | 2 221         | 4 174         | 6 395          | 2 513         | 3 570         | 6 083          | 4 049         | 3 587         | 7 635          |
| 30 - 34                 | 2 226         | 4 273         | 6 500          | 2 073         | 3 582         | 5 655          | 2 825         | 2 995         | 5 820          |
| 35 - 39                 | 2 275         | 4 132         | 6 408          | 2 112         | 3 872         | 5 983          | 2 584         | 3 244         | 5 828          |
| 40 - 44                 | 2 068         | 3 606         | 5 674          | 2 390         | 4 080         | 6 470          | 2 126         | 3 580         | 5 706          |
| 45 - 49                 | 1 824         | 3 124         | 4 947          | 2 116         | 3 630         | 5 746          | 2 310         | 3 967         | 6 277          |
| 50 - 54                 | 1 637         | 2 640         | 4 277          | 2 022         | 3 170         | 5 192          | 2 555         | 4 174         | 6 729          |
| 55 - 59                 | 1 899         | 3 226         | 5 125          | 1 792         | 2 605         | 4 397          | 2 468         | 3 857         | 6 326          |
| 60 - 64                 | 1 544         | 3 317         | 4 861          | 1 969         | 3 685         | 5 653          | 2 386         | 3 488         | 5 873          |
| 65 - 69                 | 1 820         | 3 066         | 4 886          | 1 680         | 2 705         | 4 386          | 1 848         | 2 446         | 4 294          |
| 70 - 74                 | 1 111         | 1 883         | 2 994          | 1 385         | 2 640         | 4 026          | 1 632         | 2 665         | 4 297          |
| 75 - 79                 | 949           | 1 549         | 2 498          | 788           | 1 430         | 2 218          | 886           | 1 675         | 2 562          |
| 80 - 84                 | 405           | 711           | 1 116          | 564           | 1 150         | 1 714          | 611           | 1 383         | 1 994          |
| 85+                     | 211           | 562           | 774            | 220           | 581           | 801            | 384           | 1 017         | 1 401          |
| <b>Total</b>            | <b>73 294</b> | <b>90 092</b> | <b>163 376</b> | <b>70 221</b> | <b>84 607</b> | <b>154 829</b> | <b>68 798</b> | <b>76 575</b> | <b>145 372</b> |

**Table 2.1.1.22: Distribution of the population by age and sex: Emalahleni municipality – 1996, 2001 and 2011**

| EC136:<br>Emalahleni | 1996          |               |                | 2001          |               |                | 2011          |               |                |
|----------------------|---------------|---------------|----------------|---------------|---------------|----------------|---------------|---------------|----------------|
|                      | Male          | Female        | Total          | Male          | Female        | Total          | Male          | Female        | Total          |
|                      | 0 - 4         | 7 677         | 7 385          | 15 061        | 5 909         | 5 697          | 11 606        | 7 242         | 7 086          |
| 5 - 9                | 10 398        | 9 877         | 20 276         | 8 841         | 8 498         | 17 339         | 7 580         | 7 083         | 14 663         |
| 10 - 14              | 11 216        | 11 040        | 22 256         | 10 363        | 9 922         | 20 285         | 6 806         | 6 102         | 12 908         |
| 15 - 19              | 8 915         | 9 263         | 18 177         | 9 297         | 8 638         | 17 935         | 7 722         | 6 920         | 14 642         |
| 20 - 24              | 4 273         | 5 329         | 9 602          | 4 304         | 4 330         | 8 633          | 4 923         | 4 506         | 9 429          |
| 25 - 29              | 2 138         | 3 249         | 5 387          | 2 394         | 2 899         | 5 292          | 3 314         | 3 159         | 6 473          |
| 30 - 34              | 1 856         | 3 285         | 5 140          | 1 727         | 2 733         | 4 460          | 2 523         | 2 533         | 5 056          |
| 35 - 39              | 1 951         | 3 250         | 5 200          | 1 799         | 3 115         | 4 914          | 2 362         | 2 664         | 5 026          |
| 40 - 44              | 1 574         | 2 644         | 4 217          | 1 985         | 3 257         | 5 241          | 1 890         | 2 919         | 4 809          |
| 45 - 49              | 1 273         | 2 138         | 3 410          | 1 713         | 2 705         | 4 418          | 1 867         | 3 163         | 5 030          |
| 50 - 54              | 1 103         | 1 839         | 2 942          | 1 424         | 2 199         | 3 623          | 2 213         | 3 514         | 5 727          |
| 55 - 59              | 1 363         | 2 732         | 4 095          | 1 210         | 1 988         | 3 198          | 1 993         | 3 027         | 5 020          |
| 60 - 64              | 1 132         | 2 371         | 3 503          | 1 592         | 3 007         | 4 600          | 1 860         | 2 653         | 4 514          |
| 65 - 69              | 1 191         | 2 002         | 3 193          | 1 180         | 2 157         | 3 336          | 1 370         | 1 953         | 3 323          |
| 70 - 74              | 879           | 1 242         | 2 121          | 983           | 1 667         | 2 650          | 1 418         | 2 385         | 3 803          |
| 75 - 79              | 998           | 1 799         | 2 797          | 676           | 976           | 1 652          | 707           | 1 409         | 2 116          |
| 80 - 84              | 335           | 525           | 860            | 617           | 1 287         | 1 904          | 426           | 907           | 1 333          |
| 85+                  | 263           | 527           | 790            | 256           | 478           | 734            | 403           | 858           | 1 261          |
| <b>Total</b>         | <b>58 532</b> | <b>70 494</b> | <b>129 027</b> | <b>56 270</b> | <b>65 553</b> | <b>121 820</b> | <b>56 619</b> | <b>62 841</b> | <b>119 461</b> |

**Table 2.1.1.23: Distribution of the population by age and sex: Engcobo municipality – 1996, 2001 and 2011**

| EC137:<br>Engcobo | 1996          |               |                | 2001          |               |                | 2011          |               |                |
|-------------------|---------------|---------------|----------------|---------------|---------------|----------------|---------------|---------------|----------------|
|                   | Male          | Female        | Total          | Male          | Female        | Total          | Male          | Female        | Total          |
|                   | 0 - 4         | 12 025        | 11 375         | 23 400        | 9 589         | 9 443          | 19 031        | 10 577        | 10 190         |
| 5 - 9             | 13 711        | 13 180        | 26 891         | 12 875        | 12 391        | 25 266         | 10 348        | 10 011        | 20 359         |
| 10 - 14           | 13 649        | 13 561        | 27 210         | 14 151        | 13 699        | 27 849         | 10 568        | 9 754         | 20 322         |
| 15 - 19           | 10 142        | 11 051        | 21 193         | 11 006        | 11 441        | 22 447         | 10 419        | 9 499         | 19 917         |
| 20 - 24           | 4 832         | 7 140         | 11 972         | 4 703         | 5 967         | 10 670         | 5 360         | 6 338         | 11 698         |
| 25 - 29           | 2 706         | 4 631         | 7 337          | 2 839         | 4 726         | 7 566          | 3 886         | 4 815         | 8 701          |
| 30 - 34           | 2 319         | 4 281         | 6 600          | 2 324         | 4 043         | 6 367          | 2 802         | 3 879         | 6 681          |
| 35 - 39           | 2 226         | 4 231         | 6 457          | 2 124         | 4 016         | 6 139          | 2 594         | 4 152         | 6 746          |
| 40 - 44           | 1 911         | 3 419         | 5 330          | 2 310         | 4 234         | 6 544          | 2 304         | 3 936         | 6 240          |
| 45 - 49           | 1 688         | 2 793         | 4 481          | 1 971         | 3 299         | 5 270          | 2 177         | 3 867         | 6 044          |
| 50 - 54           | 1 452         | 2 420         | 3 872          | 1 869         | 2 781         | 4 650          | 2 242         | 3 935         | 6 177          |
| 55 - 59           | 1 768         | 2 895         | 4 663          | 1 587         | 2 291         | 3 878          | 2 087         | 3 278         | 5 365          |
| 60 - 64           | 1 533         | 3 499         | 5 031          | 2 000         | 3 563         | 5 563          | 1 997         | 2 646         | 4 642          |
| 65 - 69           | 1 924         | 2 503         | 4 427          | 1 554         | 2 642         | 4 196          | 1 388         | 2 091         | 3 480          |
| 70 - 74           | 1 020         | 1 292         | 2 312          | 1 391         | 1 913         | 3 304          | 1 516         | 2 150         | 3 666          |
| 75 - 79           | 694           | 993           | 1 688          | 726           | 1 027         | 1 753          | 819           | 1 516         | 2 335          |
| 80 - 84           | 286           | 428           | 714            | 471           | 717           | 1 189          | 559           | 866           | 1 425          |
| 85+               | 164           | 345           | 509            | 199           | 368           | 567            | 312           | 636           | 948            |
| <b>Total</b>      | <b>74 049</b> | <b>90 039</b> | <b>164 088</b> | <b>73 689</b> | <b>88 561</b> | <b>162 249</b> | <b>71 955</b> | <b>83 559</b> | <b>155 514</b> |

**Table 2.1.1.24: Distribution of the population by age and sex: Sakhisizwe municipality – 1996, 2001 and 2011**

| EC138:<br>Sakhisizwe | 1996          |               |               | 2001          |               |               | 2011          |               |               |
|----------------------|---------------|---------------|---------------|---------------|---------------|---------------|---------------|---------------|---------------|
|                      | Male          | Female        | Total         | Male          | Female        | Total         | Male          | Female        | Total         |
|                      | 0 - 4         | 4 009         | 4 023         | 8 032         | 3 500         | 3 466         | 6 966         | 3 984         | 3 980         |
| 5 - 9                | 5 146         | 4 941         | 10 088        | 4 625         | 4 711         | 9 335         | 3 618         | 3 544         | 7 162         |
| 10 - 14              | 5 205         | 5 334         | 10 539        | 5 447         | 5 048         | 10 494        | 3 661         | 3 444         | 7 105         |
| 15 - 19              | 4 208         | 4 244         | 8 452         | 4 606         | 4 617         | 9 223         | 4 025         | 3 592         | 7 617         |
| 20 - 24              | 2 353         | 2 772         | 5 125         | 2 584         | 2 478         | 5 062         | 2 902         | 2 629         | 5 532         |
| 25 - 29              | 1 287         | 1 906         | 3 193         | 1 580         | 1 972         | 3 552         | 2 109         | 1 998         | 4 107         |
| 30 - 34              | 1 116         | 1 807         | 2 923         | 1 188         | 1 651         | 2 839         | 1 661         | 1 638         | 3 299         |
| 35 - 39              | 1 143         | 1 710         | 2 853         | 1 187         | 1 777         | 2 964         | 1 334         | 1 627         | 2 962         |
| 40 - 44              | 969           | 1 361         | 2 330         | 1 230         | 1 728         | 2 958         | 1 197         | 1 595         | 2 792         |
| 45 - 49              | 833           | 1 154         | 1 987         | 1 172         | 1 456         | 2 628         | 1 117         | 1 685         | 2 801         |
| 50 - 54              | 617           | 892           | 1 509         | 949           | 1 225         | 2 174         | 1 188         | 1 704         | 2 892         |
| 55 - 59              | 735           | 1 063         | 1 798         | 684           | 916           | 1 600         | 1 115         | 1 331         | 2 447         |
| 60 - 64              | 572           | 1 073         | 1 645         | 790           | 1 216         | 2 006         | 910           | 1 215         | 2 125         |
| 65 - 69              | 582           | 955           | 1 537         | 572           | 997           | 1 569         | 641           | 772           | 1 413         |
| 70 - 74              | 413           | 577           | 990           | 476           | 832           | 1 308         | 526           | 833           | 1 359         |
| 75 - 79              | 420           | 626           | 1 046         | 285           | 439           | 724           | 291           | 601           | 892           |
| 80 - 84              | 152           | 285           | 437           | 254           | 435           | 689           | 201           | 402           | 603           |
| 85+                  | 112           | 191           | 303           | 111           | 244           | 355           | 165           | 344           | 509           |
| <b>Total</b>         | <b>29 874</b> | <b>34 914</b> | <b>64 787</b> | <b>31 240</b> | <b>35 208</b> | <b>66 446</b> | <b>30 645</b> | <b>32 934</b> | <b>63 581</b> |

**Age and sex structure, DC14: Joe Gqabi district**

**Table 2.1.1.25: Distribution of the population by age and sex: Elundini municipality – 1996, 2001 and 2011**

| EC141:<br>Elundini | 1996          |               |                | 2001          |               |                | 2011          |               |                |
|--------------------|---------------|---------------|----------------|---------------|---------------|----------------|---------------|---------------|----------------|
|                    | Male          | Female        | Total          | Male          | Female        | Total          | Male          | Female        | Total          |
|                    | 0 - 4         | 8 907         | 8 900          | 17 807        | 7 577         | 7 364          | 14 941        | 8 188         | 7 949          |
| 5 - 9              | 11 047        | 10 798        | 21 845         | 10 130        | 9 926         | 20 057         | 8 164         | 7 829         | 15 993         |
| 10 - 14            | 11 229        | 11 168        | 22 398         | 11 391        | 11 337        | 22 727         | 8 860         | 7 866         | 16 726         |
| 15 - 19            | 8 251         | 8 901         | 17 152         | 9 763         | 9 274         | 19 037         | 9 013         | 8 166         | 17 180         |
| 20 - 24            | 4 331         | 5 431         | 9 763          | 4 688         | 4 975         | 9 663          | 6 441         | 5 746         | 12 187         |
| 25 - 29            | 2 352         | 3 676         | 6 028          | 2 721         | 3 791         | 6 512          | 4 397         | 4 302         | 8 699          |
| 30 - 34            | 1 938         | 3 739         | 5 677          | 2 213         | 3 364         | 5 577          | 3 189         | 3 453         | 6 641          |
| 35 - 39            | 1 933         | 3 458         | 5 391          | 2 060         | 3 543         | 5 603          | 2 743         | 3 512         | 6 256          |
| 40 - 44            | 1 665         | 2 839         | 4 504          | 2 129         | 3 606         | 5 736          | 2 210         | 3 387         | 5 597          |
| 45 - 49            | 1 435         | 2 468         | 3 904          | 1 955         | 3 022         | 4 977          | 2 074         | 3 508         | 5 582          |
| 50 - 54            | 1 278         | 2 141         | 3 419          | 1 730         | 2 594         | 4 324          | 2 120         | 3 587         | 5 707          |
| 55 - 59            | 1 325         | 2 035         | 3 361          | 1 486         | 2 167         | 3 653          | 2 095         | 3 189         | 5 285          |
| 60 - 64            | 1 334         | 2 873         | 4 206          | 1 475         | 2 560         | 4 034          | 1 938         | 2 804         | 4 742          |
| 65 - 69            | 1 227         | 2 222         | 3 449          | 1 559         | 2 579         | 4 137          | 1 382         | 2 032         | 3 414          |
| 70 - 74            | 814           | 1 231         | 2 046          | 1 019         | 1 905         | 2 924          | 1 156         | 1 911         | 3 067          |
| 75 - 79            | 730           | 1 191         | 1 921          | 565           | 963           | 1 528          | 765           | 1 666         | 2 431          |
| 80 - 84            | 241           | 505           | 747            | 439           | 930           | 1 369          | 453           | 1 044         | 1 497          |
| 85+                | 184           | 333           | 517            | 191           | 403           | 594            | 294           | 706           | 1 000          |
| <b>Total</b>       | <b>60 222</b> | <b>73 911</b> | <b>134 133</b> | <b>63 091</b> | <b>74 303</b> | <b>137 393</b> | <b>65 482</b> | <b>72 657</b> | <b>138 141</b> |

**Table 2.1.1.26: Distribution of the population by age and sex: Senqu municipality – 1996, 2001 and 2011**

| EC142:<br>Senqu | 1996          |               |                | 2001          |               |                | 2011          |               |                |
|-----------------|---------------|---------------|----------------|---------------|---------------|----------------|---------------|---------------|----------------|
|                 | Male          | Female        | Total          | Male          | Female        | Total          | Male          | Female        | Total          |
|                 | 0 - 4         | 7 731         | 7 571          | 15 302        | 6 785         | 6 803          | 13 587        | 8 030         | 7 783          |
| 5 - 9           | 9 781         | 9 453         | 19 234         | 8 855         | 8 872         | 17 727         | 7 533         | 7 589         | 15 123         |
| 10 - 14         | 10 139        | 10 404        | 20 543         | 10 171        | 10 105        | 20 276         | 7 554         | 7 088         | 14 642         |
| 15 - 19         | 8 889         | 9 487         | 18 376         | 9 556         | 9 523         | 19 079         | 8 269         | 7 732         | 16 001         |
| 20 - 24         | 5 771         | 6 117         | 11 888         | 6 419         | 6 383         | 12 802         | 6 223         | 6 484         | 12 707         |
| 25 - 29         | 3 061         | 3 697         | 6 758          | 3 788         | 4 139         | 7 927          | 4 264         | 5 024         | 9 288          |
| 30 - 34         | 2 382         | 3 505         | 5 887          | 2 904         | 3 517         | 6 421          | 3 570         | 4 061         | 7 631          |
| 35 - 39         | 2 268         | 3 203         | 5 470          | 2 615         | 3 377         | 5 992          | 3 074         | 3 660         | 6 734          |
| 40 - 44         | 1 793         | 2 617         | 4 410          | 2 384         | 3 279         | 5 663          | 2 520         | 3 163         | 5 683          |
| 45 - 49         | 1 520         | 2 201         | 3 721          | 1 960         | 2 842         | 4 802          | 2 235         | 3 241         | 5 476          |
| 50 - 54         | 1 250         | 1 884         | 3 134          | 1 735         | 2 361         | 4 096          | 2 116         | 3 205         | 5 321          |
| 55 - 59         | 1 378         | 1 811         | 3 189          | 1 452         | 1 931         | 3 383          | 1 967         | 2 971         | 4 937          |
| 60 - 64         | 1 457         | 2 793         | 4 250          | 1 526         | 2 267         | 3 793          | 1 863         | 2 604         | 4 467          |
| 65 - 69         | 1 204         | 1 889         | 3 093          | 1 470         | 2 611         | 4 082          | 1 271         | 1 962         | 3 233          |
| 70 - 74         | 805           | 1 211         | 2 017          | 972           | 1 728         | 2 700          | 1 051         | 1 719         | 2 770          |
| 75 - 79         | 655           | 1 204         | 1 860          | 550           | 984           | 1 535          | 707           | 1 548         | 2 255          |
| 80 - 84         | 223           | 550           | 773            | 425           | 860           | 1 285          | 324           | 869           | 1 192          |
| 85+             | 189           | 426           | 614            | 140           | 443           | 584            | 236           | 642           | 878            |
| <b>Total</b>    | <b>60 495</b> | <b>70 024</b> | <b>130 518</b> | <b>63 707</b> | <b>72 025</b> | <b>135 734</b> | <b>62 807</b> | <b>71 345</b> | <b>134 150</b> |

**Table 2.1.1.27: Distribution of the population by age and sex: Maletswai municipality – 1996, 2001 and 2011**

| EC143:<br>Maletswai | 1996          |               |               | 2001          |               |               | 2011          |               |               |
|---------------------|---------------|---------------|---------------|---------------|---------------|---------------|---------------|---------------|---------------|
|                     | Male          | Female        | Total         | Male          | Female        | Total         | Male          | Female        | Total         |
|                     | 0 - 4         | 1 554         | 1 633         | 3 186         | 1 924         | 1 850         | 3 774         | 2 531         | 2 644         |
| 5 - 9               | 1 867         | 1 890         | 3 757         | 2 063         | 1 975         | 4 028         | 2 406         | 2 388         | 4 793         |
| 10 - 14             | 2 060         | 2 308         | 4 367         | 2 181         | 2 341         | 4 522         | 2 158         | 2 064         | 4 222         |
| 15 - 19             | 1 832         | 2 172         | 4 005         | 2 309         | 2 413         | 4 723         | 2 043         | 2 100         | 4 142         |
| 20 - 24             | 1 393         | 1 684         | 3 077         | 1 677         | 1 751         | 3 429         | 1 990         | 2 187         | 4 177         |
| 25 - 29             | 1 046         | 1 245         | 2 291         | 1 324         | 1 592         | 2 916         | 1 823         | 2 137         | 3 959         |
| 30 - 34             | 807           | 1 047         | 1 854         | 1 153         | 1 257         | 2 410         | 1 577         | 1 632         | 3 209         |
| 35 - 39             | 774           | 953           | 1 726         | 955           | 1 136         | 2 091         | 1 346         | 1 513         | 2 858         |
| 40 - 44             | 657           | 826           | 1 483         | 851           | 1 077         | 1 928         | 1 124         | 1 236         | 2 360         |
| 45 - 49             | 567           | 654           | 1 221         | 723           | 999           | 1 723         | 867           | 1 118         | 1 985         |
| 50 - 54             | 486           | 588           | 1 074         | 639           | 752           | 1 391         | 769           | 1 055         | 1 825         |
| 55 - 59             | 411           | 554           | 964           | 468           | 602           | 1 070         | 644           | 810           | 1 454         |
| 60 - 64             | 361           | 473           | 834           | 444           | 600           | 1 044         | 544           | 673           | 1 217         |
| 65 - 69             | 194           | 341           | 535           | 308           | 439           | 746           | 353           | 442           | 794           |
| 70 - 74             | 214           | 321           | 535           | 177           | 331           | 508           | 250           | 386           | 636           |
| 75 - 79             | 151           | 286           | 437           | 125           | 271           | 396           | 152           | 262           | 413           |
| 80 - 84             | 71            | 161           | 232           | 111           | 276           | 387           | 71            | 192           | 263           |
| 85+                 | 54            | 133           | 187           | 77            | 143           | 220           | 87            | 228           | 315           |
| <b>Total</b>        | <b>14 499</b> | <b>17 268</b> | <b>31 767</b> | <b>17 499</b> | <b>19 805</b> | <b>37 306</b> | <b>20 735</b> | <b>23 067</b> | <b>43 798</b> |



**Table 2.1.1.28: Distribution of the population by age and sex: Gariep municipality – 1996, 2001 and 2011**

| EC144:<br>Gariep | 1996          |               |               | 2001          |               |               | 2011          |               |               |
|------------------|---------------|---------------|---------------|---------------|---------------|---------------|---------------|---------------|---------------|
|                  | Male          | Female        | Total         | Male          | Female        | Total         | Male          | Female        | Total         |
|                  | 0 - 4         | 1 469         | 1 484         | 2 953         | 1 437         | 1 605         | 3 042         | 1 904         | 1 939         |
| 5 - 9            | 1 884         | 1 914         | 3 798         | 1 790         | 1 784         | 3 574         | 1 823         | 1 835         | 3 658         |
| 10 - 14          | 1 975         | 1 968         | 3 943         | 1 922         | 1 980         | 3 902         | 1 571         | 1 596         | 3 168         |
| 15 - 19          | 1 608         | 1 760         | 3 368         | 1 820         | 1 735         | 3 555         | 1 577         | 1 508         | 3 084         |
| 20 - 24          | 1 273         | 1 322         | 2 595         | 1 354         | 1 345         | 2 699         | 1 581         | 1 373         | 2 954         |
| 25 - 29          | 882           | 999           | 1 880         | 1 147         | 1 096         | 2 243         | 1 370         | 1 321         | 2 691         |
| 30 - 34          | 851           | 945           | 1 796         | 872           | 1 016         | 1 888         | 1 159         | 1 130         | 2 289         |
| 35 - 39          | 765           | 831           | 1 595         | 858           | 1 065         | 1 923         | 1 058         | 1 101         | 2 159         |
| 40 - 44          | 663           | 778           | 1 441         | 764           | 840           | 1 604         | 835           | 946           | 1 781         |
| 45 - 49          | 515           | 656           | 1 170         | 702           | 816           | 1 519         | 831           | 994           | 1 826         |
| 50 - 54          | 475           | 515           | 990           | 533           | 745           | 1 277         | 736           | 805           | 1 541         |
| 55 - 59          | 390           | 555           | 945           | 497           | 530           | 1 027         | 673           | 766           | 1 439         |
| 60 - 64          | 298           | 457           | 755           | 414           | 555           | 969           | 439           | 610           | 1 049         |
| 65 - 69          | 269           | 401           | 669           | 290           | 444           | 734           | 345           | 361           | 706           |
| 70 - 74          | 218           | 300           | 518           | 202           | 358           | 559           | 244           | 397           | 641           |
| 75 - 79          | 171           | 249           | 420           | 134           | 230           | 364           | 132           | 223           | 355           |
| 80 - 84          | 83            | 146           | 228           | 100           | 171           | 271           | 69            | 192           | 261           |
| 85+              | 54            | 108           | 162           | 56            | 108           | 164           | 73            | 160           | 233           |
| <b>Total</b>     | <b>13 840</b> | <b>15 386</b> | <b>29 226</b> | <b>14 892</b> | <b>16 423</b> | <b>31 314</b> | <b>16 420</b> | <b>17 257</b> | <b>33 678</b> |

**Age and sex structure, DC15: O.R. Tambo district**

**Table 2.1.1.29: Distribution of the population by age and sex: Ngquza Hill municipality – 1996, 2001 and 2011**

| EC153:<br>Ngquza Hill | 1996           |                |                | 2001           |                |                | 2011           |                |                |
|-----------------------|----------------|----------------|----------------|----------------|----------------|----------------|----------------|----------------|----------------|
|                       | Male           | Female         | Total          | Male           | Female         | Total          | Male           | Female         | Total          |
|                       | 0 - 4          | 20 179         | 19 752         | 39 932         | 17 764         | 17 727         | 35 490         | 20 642         | 20 192         |
| 5 - 9                 | 19 773         | 19 847         | 39 620         | 20 924         | 20 825         | 41 750         | 19 373         | 19 511         | 38 884         |
| 10 - 14               | 17 681         | 18 490         | 36 171         | 19 963         | 20 651         | 40 614         | 19 720         | 18 590         | 38 311         |
| 15 - 19               | 13 508         | 15 589         | 29 097         | 15 560         | 16 802         | 32 362         | 19 286         | 19 058         | 38 344         |
| 20 - 24               | 8 629          | 11 640         | 20 269         | 9 040          | 10 751         | 19 791         | 11 954         | 12 299         | 24 253         |
| 25 - 29               | 4 985          | 8 424          | 13 409         | 5 747          | 8 179          | 13 926         | 8 277          | 9 698          | 17 975         |
| 30 - 34               | 4 284          | 7 401          | 11 685         | 4 151          | 7 079          | 11 230         | 6 115          | 8 012          | 14 127         |
| 35 - 39               | 4 045          | 6 750          | 10 795         | 3 978          | 6 627          | 10 605         | 4 705          | 6 881          | 11 586         |
| 40 - 44               | 2 956          | 4 678          | 7 634          | 3 851          | 6 236          | 10 087         | 3 272          | 6 348          | 9 620          |
| 45 - 49               | 2 562          | 3 840          | 6 402          | 2 801          | 4 546          | 7 347          | 3 153          | 5 701          | 8 855          |
| 50 - 54               | 1 910          | 3 328          | 5 237          | 2 485          | 3 778          | 6 263          | 3 140          | 5 312          | 8 451          |
| 55 - 59               | 2 007          | 3 237          | 5 243          | 1 846          | 2 970          | 4 817          | 2 498          | 3 956          | 6 454          |
| 60 - 64               | 1 933          | 4 134          | 6 067          | 2 007          | 3 998          | 6 005          | 2 122          | 3 576          | 5 698          |
| 65 - 69               | 2 180          | 3 770          | 5 950          | 1 727          | 3 594          | 5 321          | 1 429          | 2 801          | 4 230          |
| 70 - 74               | 1 193          | 1 852          | 3 044          | 1 608          | 3 215          | 4 823          | 1 461          | 2 772          | 4 233          |
| 75 - 79               | 892            | 1 290          | 2 182          | 718            | 1 284          | 2 002          | 813            | 2 140          | 2 953          |
| 80 - 84               | 327            | 637            | 965            | 512            | 937            | 1 448          | 646            | 1 731          | 2 377          |
| 85+                   | 222            | 349            | 570            | 201            | 398            | 598            | 368            | 929            | 1 297          |
| <b>Total</b>          | <b>109 264</b> | <b>135 005</b> | <b>244 270</b> | <b>114 883</b> | <b>139 597</b> | <b>254 479</b> | <b>128 974</b> | <b>149 507</b> | <b>278 481</b> |

**Table 2.1.1.30: Distribution of the population by age and sex: Port St Johns municipality – 1996, 2001 and 2011**

| EC154:<br>Port St Johns | 1996          |               |                | 2001          |               |                | 2011          |               |                |
|-------------------------|---------------|---------------|----------------|---------------|---------------|----------------|---------------|---------------|----------------|
|                         | Male          | Female        | Total          | Male          | Female        | Total          | Male          | Female        | Total          |
|                         | 0 - 4         | 12 378        | 12 282         | 24 660        | 10 251        | 9 904          | 20 155        | 11 407        | 11 265         |
| 5 - 9                   | 12 545        | 12 650        | 25 195         | 12 602        | 12 791        | 25 393         | 11 124        | 11 025        | 22 149         |
| 10 - 14                 | 11 349        | 11 784        | 23 133         | 12 287        | 12 622        | 24 909         | 11 184        | 10 384        | 21 568         |
| 15 - 19                 | 7 657         | 8 612         | 16 269         | 8 904         | 9 572         | 18 476         | 11 358        | 11 240        | 22 597         |
| 20 - 24                 | 4 211         | 5 791         | 10 002         | 4 715         | 5 734         | 10 449         | 6 433         | 7 060         | 13 493         |
| 25 - 29                 | 2 414         | 4 485         | 6 899          | 2 905         | 4 345         | 7 250          | 4 026         | 5 046         | 9 071          |
| 30 - 34                 | 2 181         | 4 182         | 6 363          | 2 030         | 3 725         | 5 755          | 2 815         | 4 172         | 6 986          |
| 35 - 39                 | 2 266         | 3 726         | 5 993          | 2 019         | 3 781         | 5 800          | 2 301         | 3 811         | 6 112          |
| 40 - 44                 | 1 666         | 2 748         | 4 413          | 1 969         | 3 556         | 5 525          | 1 760         | 3 431         | 5 190          |
| 45 - 49                 | 1 487         | 2 438         | 3 925          | 1 654         | 2 653         | 4 307          | 1 649         | 3 353         | 5 003          |
| 50 - 54                 | 1 151         | 1 849         | 2 999          | 1 395         | 2 421         | 3 816          | 1 794         | 3 141         | 4 935          |
| 55 - 59                 | 1 256         | 2 416         | 3 672          | 1 158         | 1 718         | 2 876          | 1 493         | 2 400         | 3 893          |
| 60 - 64                 | 1 274         | 2 553         | 3 827          | 1 356         | 2 708         | 4 064          | 1 365         | 2 309         | 3 674          |
| 65 - 69                 | 1 399         | 2 305         | 3 704          | 1 112         | 1 979         | 3 091          | 838           | 1 501         | 2 338          |
| 70 - 74                 | 682           | 1 065         | 1 747          | 898           | 1 844         | 2 741          | 876           | 1 807         | 2 682          |
| 75 - 79                 | 604           | 853           | 1 457          | 348           | 683           | 1 031          | 505           | 1 200         | 1 706          |
| 80 - 84                 | 223           | 386           | 609            | 348           | 621           | 969            | 344           | 967           | 1 311          |
| 85+                     | 158           | 232           | 389            | 123           | 236           | 359            | 210           | 546           | 755            |
| <b>Total</b>            | <b>64 899</b> | <b>80 357</b> | <b>145 256</b> | <b>66 074</b> | <b>80 893</b> | <b>146 966</b> | <b>71 482</b> | <b>84 658</b> | <b>156 135</b> |

**Table 2.1.1.31: Distribution of the population by age and sex: Nyandeni municipality – 1996, 2001 and 2011**

| EC155:<br>Nyandeni | 1996           |                |                | 2001           |                |                | 2011           |                |                |
|--------------------|----------------|----------------|----------------|----------------|----------------|----------------|----------------|----------------|----------------|
|                    | Male           | Female         | Total          | Male           | Female         | Total          | Male           | Female         | Total          |
|                    | 0 - 4          | 21 557         | 20 847         | 42 404         | 18 127         | 17 762         | 35 889         | 19 945         | 19 655         |
| 5 - 9              | 21 681         | 21 165         | 42 845         | 22 598         | 22 305         | 44 902         | 19 426         | 19 387         | 38 813         |
| 10 - 14            | 19 403         | 19 673         | 39 076         | 22 134         | 22 267         | 44 401         | 20 370         | 19 127         | 39 496         |
| 15 - 19            | 15 179         | 16 348         | 31 527         | 18 377         | 18 802         | 37 179         | 20 713         | 20 188         | 40 901         |
| 20 - 24            | 9 887          | 11 637         | 21 524         | 10 723         | 11 860         | 22 582         | 13 174         | 13 680         | 26 854         |
| 25 - 29            | 5 375          | 8 324          | 13 699         | 6 437          | 9 014          | 15 451         | 8 397          | 10 314         | 18 711         |
| 30 - 34            | 4 481          | 7 422          | 11 903         | 4 305          | 7 168          | 11 472         | 5 884          | 8 293          | 14 177         |
| 35 - 39            | 4 171          | 6 501          | 10 672         | 3 876          | 6 938          | 10 814         | 4 785          | 7 665          | 12 450         |
| 40 - 44            | 3 094          | 4 884          | 7 978          | 3 848          | 6 186          | 10 034         | 3 820          | 6 619          | 10 440         |
| 45 - 49            | 2 477          | 3 951          | 6 428          | 2 978          | 4 905          | 7 882          | 3 491          | 6 418          | 9 909          |
| 50 - 54            | 2 029          | 3 232          | 5 261          | 2 474          | 3 846          | 6 319          | 3 593          | 5 792          | 9 386          |
| 55 - 59            | 2 386          | 3 974          | 6 360          | 1 928          | 3 034          | 4 962          | 2 937          | 4 651          | 7 589          |
| 60 - 64            | 2 268          | 4 526          | 6 794          | 2 540          | 5 093          | 7 633          | 2 523          | 3 845          | 6 368          |
| 65 - 69            | 2 222          | 3 662          | 5 884          | 2 138          | 3 806          | 5 944          | 1 640          | 2 582          | 4 222          |
| 70 - 74            | 1 215          | 1 818          | 3 033          | 1 651          | 3 075          | 4 726          | 1 624          | 3 118          | 4 742          |
| 75 - 79            | 866            | 1 494          | 2 360          | 744            | 1 228          | 1 973          | 885            | 2 284          | 3 169          |
| 80 - 84            | 318            | 623            | 940            | 506            | 1 059          | 1 565          | 639            | 1 580          | 2 219          |
| 85+                | 250            | 469            | 718            | 196            | 492            | 688            | 394            | 950            | 1 344          |
| <b>Total</b>       | <b>118 857</b> | <b>140 548</b> | <b>259 404</b> | <b>125 580</b> | <b>148 840</b> | <b>274 416</b> | <b>134 240</b> | <b>156 148</b> | <b>290 390</b> |

**Table 2.1.1.32: Distribution of the population by age and sex: Mhlontlo municipality – 1996, 2001 and 2011**

| EC156:<br>Mhlontlo | 1996          |                |                | 2001          |                |                | 2011          |                |                |
|--------------------|---------------|----------------|----------------|---------------|----------------|----------------|---------------|----------------|----------------|
|                    | Male          | Female         | Total          | Male          | Female         | Total          | Male          | Female         | Total          |
|                    | 0 - 4         | 15 260         | 14 428         | 29 687        | 12 034         | 12 095         | 24 129        | 12 605         | 12 265         |
| 5 - 9              | 16 482        | 16 196         | 32 678         | 15 857        | 15 512         | 31 369         | 12 055        | 11 559         | 23 614         |
| 10 - 14            | 15 753        | 15 797         | 31 550         | 17 014        | 16 948         | 33 863         | 12 303        | 11 327         | 23 630         |
| 15 - 19            | 11 710        | 12 877         | 24 588         | 13 976        | 13 706         | 27 682         | 13 209        | 12 169         | 25 378         |
| 20 - 24            | 6 898         | 8 332          | 15 230         | 7 410         | 7 853          | 15 263         | 8 518         | 8 357          | 16 875         |
| 25 - 29            | 3 687         | 5 966          | 9 654          | 4 281         | 5 900          | 10 181         | 5 109         | 5 836          | 10 945         |
| 30 - 34            | 3 143         | 5 706          | 8 849          | 3 099         | 5 090          | 8 190          | 3 636         | 4 749          | 8 385          |
| 35 - 39            | 2 983         | 5 046          | 8 029          | 2 992         | 5 205          | 8 197          | 3 155         | 4 615          | 7 771          |
| 40 - 44            | 2 409         | 4 094          | 6 503          | 2 877         | 5 050          | 7 928          | 2 627         | 4 466          | 7 093          |
| 45 - 49            | 2 044         | 3 482          | 5 526          | 2 423         | 4 222          | 6 644          | 2 626         | 4 622          | 7 248          |
| 50 - 54            | 1 773         | 3 053          | 4 826          | 2 156         | 3 417          | 5 573          | 2 556         | 4 495          | 7 051          |
| 55 - 59            | 1 869         | 3 181          | 5 050          | 1 793         | 2 926          | 4 719          | 2 392         | 3 962          | 6 353          |
| 60 - 64            | 1 776         | 4 062          | 5 838          | 1 942         | 3 700          | 5 642          | 2 094         | 3 359          | 5 453          |
| 65 - 69            | 1 980         | 3 184          | 5 163          | 1 778         | 3 405          | 5 183          | 1 597         | 2 432          | 4 028          |
| 70 - 74            | 1 091         | 1 766          | 2 857          | 1 465         | 2 644          | 4 110          | 1 278         | 2 323          | 3 601          |
| 75 - 79            | 673           | 1 523          | 2 196          | 756           | 1 302          | 2 058          | 799           | 1 986          | 2 785          |
| 80 - 84            | 265           | 645            | 910            | 419           | 1 068          | 1 487          | 570           | 1 290          | 1 860          |
| 85+                | 174           | 421            | 595            | 173           | 544            | 717            | 312           | 975            | 1 288          |
| <b>Total</b>       | <b>89 969</b> | <b>109 759</b> | <b>199 728</b> | <b>92 445</b> | <b>110 487</b> | <b>202 935</b> | <b>87 441</b> | <b>100 787</b> | <b>188 228</b> |

**Table 2.1.1.33: Distribution of the population by age and sex: King Sabata Dalindyebo municipality – 1996, 2001 and 2011**

| EC157:<br>King Sabata Dalindyebo | 1996           |                |                | 2001           |                |                | 2011           |                |                |
|----------------------------------|----------------|----------------|----------------|----------------|----------------|----------------|----------------|----------------|----------------|
|                                  | Male           | Female         | Total          | Male           | Female         | Total          | Male           | Female         | Total          |
|                                  | 0 - 4          | 28 394         | 27 282         | 55 676         | 24 501         | 24 272         | 48 773         | 27 168         | 26 792         |
| 5 - 9                            | 29 403         | 29 332         | 58 734         | 30 663         | 30 209         | 60 872         | 25 770         | 25 443         | 51 213         |
| 10 - 14                          | 27 992         | 28 251         | 56 242         | 30 550         | 31 492         | 62 042         | 27 109         | 25 745         | 52 854         |
| 15 - 19                          | 22 893         | 25 941         | 48 834         | 27 192         | 29 407         | 56 599         | 30 240         | 31 038         | 61 279         |
| 20 - 24                          | 15 284         | 20 721         | 36 005         | 16 889         | 20 941         | 37 830         | 22 445         | 25 476         | 47 921         |
| 25 - 29                          | 10 244         | 14 989         | 25 234         | 10 843         | 16 049         | 26 892         | 16 315         | 19 486         | 35 801         |
| 30 - 34                          | 8 274          | 12 938         | 21 212         | 8 643          | 12 884         | 21 527         | 11 320         | 14 662         | 25 982         |
| 35 - 39                          | 7 276          | 11 254         | 18 530         | 7 599          | 11 817         | 19 415         | 9 248          | 13 698         | 22 946         |
| 40 - 44                          | 5 712          | 8 528          | 14 240         | 6 952          | 10 826         | 17 778         | 7 621          | 12 011         | 19 632         |
| 45 - 49                          | 4 437          | 6 560          | 11 017         | 5 397          | 8 256          | 13 653         | 6 789          | 10 603         | 17 392         |
| 50 - 54                          | 3 420          | 5 407          | 8 827          | 4 355          | 6 510          | 10 865         | 6 085          | 9 817          | 15 902         |
| 55 - 59                          | 3 665          | 5 613          | 9 278          | 3 254          | 4 786          | 8 039          | 5 226          | 7 941          | 13 167         |
| 60 - 64                          | 3 060          | 6 218          | 9 278          | 3 776          | 7 344          | 11 120         | 4 328          | 6 391          | 10 720         |
| 65 - 69                          | 3 185          | 4 838          | 8 023          | 3 051          | 4 719          | 7 770          | 2 703          | 3 837          | 6 540          |
| 70 - 74                          | 1 807          | 2 770          | 4 577          | 2 429          | 3 794          | 6 223          | 2 485          | 4 446          | 6 931          |
| 75 - 79                          | 1 264          | 2 164          | 3 428          | 1 153          | 2 000          | 3 153          | 1 410          | 2 778          | 4 188          |
| 80 - 84                          | 579            | 1 044          | 1 623          | 761            | 1 756          | 2 518          | 1 018          | 1 981          | 2 999          |
| 85+                              | 416            | 713            | 1 129          | 413            | 866            | 1 279          | 671            | 1 614          | 2 284          |
| <b>Total</b>                     | <b>177 305</b> | <b>214 581</b> | <b>391 885</b> | <b>188 421</b> | <b>227 928</b> | <b>416 348</b> | <b>207 951</b> | <b>243 759</b> | <b>451 712</b> |

**Age and sex structure, DC44: Alfred Nzo district**

**Table 2.1.1.34: Distribution of the population by age and sex: Matatiele municipality – 1996, 2001 and 2011**

| EC441:<br>Matatiele | 1996          |                |                | 2001          |                |                | 2011          |                |                |
|---------------------|---------------|----------------|----------------|---------------|----------------|----------------|---------------|----------------|----------------|
|                     | Male          | Female         | Total          | Male          | Female         | Total          | Male          | Female         | Total          |
|                     | 0 - 4         | 14 024         | 13 723         | 27 747        | 11 816         | 11 647         | 23 462        | 13 018         | 12 881         |
| 5 - 9               | 15 913        | 15 789         | 31 702         | 14 270        | 13 989         | 28 258         | 13 104        | 12 720         | 25 823         |
| 10 - 14             | 15 297        | 15 652         | 30 948         | 15 223        | 15 341         | 30 564         | 13 631        | 12 970         | 26 601         |
| 15 - 19             | 12 177        | 13 048         | 25 225         | 12 800        | 12 778         | 25 578         | 13 190        | 12 915         | 26 105         |
| 20 - 24             | 6 905         | 8 551          | 15 456         | 7 115         | 7 664          | 14 778         | 8 639         | 8 968          | 17 608         |
| 25 - 29             | 3 946         | 5 793          | 9 738          | 4 290         | 5 945          | 10 235         | 5 697         | 6 898          | 12 595         |
| 30 - 34             | 3 467         | 5 752          | 9 219          | 3 439         | 5 105          | 8 544          | 4 431         | 5 699          | 10 130         |
| 35 - 39             | 3 215         | 5 200          | 8 415          | 3 455         | 5 198          | 8 654          | 3 730         | 5 387          | 9 117          |
| 40 - 44             | 2 711         | 4 426          | 7 136          | 3 229         | 4 853          | 8 083          | 2 945         | 4 656          | 7 601          |
| 45 - 49             | 2 462         | 3 795          | 6 257          | 2 758         | 4 246          | 7 004          | 2 992         | 4 705          | 7 697          |
| 50 - 54             | 1 993         | 3 309          | 5 302          | 2 515         | 3 580          | 6 095          | 2 932         | 4 546          | 7 478          |
| 55 - 59             | 1 894         | 3 041          | 4 935          | 2 044         | 3 207          | 5 250          | 2 616         | 4 327          | 6 943          |
| 60 - 64             | 2 056         | 3 902          | 5 958          | 1 901         | 3 060          | 4 961          | 2 346         | 3 756          | 6 102          |
| 65 - 69             | 1 694         | 2 959          | 4 654          | 1 769         | 3 396          | 5 165          | 1 678         | 2 941          | 4 619          |
| 70 - 74             | 1 047         | 1 946          | 2 993          | 1 116         | 2 362          | 3 478          | 1 164         | 2 320          | 3 484          |
| 75 - 79             | 876           | 1 871          | 2 747          | 656           | 1 477          | 2 133          | 795           | 2 117          | 2 912          |
| 80 - 84             | 287           | 767            | 1 055          | 489           | 1 214          | 1 703          | 450           | 1 335          | 1 786          |
| 85+                 | 152           | 524            | 676            | 153           | 530            | 684            | 317           | 1 027          | 1 344          |
| <b>Total</b>        | <b>90 113</b> | <b>110 049</b> | <b>200 162</b> | <b>89 038</b> | <b>105 592</b> | <b>194 629</b> | <b>93 675</b> | <b>110 168</b> | <b>203 843</b> |

**Table 2.1.1.35: Distribution of the population by age and sex: Umzimvubu municipality – 1996, 2001 and 2011**

| EC442:<br>Umzimvubu | 1996          |                |                | 2001          |                |                | 2011          |                |                |
|---------------------|---------------|----------------|----------------|---------------|----------------|----------------|---------------|----------------|----------------|
|                     | Male          | Female         | Total          | Male          | Female         | Total          | Male          | Female         | Total          |
|                     | 0 - 4         | 14 275         | 13 984         | 28 258        | 12 049         | 12 375         | 24 424        | 12 854         | 12 311         |
| 5 - 9               | 15 683        | 15 479         | 31 162         | 15 713        | 15 741         | 31 454         | 12 135        | 12 149         | 24 284         |
| 10 - 14             | 15 041        | 15 163         | 30 203         | 16 135        | 16 325         | 32 460         | 12 212        | 11 724         | 23 935         |
| 15 - 19             | 12 001        | 12 724         | 24 725         | 13 421        | 13 633         | 27 054         | 12 507        | 12 078         | 24 585         |
| 20 - 24             | 6 344         | 8 147          | 14 491         | 7 392         | 8 356          | 15 747         | 8 523         | 8 852          | 17 375         |
| 25 - 29             | 3 467         | 5 671          | 9 138          | 4 458         | 6 360          | 10 819         | 5 659         | 6 714          | 12 373         |
| 30 - 34             | 3 044         | 5 451          | 8 495          | 3 373         | 5 284          | 8 657          | 4 329         | 5 383          | 9 712          |
| 35 - 39             | 3 033         | 4 917          | 7 950          | 3 256         | 5 298          | 8 554          | 3 579         | 5 042          | 8 621          |
| 40 - 44             | 2 424         | 4 134          | 6 558          | 3 155         | 4 796          | 7 951          | 2 823         | 4 450          | 7 273          |
| 45 - 49             | 2 038         | 3 535          | 5 573          | 2 510         | 4 304          | 6 815          | 2 516         | 4 439          | 6 955          |
| 50 - 54             | 1 704         | 3 108          | 4 812          | 2 198         | 3 615          | 5 813          | 2 625         | 4 209          | 6 834          |
| 55 - 59             | 1 687         | 2 962          | 4 648          | 1 829         | 3 123          | 4 953          | 2 201         | 3 966          | 6 167          |
| 60 - 64             | 1 642         | 3 756          | 5 398          | 1 777         | 3 271          | 5 048          | 2 040         | 3 425          | 5 465          |
| 65 - 69             | 1 610         | 3 130          | 4 740          | 1 473         | 3 265          | 4 738          | 1 500         | 2 646          | 4 145          |
| 70 - 74             | 870           | 1 815          | 2 686          | 1 179         | 2 743          | 3 921          | 1 065         | 2 192          | 3 256          |
| 75 - 79             | 668           | 1 457          | 2 126          | 568           | 1 402          | 1 970          | 679           | 1 939          | 2 618          |
| 80 - 84             | 235           | 620            | 855            | 397           | 1 018          | 1 415          | 441           | 1 298          | 1 739          |
| 85+                 | 180           | 436            | 616            | 119           | 457            | 576            | 259           | 859            | 1 118          |
| <b>Total</b>        | <b>85 946</b> | <b>106 487</b> | <b>192 432</b> | <b>91 002</b> | <b>111 366</b> | <b>202 369</b> | <b>87 947</b> | <b>103 676</b> | <b>191 619</b> |



**Table 2.1.1.36: Distribution of the population by age and sex: Mbizana municipality – 1996, 2001 and 2011**

| EC443:<br>Mbizana | 1996           |                |                | 2001           |                |                | 2011           |                |                |
|-------------------|----------------|----------------|----------------|----------------|----------------|----------------|----------------|----------------|----------------|
|                   | Male           | Female         | Total          | Male           | Female         | Total          | Male           | Female         | Total          |
|                   | 0 - 4          | 18 419         | 17 910         | 36 329         | 17 227         | 16 787         | 34 013         | 21 565         | 21 224         |
| 5 - 9             | 19 615         | 19 297         | 38 913         | 20 582         | 20 249         | 40 831         | 20 702         | 19 786         | 40 489         |
| 10 - 14           | 18 340         | 18 670         | 37 011         | 20 246         | 20 586         | 40 832         | 21 124         | 20 110         | 41 234         |
| 15 - 19           | 13 235         | 15 377         | 28 611         | 15 686         | 17 605         | 33 291         | 19 605         | 19 685         | 39 290         |
| 20 - 24           | 7 495          | 10 883         | 18 378         | 8 228          | 10 368         | 18 596         | 11 174         | 12 909         | 24 082         |
| 25 - 29           | 4 404          | 8 500          | 12 905         | 4 918          | 7 971          | 12 889         | 7 448          | 9 796          | 17 244         |
| 30 - 34           | 3 661          | 7 446          | 11 108         | 3 553          | 6 866          | 10 419         | 4 827          | 7 400          | 12 226         |
| 35 - 39           | 3 645          | 6 729          | 10 373         | 3 417          | 6 599          | 10 016         | 3 921          | 7 068          | 10 989         |
| 40 - 44           | 2 579          | 4 465          | 7 044          | 3 343          | 5 999          | 9 342          | 3 093          | 6 483          | 9 576          |
| 45 - 49           | 2 079          | 3 594          | 5 672          | 2 444          | 4 046          | 6 491          | 2 882          | 5 883          | 8 765          |
| 50 - 54           | 1 604          | 2 930          | 4 534          | 2 075          | 3 403          | 5 478          | 2 990          | 5 510          | 8 500          |
| 55 - 59           | 1 710          | 3 031          | 4 741          | 1 597          | 2 794          | 4 391          | 2 412          | 3 786          | 6 198          |
| 60 - 64           | 1 748          | 3 890          | 5 638          | 1 819          | 4 099          | 5 918          | 2 210          | 3 650          | 5 860          |
| 65 - 69           | 2 030          | 3 790          | 5 820          | 1 663          | 3 281          | 4 934          | 1 323          | 2 746          | 4 069          |
| 70 - 74           | 1 054          | 1 813          | 2 867          | 1 448          | 3 089          | 4 537          | 1 309          | 2 728          | 4 038          |
| 75 - 79           | 710            | 1 208          | 1 918          | 630            | 1 339          | 1 968          | 815            | 2 055          | 2 870          |
| 80 - 84           | 284            | 494            | 778            | 425            | 851            | 1 276          | 617            | 1 797          | 2 413          |
| 85+               | 195            | 400            | 595            | 142            | 367            | 509            | 315            | 958            | 1 273          |
| <b>Total</b>      | <b>102 808</b> | <b>130 427</b> | <b>233 235</b> | <b>109 433</b> | <b>136 299</b> | <b>245 731</b> | <b>128 332</b> | <b>153 574</b> | <b>281 905</b> |

**Table 2.1.1.37: Distribution of the population by age and sex: Ntabankulu municipality – 1996, 2001 and 2011**

| EC444:<br>Ntabankulu | 1996          |               |                | 2001          |               |                | 2011          |               |                |
|----------------------|---------------|---------------|----------------|---------------|---------------|----------------|---------------|---------------|----------------|
|                      | Male          | Female        | Total          | Male          | Female        | Total          | Male          | Female        | Total          |
|                      | 0 - 4         | 9 543         | 9 475          | 19 017        | 8 410         | 8 394          | 16 804        | 8 984         | 8 905          |
| 5 - 9                | 10 022        | 9 790         | 19 812         | 10 422        | 10 759        | 21 181         | 8 424         | 8 508         | 16 931         |
| 10 - 14              | 8 897         | 9 142         | 18 038         | 10 513        | 10 672        | 21 185         | 8 545         | 8 120         | 16 664         |
| 15 - 19              | 6 781         | 7 399         | 14 180         | 8 456         | 8 824         | 17 281         | 8 213         | 8 401         | 16 614         |
| 20 - 24              | 4 294         | 5 063         | 9 357          | 4 897         | 5 457         | 10 354         | 5 514         | 5 695         | 11 208         |
| 25 - 29              | 2 343         | 3 633         | 5 976          | 2 981         | 4 080         | 7 061          | 3 557         | 4 156         | 7 713          |
| 30 - 34              | 1 920         | 3 411         | 5 332          | 2 004         | 3 277         | 5 281          | 2 433         | 3 148         | 5 582          |
| 35 - 39              | 1 779         | 3 048         | 4 827          | 1 895         | 3 454         | 5 349          | 1 887         | 2 927         | 4 814          |
| 40 - 44              | 1 289         | 2 350         | 3 638          | 1 782         | 3 062         | 4 845          | 1 400         | 2 692         | 4 092          |
| 45 - 49              | 1 170         | 2 010         | 3 180          | 1 422         | 2 473         | 3 894          | 1 400         | 2 806         | 4 206          |
| 50 - 54              | 883           | 1 614         | 2 498          | 1 289         | 2 105         | 3 394          | 1 404         | 2 528         | 3 933          |
| 55 - 59              | 997           | 1 736         | 2 733          | 1 022         | 1 647         | 2 669          | 1 198         | 2 215         | 3 413          |
| 60 - 64              | 1 003         | 2 421         | 3 423          | 1 113         | 2 264         | 3 376          | 1 135         | 1 951         | 3 086          |
| 65 - 69              | 1 243         | 2 072         | 3 315          | 1 013         | 2 087         | 3 100          | 789           | 1 396         | 2 184          |
| 70 - 74              | 662           | 1 038         | 1 700          | 958           | 1 766         | 2 724          | 674           | 1 336         | 2 010          |
| 75 - 79              | 461           | 793           | 1 253          | 438           | 739           | 1 178          | 425           | 1 172         | 1 597          |
| 80 - 84              | 176           | 353           | 529            | 296           | 616           | 912            | 359           | 882           | 1 241          |
| 85+                  | 121           | 263           | 385            | 103           | 290           | 393            | 194           | 604           | 798            |
| <b>Total</b>         | <b>53 583</b> | <b>65 608</b> | <b>119 192</b> | <b>59 014</b> | <b>71 966</b> | <b>130 981</b> | <b>56 535</b> | <b>67 442</b> | <b>123 975</b> |

**Table 2.1.1.38: Distribution of the population by age and sex: Buffalo City metropolitan municipality – 1996, 2001 and 2011**

| BUF:<br>Buffalo City | 1996           |                |                | 2001           |                |                | 2011           |                |                |
|----------------------|----------------|----------------|----------------|----------------|----------------|----------------|----------------|----------------|----------------|
|                      | Male           | Female         | Total          | Male           | Female         | Total          | Male           | Female         | Total          |
|                      | 0 - 4          | 31 218         | 30 359         | 61 577         | 27 098         | 26 773         | 53 871         | 39 292         | 38 211         |
| 5 - 9                | 34 792         | 34 775         | 69 566         | 32 601         | 32 559         | 65 160         | 33 365         | 32 323         | 65 688         |
| 10 - 14              | 37 204         | 37 978         | 75 182         | 36 694         | 37 077         | 73 771         | 28 646         | 27 478         | 56 124         |
| 15 - 19              | 34 756         | 36 677         | 71 433         | 39 110         | 40 887         | 79 997         | 33 356         | 34 674         | 68 031         |
| 20 - 24              | 32 340         | 35 721         | 68 061         | 34 155         | 37 519         | 71 675         | 37 658         | 38 913         | 76 571         |
| 25 - 29              | 28 321         | 32 216         | 60 537         | 29 841         | 33 414         | 63 255         | 34 235         | 36 190         | 70 425         |
| 30 - 34              | 25 464         | 29 821         | 55 284         | 25 292         | 29 611         | 54 903         | 28 329         | 30 052         | 58 381         |
| 35 - 39              | 23 214         | 27 644         | 50 857         | 23 186         | 28 347         | 51 532         | 24 844         | 27 670         | 52 514         |
| 40 - 44              | 19 052         | 22 252         | 41 304         | 21 105         | 26 258         | 47 362         | 21 990         | 26 141         | 48 131         |
| 45 - 49              | 14 459         | 15 720         | 30 179         | 17 486         | 21 658         | 39 144         | 19 442         | 24 521         | 43 962         |
| 50 - 54              | 10 830         | 12 077         | 22 906         | 13 258         | 14 265         | 27 523         | 17 100         | 22 369         | 39 469         |
| 55 - 59              | 9 303          | 11 992         | 21 295         | 9 383          | 10 949         | 20 332         | 14 011         | 17 519         | 31 530         |
| 60 - 64              | 6 047          | 9 930          | 15 978         | 7 802          | 11 761         | 19 563         | 9 850          | 11 836         | 21 685         |
| 65 - 69              | 5 426          | 7 829          | 13 254         | 5 015          | 8 345          | 13 360         | 6 241          | 9 585          | 15 825         |
| 70 - 74              | 3 488          | 5 001          | 8 489          | 3 888          | 6 303          | 10 191         | 5 026          | 8 160          | 13 186         |
| 75 - 79              | 2 666          | 4 568          | 7 233          | 2 369          | 3 831          | 6 200          | 2 539          | 5 089          | 7 628          |
| 80 - 84              | 958            | 1 942          | 2 900          | 1 610          | 3 130          | 4 740          | 1 502          | 3 262          | 4 764          |
| 85+                  | 845            | 1 771          | 2 616          | 668            | 1 609          | 2 277          | 1 131          | 2 650          | 3 781          |
| <b>Total</b>         | <b>320 381</b> | <b>358 271</b> | <b>678 652</b> | <b>330 561</b> | <b>374 296</b> | <b>704 856</b> | <b>358 557</b> | <b>396 643</b> | <b>755 198</b> |

**Table 2.1.1.39: Distribution of the population by age and sex: Nelson Mandela Bay metropolitan municipality – 1996, 2001 and 2011**

| NMA:<br>Nelson Mandela Bay | 1996           |                |                | 2001           |                |                  | 2011           |                |                  |
|----------------------------|----------------|----------------|----------------|----------------|----------------|------------------|----------------|----------------|------------------|
|                            | Male           | Female         | Total          | Male           | Female         | Total            | Male           | Female         | Total            |
|                            | 0 - 4          | 42 591         | 41 801         | 84 392         | 38 780         | 38 449           | 77 229         | 55 884         | 54 522           |
| 5 - 9                      | 46 184         | 45 954         | 92 138         | 44 439         | 43 514         | 87 953           | 49 558         | 48 163         | 97 721           |
| 10 - 14                    | 47 807         | 48 723         | 96 530         | 48 927         | 49 131         | 98 058           | 43 692         | 42 451         | 86 143           |
| 15 - 19                    | 45 996         | 47 519         | 93 515         | 52 292         | 53 765         | 106 058          | 49 795         | 51 016         | 100 811          |
| 20 - 24                    | 47 181         | 50 754         | 97 934         | 47 407         | 49 875         | 97 282           | 56 968         | 58 483         | 115 451          |
| 25 - 29                    | 43 065         | 46 853         | 89 918         | 43 446         | 46 397         | 89 842           | 52 720         | 53 883         | 106 603          |
| 30 - 34                    | 39 442         | 44 168         | 83 611         | 39 153         | 42 618         | 81 771           | 42 877         | 44 527         | 87 405           |
| 35 - 39                    | 35 990         | 39 986         | 75 976         | 36 667         | 41 549         | 78 215           | 39 716         | 42 369         | 82 085           |
| 40 - 44                    | 29 061         | 32 166         | 61 228         | 32 758         | 38 146         | 70 904           | 35 817         | 40 692         | 76 509           |
| 45 - 49                    | 22 905         | 24 881         | 47 786         | 27 272         | 31 701         | 58 974           | 31 697         | 37 716         | 69 414           |
| 50 - 54                    | 16 570         | 18 777         | 35 347         | 21 508         | 24 385         | 45 893           | 28 190         | 34 542         | 62 732           |
| 55 - 59                    | 13 618         | 16 313         | 29 931         | 15 105         | 17 810         | 32 916           | 22 771         | 27 610         | 50 381           |
| 60 - 64                    | 9 793          | 13 484         | 23 277         | 11 763         | 15 955         | 27 718           | 16 717         | 21 106         | 37 822           |
| 65 - 69                    | 7 847          | 10 533         | 18 380         | 8 102          | 11 688         | 19 791           | 10 714         | 14 642         | 25 357           |
| 70 - 74                    | 5 234          | 7 522          | 12 755         | 5 748          | 8 885          | 14 633           | 7 448          | 11 345         | 18 793           |
| 75 - 79                    | 3 319          | 5 528          | 8 847          | 3 539          | 5 979          | 9 519            | 4 499          | 7 661          | 12 160           |
| 80 - 84                    | 1 398          | 2 806          | 4 204          | 1 970          | 3 939          | 5 909            | 2 328          | 4 668          | 6 997            |
| 85+                        | 1 035          | 2 497          | 3 532          | 953            | 2 161          | 3 114            | 1 603          | 3 724          | 5 326            |
| <b>Total</b>               | <b>459 034</b> | <b>500 265</b> | <b>959 299</b> | <b>479 829</b> | <b>525 947</b> | <b>1 005 779</b> | <b>552 994</b> | <b>599 120</b> | <b>1 152 116</b> |

**Table 2.1.2.1: Population growth rates by municipality – 1996, 2001 and 2011**

| Municipality                | Total population |                  | Population growth rate (1996-2001) | Total population |             | Population growth rate (2001-2011) |
|-----------------------------|------------------|------------------|------------------------------------|------------------|-------------|------------------------------------|
|                             | 1996             | 2001             |                                    | 2011             |             |                                    |
| <b>DC10: Cacadu</b>         | <b>370 159</b>   | <b>388 206</b>   | <b>1,0</b>                         | <b>450 584</b>   | <b>1,5</b>  |                                    |
| EC101: Camdeboo             | 46 824           | 45 773           | -0,5                               | 50 993           | 1,1         |                                    |
| EC102: Blue Crane Route     | 34 577           | 35 407           | 0,5                                | 36 002           | 0,2         |                                    |
| EC103: Ikwezi               | 10 518           | 10 367           | -0,3                               | 10 537           | 0,2         |                                    |
| EC104: Makana               | 77 656           | 75 302           | -0,6                               | 80 390           | 0,7         |                                    |
| EC105: Ndlambe              | 46 514           | 54 717           | 3,2                                | 61 176           | 1,1         |                                    |
| EC106: Sundays River Valley | 45 537           | 43 914           | -0,7                               | 54 504           | 2,2         |                                    |
| EC107: Baviaans             | 17 089           | 16 897           | -0,2                               | 17 761           | 0,5         |                                    |
| EC108: Kouga                | 63 241           | 71 390           | 2,4                                | 98 558           | 3,2         |                                    |
| EC109: Kou-Kamma            | 28 204           | 34 439           | 4,0                                | 40 663           | 1,7         |                                    |
| <b>DC12: Amathole</b>       | <b>981 161</b>   | <b>968 920</b>   | <b>-0,3</b>                        | <b>892 637</b>   | <b>-0,8</b> |                                    |
| EC121: Mbashe               | 255 748          | 263 959          | 0,6                                | 254 909          | -0,3        |                                    |
| EC122: Mnquma               | 286 592          | 283 667          | -0,2                               | 252 390          | -1,2        |                                    |
| EC123: Great Kei            | 40 086           | 44 459           | 2,1                                | 38 991           | -1,3        |                                    |
| EC124: Amahlathi            | 136 461          | 137 904          | 0,2                                | 122 778          | -1,2        |                                    |
| EC126: Ngqushwa             | 93 320           | 84 233           | -2,0                               | 72 190           | -1,5        |                                    |
| EC127: Nkonkobe             | 144 161          | 129 874          | -2,1                               | 127 115          | -0,2        |                                    |
| EC128: Nxuba                | 24 792           | 24 824           | 0,0                                | 24 264           | -0,2        |                                    |
| <b>DC13: Chris Hani</b>     | <b>814 149</b>   | <b>800 289</b>   | <b>-0,3</b>                        | <b>795 461</b>   | <b>-0,1</b> |                                    |
| EC131: Inxuba Yethemba      | 57 872           | 60 364           | 0,8                                | 65 560           | 0,8         |                                    |
| EC132: Tsolwana             | 35 104           | 32 537           | -1,5                               | 33 281           | 0,2         |                                    |
| EC133: Inkwanca             | 19 426           | 20 244           | 0,8                                | 21 971           | 0,8         |                                    |
| EC134: Lukanji              | 176 366          | 181 799          | 0,6                                | 190 723          | 0,5         |                                    |
| EC135: Intsika Yethu        | 164 448          | 154 828          | -1,2                               | 145 372          | -0,6        |                                    |
| EC136: Emalahleni           | 130 670          | 121 822          | -1,4                               | 119 460          | -0,2        |                                    |
| EC137: Engcobo              | 165 041          | 162 248          | -0,3                               | 155 513          | -0,4        |                                    |
| EC138: Sakhisizwe           | 65 224           | 66 447           | 0,4                                | 63 582           | -0,4        |                                    |
| <b>DC14: Joe Gqabi</b>      | <b>327 998</b>   | <b>341 750</b>   | <b>0,8</b>                         | <b>349 768</b>   | <b>0,2</b>  |                                    |
| EC141: Elundini             | 134 888          | 137 394          | 0,4                                | 138 141          | 0,1         |                                    |
| EC142: Senqu                | 131 258          | 135 734          | 0,7                                | 134 150          | -0,1        |                                    |
| EC143: Maletswai            | 32 242           | 37 307           | 2,9                                | 43 800           | 1,6         |                                    |
| EC144: Gariep               | 29 610           | 31 314           | 1,1                                | 33 677           | 0,7         |                                    |
| <b>DC15: O.R. Tambo</b>     | <b>1 248 948</b> | <b>1 295 145</b> | <b>0,7</b>                         | <b>1 364 943</b> | <b>0,5</b>  |                                    |
| EC153: Ngquza Hill          | 245 363          | 254 480          | 0,7                                | 278 481          | 0,9         |                                    |
| EC154: Port St Johns        | 145 957          | 146 967          | 0,1                                | 156 136          | 0,6         |                                    |
| EC155: Nyandeni             | 260 799          | 274 416          | 1,0                                | 290 390          | 0,6         |                                    |
| EC156: Mhlonitlo            | 200 518          | 202 933          | 0,2                                | 188 226          | -0,8        |                                    |

| Municipality                   | Total population |                  | Population growth rate (1996-2001) | Total population |            | Population growth rate (2001-2011) |
|--------------------------------|------------------|------------------|------------------------------------|------------------|------------|------------------------------------|
|                                | 1996             | 2001             |                                    | 2011             | 2011       |                                    |
| EC157: King Sabata Dalindyebo  | 396 312          | 416 348          | 1,0                                | 451 710          | 0,8        |                                    |
| <b>DC44: Alfred Nzo</b>        | <b>749 585</b>   | <b>773 708</b>   | <b>0,6</b>                         | <b>801 344</b>   | <b>0,4</b> |                                    |
| EC441: Matatiele               | 200 867          | 194 630          | -0,6                               | 203 843          | 0,5        |                                    |
| EC442: Umzimvubu               | 193 448          | 202 369          | 0,9                                | 191 620          | -0,5       |                                    |
| EC443: Mbizana                 | 235 505          | 245 730          | 0,9                                | 281 905          | 1,4        |                                    |
| EC444: Ntabankulu              | 119 765          | 130 980          | 1,8                                | 123 976          | -0,5       |                                    |
| <b>BUF: Buffalo City</b>       | <b>685 727</b>   | <b>704 855</b>   | <b>0,6</b>                         | <b>755 200</b>   | <b>0,7</b> |                                    |
| <b>NMA: Nelson Mandela Bay</b> | <b>969 518</b>   | <b>1 005 779</b> | <b>0,7</b>                         | <b>1 152 115</b> | <b>1,4</b> |                                    |
| <b>Eastern Cape</b>            | <b>6 147 244</b> | <b>6 278 651</b> | <b>0,4</b>                         | <b>6 562 053</b> | <b>0,4</b> |                                    |

**Table 2.1.3.1: Sex ratios by municipality – 1996, 2001 and 2011**

| Municipality                  | Male    |         | Female  |         | Sex Ratios |      |
|-------------------------------|---------|---------|---------|---------|------------|------|
|                               | 1996    | 2001    | 1996    | 2001    | 1996       | 2001 |
|                               | 2011    | 2001    | 2011    | 2001    | 2011       | 2011 |
| <b>DC10: Cacadu</b>           | 179 102 | 185 919 | 220 246 | 191 057 | 230 338    | 96   |
| EC101: Camdeboo               | 22 635  | 22 019  | 24 835  | 24 189  | 26 158     | 95   |
| EC102: Blue Crane Route       | 16 592  | 17 034  | 17 680  | 17 985  | 18 374     | 96   |
| EC103: Ikwezi                 | 5 010   | 4 930   | 5 055   | 5 508   | 5 482      | 92   |
| EC104: Makana                 | 36 775  | 35 328  | 38 175  | 40 881  | 42 215     | 90   |
| EC105: Ndlambe                | 21 833  | 25 540  | 29 035  | 24 681  | 32 141     | 90   |
| EC106: Sundays River Valley   | 22 713  | 21 141  | 27 761  | 22 824  | 26 743     | 104  |
| EC107: Baviaans               | 8 211   | 8 177   | 8 709   | 8 878   | 9 052      | 96   |
| EC108: Kouga                  | 31 218  | 34 691  | 48 591  | 32 023  | 49 967     | 97   |
| EC109: Kou-Kamma              | 14 115  | 17 060  | 20 405  | 14 088  | 20 258     | 101  |
| <b>DC12: Amathole</b>         | 449 597 | 445 355 | 419 247 | 531 564 | 473 389    | 85   |
| EC121: Mbashe                 | 113 661 | 117 611 | 117 230 | 142 087 | 137 679    | 85   |
| EC122: Mquma                  | 129 621 | 128 880 | 117 873 | 156 971 | 134 517    | 88   |
| EC123: Great Kei              | 18 654  | 20 864  | 18 703  | 21 433  | 20 287     | 92   |
| EC124: Amahlathi              | 63 912  | 65 316  | 58 647  | 72 549  | 64 131     | 91   |
| EC126: Ngqushwa               | 43 445  | 39 505  | 33 984  | 49 875  | 38 206     | 89   |
| EC127: Nkonkobe               | 68 591  | 61 392  | 61 133  | 75 570  | 65 982     | 93   |
| EC128: Nxuba                  | 11 713  | 11 787  | 11 677  | 13 079  | 12 587     | 93   |
| <b>DC13: Chris Hani</b>       | 372 975 | 369 781 | 376 638 | 441 174 | 418 823    | 90   |
| EC131: Inxuba Yethemba        | 28 131  | 29 040  | 31 671  | 29 741  | 33 889     | 93   |
| EC132: Tsolwana               | 16 243  | 15 102  | 15 656  | 18 861  | 17 625     | 87   |
| EC133: Inkwanca               | 9 123   | 9 477   | 10 676  | 10 303  | 11 295     | 88   |
| EC134: Lukanji                | 82 047  | 84 743  | 90 619  | 94 318  | 100 103    | 87   |
| EC135: Intsika Yethu          | 73 809  | 70 222  | 68 797  | 90 638  | 76 575     | 83   |
| EC136: Emalahleni             | 59 008  | 56 269  | 56 620  | 71 661  | 62 839     | 86   |
| EC137: Engcobo                | 74 527  | 73 687  | 71 953  | 90 514  | 83 560     | 86   |
| EC138: Sakhisizwe             | 30 086  | 31 240  | 30 646  | 35 137  | 32 936     | 89   |
| <b>DC14: Joe Gqabi</b>        | 150 341 | 159 192 | 165 443 | 177 657 | 184 325    | 90   |
| EC141: Elundini               | 60 613  | 63 090  | 65 482  | 74 275  | 72 658     | 85   |
| EC142: Senqu                  | 60 936  | 63 709  | 62 804  | 70 322  | 71 346     | 88   |
| EC143: Maletswai              | 14 751  | 17 501  | 20 735  | 17 491  | 23 065     | 88   |
| EC144: Gariep                 | 14 041  | 14 892  | 16 420  | 15 569  | 17 256     | 91   |
| <b>DC15: O.R. Tambo</b>       | 565 414 | 587 399 | 630 088 | 683 534 | 707 746    | 83   |
| EC153: Ngquza Hill            | 109 776 | 114 884 | 128 974 | 135 587 | 149 507    | 81   |
| EC154: Port St Johns          | 65 283  | 66 074  | 71 482  | 80 673  | 84 654     | 84   |
| EC155: Nyanderi               | 119 525 | 125 577 | 134 241 | 141 274 | 156 149    | 86   |
| EC156: Mhlonitlo              | 90 363  | 92 445  | 87 440  | 110 154 | 100 786    | 84   |
| EC157: King Sabata Dalindyebo | 180 467 | 188 419 | 207 951 | 215 844 | 243 760    | 83   |

| Municipality                   | Male             |                  | Female           |                  | Sex Ratios |           |
|--------------------------------|------------------|------------------|------------------|------------------|------------|-----------|
|                                | 1996             | 2001             | 1996             | 2001             | 1996       | 2001      |
| <b>DC44: Alfred Nzo</b>        | <b>334 620</b>   | <b>348 485</b>   | <b>414 965</b>   | <b>425 223</b>   | <b>81</b>  | <b>82</b> |
| EC441: Matatiele               | 90 488           | 89 038           | 110 380          | 105 591          | 82         | 84        |
| EC442: Umzimvubu               | 86 429           | 91 002           | 107 019          | 111 367          | 81         | 82        |
| EC443: Mbizana                 | 103 879          | 109 432          | 131 626          | 136 298          | 79         | 80        |
| EC444: Ntabankulu              | 53 824           | 59 013           | 65 940           | 71 967           | 82         | 82        |
| <b>BUF: Buffalo City</b>       | <b>323 723</b>   | <b>330 559</b>   | <b>362 004</b>   | <b>374 295</b>   | <b>89</b>  | <b>88</b> |
| <b>NMA: Nelson Mandela Bay</b> | <b>464 463</b>   | <b>479 831</b>   | <b>505 055</b>   | <b>525 947</b>   | <b>92</b>  | <b>91</b> |
| <b>Eastern Cape</b>            | <b>2 840 235</b> | <b>2 906 521</b> | <b>3 307 009</b> | <b>3 372 130</b> | <b>86</b>  | <b>86</b> |



**Table 2.1.4.1: Distribution of the population by population group (Black African), sex and municipality – 1996, 2001 and 2011**

| Municipality                  | 1996                |                |                  | 2001           |                |                  | 2011           |                |                  |
|-------------------------------|---------------------|----------------|------------------|----------------|----------------|------------------|----------------|----------------|------------------|
|                               | Male                | Female         | Total            | Male           | Female         | Total            | Male           | Female         | Total            |
|                               | <b>DC10: Cacadu</b> | <b>89 789</b>  | <b>95 842</b>    | <b>185 630</b> | <b>96 708</b>  | <b>105 579</b>   | <b>202 287</b> | <b>117 806</b> | <b>122 204</b>   |
| EC101: Camdeboo               | 5 008               | 5 154          | 10 162           | 4 817          | 5 015          | 9 832            | 6 135          | 6 503          | 12 638           |
| EC102: Blue Crane Route       | 9 220               | 9 935          | 19 155           | 10 116         | 10 779         | 20 895           | 10 440         | 10 807         | 21 247           |
| EC103: Ikwezi                 | 1 759               | 1 954          | 3 713            | 1 805          | 1 997          | 3 802            | 1 921          | 1 994          | 3 916            |
| EC104: Makana                 | 26 609              | 29 840         | 56 449           | 27 242         | 31 025         | 58 266           | 29 550         | 33 153         | 62 702           |
| EC105: Ndlambe                | 17 164              | 19 689         | 36 854           | 19 951         | 23 072         | 43 024           | 22 462         | 25 095         | 47 556           |
| EC106: Sundays River Valley   | 15 563              | 15 810         | 31 373           | 15 587         | 16 848         | 32 435           | 19 969         | 19 147         | 39 116           |
| EC107: Baviaans               | 691                 | 783            | 1 474            | 832            | 935            | 1 767            | 1 056          | 1 071          | 2 128            |
| EC108: Kouga                  | 10 843              | 10 256         | 21 100           | 11 872         | 11 906         | 23 778           | 19 566         | 18 707         | 38 274           |
| EC109: Kou-Kamma              | 2 931               | 2 420          | 5 351            | 4 486          | 4 002          | 8 488            | 6 707          | 5 727          | 12 434           |
| <b>DC12: Amathole</b>         | <b>436 966</b>      | <b>518 417</b> | <b>955 383</b>   | <b>434 994</b> | <b>512 577</b> | <b>947 571</b>   | <b>406 653</b> | <b>461 364</b> | <b>868 017</b>   |
| EC121: Mbhashe                | 112 946             | 141 299        | 254 244          | 117 385        | 146 144        | 263 529          | 116 366        | 137 124        | 253 490          |
| EC122: Mquma                  | 128 469             | 155 846        | 284 315          | 128 389        | 154 347        | 282 736          | 116 990        | 133 844        | 250 833          |
| EC123: Great Kei              | 17 136              | 19 974         | 37 110           | 19 271         | 21 944         | 41 216           | 17 021         | 18 564         | 35 586           |
| EC124: Amahlathi              | 61 658              | 70 088         | 131 746          | 63 171         | 70 335         | 133 506          | 56 468         | 61 986         | 118 454          |
| EC126: Ngqushwa               | 43 144              | 49 651         | 92 795           | 39 371         | 44 630         | 84 001           | 33 661         | 37 974         | 71 635           |
| EC127: Nkonkobe               | 65 199              | 72 098         | 137 298          | 58 558         | 65 387         | 123 945          | 57 634         | 62 544         | 120 178          |
| EC128: Nxuba                  | 8 414               | 9 461          | 17 875           | 8 848          | 9 791          | 18 638           | 8 512          | 9 328          | 17 841           |
| <b>DC13: Chris Hani</b>       | <b>346 535</b>      | <b>413 553</b> | <b>760 088</b>   | <b>346 481</b> | <b>405 917</b> | <b>752 399</b>   | <b>350 132</b> | <b>392 413</b> | <b>742 545</b>   |
| EC131: Inxuba Yethemba        | 14 637              | 15 627         | 30 263           | 15 477         | 17 063         | 32 540           | 17 865         | 18 989         | 36 854           |
| EC132: Tsolwana               | 14 708              | 17 260         | 31 969           | 13 794         | 15 936         | 29 731           | 14 108         | 16 163         | 30 271           |
| EC133: Inkwanca               | 8 055               | 9 168          | 17 223           | 8 444          | 9 616          | 18 060           | 9 459          | 10 113         | 19 572           |
| EC134: Lukanji                | 74 295              | 86 335         | 160 630          | 78 748         | 90 760         | 169 508          | 83 346         | 93 232         | 176 577          |
| EC135: Intsika Yethu          | 73 432              | 90 229         | 163 661          | 70 158         | 84 560         | 154 718          | 68 244         | 76 259         | 144 503          |
| EC136: Emalahleni             | 58 045              | 70 622         | 128 667          | 55 658         | 64 922         | 120 581          | 55 614         | 62 058         | 117 672          |
| EC137: Engcobo                | 74 044              | 89 943         | 163 988          | 73 564         | 88 491         | 162 055          | 71 617         | 83 351         | 154 968          |
| EC138: Sakhisizwe             | 29 319              | 34 368         | 63 687           | 30 638         | 34 568         | 65 207           | 29 879         | 32 250         | 62 129           |
| <b>DC14: Joe Gqabi</b>        | <b>140 265</b>      | <b>166 942</b> | <b>307 207</b>   | <b>149 418</b> | <b>172 209</b> | <b>321 628</b>   | <b>154 446</b> | <b>173 556</b> | <b>328 002</b>   |
| EC141: Elundini               | 59 382              | 73 050         | 132 432          | 62 182         | 73 454         | 135 636          | 64 082         | 71 477         | 135 559          |
| EC142: Senqu                  | 59 329              | 68 621         | 127 951          | 62 071         | 70 364         | 132 434          | 60 925         | 69 619         | 130 544          |
| EC143: Maletswai              | 11 466              | 13 949         | 25 416           | 14 360         | 16 372         | 30 732           | 17 541         | 19 814         | 37 356           |
| EC144: Gariep                 | 10 087              | 11 322         | 21 408           | 10 806         | 12 019         | 22 825           | 11 898         | 12 646         | 24 543           |
| <b>DC15: O.R.Tambo</b>        | <b>559 118</b>      | <b>677 276</b> | <b>1 236 394</b> | <b>583 449</b> | <b>703 938</b> | <b>1 287 387</b> | <b>622 870</b> | <b>728 919</b> | <b>1 351 789</b> |
| EC153: Ngquza Hill            | 108 713             | 134 531        | 243 245          | 114 092        | 138 856        | 252 948          | 127 759        | 148 584        | 276 343          |
| EC154: Port St Johns          | 64 589              | 80 004         | 144 593          | 65 632         | 80 497         | 146 128          | 70 818         | 84 149         | 154 966          |
| EC155: Nyandeni               | 118 622             | 140 323        | 258 945          | 125 205        | 148 455        | 273 659          | 133 343        | 155 341        | 288 683          |
| EC156: Mhlonito               | 89 789              | 109 562        | 199 351          | 92 229         | 110 305        | 202 534          | 86 788         | 100 238        | 187 026          |
| EC157: King Sabata Dalindyebo | 177 406             | 212 855        | 390 261          | 186 291        | 225 826        | 412 117          | 204 163        | 240 607        | 444 770          |

| Municipality                   | 1996             |                  |                  | 2001             |                  |                  | 2011             |                  |                  |
|--------------------------------|------------------|------------------|------------------|------------------|------------------|------------------|------------------|------------------|------------------|
|                                | Male             | Female           | Total            | Male             | Female           | Total            | Male             | Female           | Total            |
| <b>DC44: Alfred Nzo</b>        | <b>330 499</b>   | <b>410 611</b>   | <b>741 110</b>   | <b>346 110</b>   | <b>422 935</b>   | <b>769 045</b>   | <b>362 754</b>   | <b>431 629</b>   | <b>794 382</b>   |
| EC441: Matatiele               | 88 527           | 108 311          | 196 838          | 87 167           | 103 757          | 190 924          | 91 689           | 108 297          | 199 986          |
| EC442: Umzimwubu               | 85 811           | 106 370          | 192 181          | 90 802           | 111 183          | 201 986          | 87 252           | 103 191          | 190 444          |
| EC443: Mbizana                 | 102 663          | 130 335          | 232 999          | 109 216          | 136 113          | 245 329          | 127 681          | 153 029          | 280 710          |
| EC444: Ntabankulu              | 53 498           | 65 595           | 119 093          | 58 924           | 71 882           | 130 806          | 56 131           | 67 111           | 123 243          |
| <b>BUF: Buffalo City</b>       | <b>265 939</b>   | <b>301 531</b>   | <b>567 470</b>   | <b>280 417</b>   | <b>320 834</b>   | <b>601 250</b>   | <b>303 265</b>   | <b>339 488</b>   | <b>642 753</b>   |
| <b>NMA: Nelson Mandela Bay</b> | <b>255 888</b>   | <b>282 252</b>   | <b>538 141</b>   | <b>281 122</b>   | <b>311 233</b>   | <b>592 355</b>   | <b>331 217</b>   | <b>361 514</b>   | <b>692 731</b>   |
| <b>Eastern Cape</b>            | <b>2 424 999</b> | <b>2 866 423</b> | <b>5 291 423</b> | <b>2 518 699</b> | <b>2 955 223</b> | <b>5 473 922</b> | <b>2 649 144</b> | <b>3 011 086</b> | <b>5 660 230</b> |

**Table 2.1.4.2: Distribution of the population by population group (Coloured), sex and municipality – 1996, 2001 and 2011**

| Municipality                  | 1996                |               |               | 2001           |               |               | 2011           |               |               |
|-------------------------------|---------------------|---------------|---------------|----------------|---------------|---------------|----------------|---------------|---------------|
|                               | Male                | Female        | Total         | Male           | Female        | Total         | Male           | Female        | Total         |
|                               | <b>DC10: Cacadu</b> | <b>65 168</b> | <b>68 893</b> | <b>134 062</b> | <b>67 758</b> | <b>73 328</b> | <b>141 086</b> | <b>75 838</b> | <b>81 282</b> |
| EC101: Camdeboo               | 14 624              | 15 794        | 30 418        | 14 882         | 16 078        | 30 959        | 16 002         | 17 052        | 33 054        |
| EC102: Blue Crane Route       | 5 774               | 6 271         | 12 045        | 5 596          | 6 252         | 11 848        | 5 730          | 6 159         | 11 888        |
| EC103: Ikwezi                 | 2 779               | 3 016         | 5 794         | 2 674          | 2 951         | 5 626         | 2 714          | 3 044         | 5 757         |
| EC104: Makana                 | 4 583               | 4 741         | 9 323         | 4 365          | 4 868         | 9 233         | 4 628          | 5 097         | 9 725         |
| EC105: Ndlambe                | 1 547               | 1 570         | 3 116         | 1 969          | 1 993         | 3 962         | 2 142          | 2 330         | 4 473         |
| EC106: Sundays River Valley   | 5 107               | 4 974         | 10 082        | 4 274          | 4 611         | 8 886         | 5 849          | 5 794         | 11 644        |
| EC107: Baviaans               | 6 838               | 7 294         | 14 132        | 6 690          | 7 148         | 13 838        | 6 927          | 7 327         | 14 254        |
| EC108: Kouga                  | 14 671              | 15 573        | 30 244        | 16 445         | 17 780        | 34 225        | 20 229         | 21 760        | 41 989        |
| EC109: Kou-Kamma              | 9 246               | 9 660         | 18 906        | 10 863         | 11 647        | 22 510        | 11 616         | 12 719        | 24 335        |
| <b>DC12: Amathole</b>         | <b>5 857</b>        | <b>6 175</b>  | <b>12 032</b> | <b>5 785</b>   | <b>6 377</b>  | <b>12 162</b> | <b>6 373</b>   | <b>6 760</b>  | <b>13 133</b> |
| EC121: Mbashe                 | 111                 | 97            | 208           | 128            | 135           | 264           | 185            | 186           | 371           |
| EC122: Mquma                  | 169                 | 156           | 325           | 216            | 205           | 422           | 257            | 229           | 487           |
| EC123: Great Kei              | 226                 | 220           | 446           | 227            | 243           | 470           | 249            | 258           | 507           |
| EC124: Amahlathi              | 663                 | 724           | 1 388         | 771            | 829           | 1 600         | 714            | 802           | 1 516         |
| EC126: Ngqushwa               | 67                  | 64            | 131           | 71             | 49            | 120           | 80             | 75            | 155           |
| EC127: Nkonkobe               | 2 211               | 2 287         | 4 498         | 2 207          | 2 496         | 4 703         | 2 453          | 2 635         | 5 088         |
| EC128: Nxuba                  | 2 410               | 2 626         | 5 037         | 2 163          | 2 420         | 4 583         | 2 434          | 2 574         | 5 008         |
| <b>DC13: Chris Hani</b>       | <b>15 676</b>       | <b>16 229</b> | <b>31 905</b> | <b>15 184</b>  | <b>16 357</b> | <b>31 541</b> | <b>15 858</b>  | <b>16 908</b> | <b>32 767</b> |
| EC131: Inxuba Yethemba        | 10 071              | 10 518        | 20 589        | 10 164         | 10 949        | 21 113        | 10 050         | 11 039        | 21 089        |
| EC132: Tsolwana               | 933                 | 942           | 1 875         | 861            | 982           | 1 844         | 950            | 978           | 1 928         |
| EC133: Inkwanca               | 395                 | 400           | 795           | 400            | 461           | 861           | 455            | 440           | 895           |
| EC134: Lukanji                | 3 611               | 3 769         | 7 379         | 3 113          | 3 343         | 6 456         | 3 525          | 3 664         | 7 189         |
| EC135: Intsika Yethu          | 67                  | 51            | 119           | 51             | 30            | 81            | 201            | 142           | 343           |
| EC136: Emalahleni             | 317                 | 309           | 626           | 296            | 321           | 618           | 350            | 341           | 691           |
| EC137: Engcobo                | 81                  | 82            | 163           | 72             | 50            | 122           | 84             | 65            | 149           |
| EC138: Sakhiszwe              | 200                 | 158           | 358           | 226            | 221           | 447           | 244            | 239           | 483           |
| <b>DC14: Joe Gqabi</b>        | <b>5 152</b>        | <b>5 320</b>  | <b>10 472</b> | <b>5 667</b>   | <b>5 934</b>  | <b>11 601</b> | <b>6 046</b>   | <b>6 131</b>  | <b>12 177</b> |
| EC141: Elundini               | 454                 | 441           | 895           | 435            | 399           | 834           | 682            | 642           | 1 323         |
| EC142: Senqu                  | 754                 | 770           | 1 524         | 750            | 786           | 1 536         | 792            | 818           | 1 609         |
| EC143: Maletswai              | 1 560               | 1 654         | 3 214         | 1 620          | 1 747         | 3 367         | 1 588          | 1 656         | 3 244         |
| EC144: Gariep                 | 2 383               | 2 455         | 4 838         | 2 862          | 3 002         | 5 864         | 2 985          | 3 015         | 6 000         |
| <b>DC15: O.R. Tambo</b>       | <b>2 217</b>        | <b>2 254</b>  | <b>4 471</b>  | <b>2 457</b>   | <b>2 505</b>  | <b>4 962</b>  | <b>3 261</b>   | <b>3 173</b>  | <b>6 434</b>  |
| EC153: Ngquza Hill            | 527                 | 507           | 1 034         | 626            | 631           | 1 257         | 590            | 561           | 1 151         |
| EC154: Port St Johns          | 265                 | 247           | 512           | 274            | 264           | 538           | 349            | 280           | 628           |
| EC155: Nyandeni               | 249                 | 253           | 502           | 322            | 325           | 647           | 445            | 424           | 869           |
| EC156: Mhlonlto               | 154                 | 171           | 325           | 139            | 124           | 262           | 191            | 191           | 382           |
| EC157: King Sabata Dalindyebo | 1 022               | 1 076         | 2 098         | 1 097          | 1 161         | 2 257         | 1 686          | 1 718         | 3 403         |

| Municipality                   | 1996           |                |                | 2001           |                |                | 2011           |                |                |
|--------------------------------|----------------|----------------|----------------|----------------|----------------|----------------|----------------|----------------|----------------|
|                                | Male           | Female         | Total          | Male           | Female         | Total          | Male           | Female         | Total          |
| <b>DC44: Alfred Nzo</b>        | <b>1 262</b>   | <b>1 308</b>   | <b>2 570</b>   | <b>1 454</b>   | <b>1 420</b>   | <b>2 874</b>   | <b>1 666</b>   | <b>1 641</b>   | <b>3 307</b>   |
| EC441: Matatiele               | 811            | 845            | 1 655          | 1 064          | 1 056          | 2 120          | 887            | 885            | 1 773          |
| EC442: Umzimvubu               | 207            | 210            | 416            | 159            | 157            | 317            | 317            | 251            | 569            |
| EC443: Mbizana                 | 158            | 185            | 343            | 155            | 145            | 300            | 246            | 242            | 488            |
| EC444: Ntabankulu              | 86             | 68             | 155            | 75             | 62             | 137            | 215            | 262            | 478            |
| <b>BUF: Buffalo City</b>       | <b>18 679</b>  | <b>19 616</b>  | <b>38 295</b>  | <b>19 302</b>  | <b>20 720</b>  | <b>40 022</b>  | <b>22 131</b>  | <b>23 310</b>  | <b>45 442</b>  |
| <b>NMA: Nelson Mandela Bay</b> | <b>113 295</b> | <b>122 583</b> | <b>235 879</b> | <b>113 064</b> | <b>123 096</b> | <b>236 160</b> | <b>129 594</b> | <b>141 875</b> | <b>271 469</b> |
| <b>Eastern Cape</b>            | <b>227 306</b> | <b>242 378</b> | <b>469 684</b> | <b>230 671</b> | <b>249 737</b> | <b>480 408</b> | <b>260 768</b> | <b>281 082</b> | <b>541 850</b> |

**Table 2.1.4.3: Distribution of the population by population group (Indian/Asian), sex and municipality – 1996, 2001 and 2011**

| Municipality                  | 1996                |        |       | 2001  |        |       | 2011  |        |       |
|-------------------------------|---------------------|--------|-------|-------|--------|-------|-------|--------|-------|
|                               | Male                | Female | Total | Male  | Female | Total | Male  | Female | Total |
|                               | <b>DC10: Cacadu</b> | 500    | 613   | 1 113 | 357    | 371   | 728   | 858    | 659   |
| EC101: Camdeboo               | 76                  | 71     | 147   | 23    | 18     | 41    | 156   | 68     | 224   |
| EC102: Blue Crane Route       | 9                   | 14     | 23    | 15    | 8      | 23    | 84    | 34     | 118   |
| EC103: Ikwezi                 | 1                   | 1      | 2     | 4     | 1      | 5     | 10    | 11     | 21    |
| EC104: Makana                 | 357                 | 478    | 835   | 206   | 258    | 464   | 262   | 263    | 525   |
| EC105: Ndlambe                | 7                   | 9      | 16    | 23    | 24     | 46    | 92    | 52     | 144   |
| EC106: Sundays River Valley   | 11                  | 11     | 22    | 8     | 4      | 12    | 44    | 52     | 96    |
| EC107: Baviaans               | 1                   | 2      | 3     | 1     | 8      | 9     | 20    | 13     | 33    |
| EC108: Kouga                  | 25                  | 20     | 45    | 59    | 37     | 97    | 132   | 113    | 245   |
| EC109: Kou-Kamma              | 12                  | 7      | 19    | 18    | 13     | 31    | 59    | 54     | 113   |
| <b>DC12: Amathole</b>         | 249                 | 225    | 474   | 234   | 171    | 405   | 706   | 420    | 1 126 |
| EC121: Mbashe                 | 20                  | 27     | 47    | 28    | 12     | 39    | 179   | 110    | 288   |
| EC122: Mquma                  | 148                 | 135    | 284   | 125   | 116    | 242   | 188   | 137    | 324   |
| EC123: Great Kei              | 8                   | 9      | 17    | 5     | 2      | 8     | 25    | 17     | 42    |
| EC124: Amahlathi              | 16                  | 12     | 28    | 13    | 7      | 20    | 81    | 28     | 109   |
| EC126: Ngqushwa               | 2                   | -      | 2     | 5     | 1      | 6     | 43    | 28     | 71    |
| EC127: Nkonkobe               | 45                  | 28     | 74    | 41    | 23     | 64    | 143   | 77     | 220   |
| EC128: Nxuba                  | 10                  | 13     | 23    | 17    | 9      | 26    | 47    | 24     | 72    |
| <b>DC13: Chris Hani</b>       | 322                 | 332    | 655   | 296   | 223    | 519   | 1 148 | 639    | 1 787 |
| EC131: Inxuba Yethemba        | 22                  | 14     | 37    | 22    | 19     | 41    | 117   | 75     | 192   |
| EC132: Tsolwana               | 3                   | 6      | 9     | 7     | 5      | 12    | 40    | 8      | 49    |
| EC133: Inkwanca               | -                   | 1      | 1     | -     | 2      | 2     | 19    | 17     | 36    |
| EC134: Lukanji                | 217                 | 207    | 424   | 192   | 150    | 342   | 559   | 357    | 915   |
| EC135: Intsika Yethu          | 10                  | 16     | 26    | 17    | 12     | 28    | 131   | 49     | 180   |
| EC136: Emalahleni             | 14                  | 12     | 26    | 17    | 9      | 26    | 135   | 39     | 174   |
| EC137: Engcobo                | 25                  | 36     | 60    | 29    | 9      | 38    | 69    | 49     | 118   |
| EC138: Sakhisizwe             | 32                  | 40     | 72    | 30    | 26     | 56    | 78    | 45     | 123   |
| <b>DC14: Joe Gqabi</b>        | 38                  | 33     | 71    | 66    | 24     | 90    | 449   | 183    | 632   |
| EC141: Elundini               | 17                  | 16     | 33    | 22    | 5      | 26    | 116   | 55     | 171   |
| EC142: Senqu                  | 8                   | 8      | 16    | 29    | 10     | 38    | 199   | 62     | 261   |
| EC143: Maletswai              | 5                   | 6      | 10    | 15    | 8      | 24    | 75    | 33     | 108   |
| EC144: Gariep                 | 9                   | 3      | 12    | -     | 1      | 1     | 59    | 33     | 92    |
| <b>DC15: O.R. Tambo</b>       | 539                 | 544    | 1 083 | 451   | 389    | 840   | 1 581 | 1 072  | 2 654 |
| EC153: Ngquza Hill            | 88                  | 78     | 166   | 104   | 71     | 175   | 248   | 164    | 412   |
| EC154: Port St Johns          | 19                  | 14     | 32    | 18    | 15     | 32    | 94    | 71     | 165   |
| EC155: Nyandeni               | 14                  | 30     | 43    | 18    | 17     | 35    | 181   | 160    | 341   |
| EC156: Mhlonlto               | 8                   | 18     | 26    | 26    | 13     | 39    | 159   | 98     | 256   |
| EC157: King Sabata Dalindyebo | 412                 | 405    | 816   | 285   | 274    | 559   | 901   | 579    | 1 480 |

| Municipality                   | 1996         |              |               | 2001         |              |               | 2011          |               |               |
|--------------------------------|--------------|--------------|---------------|--------------|--------------|---------------|---------------|---------------|---------------|
|                                | Male         | Female       | Total         | Male         | Female       | Total         | Male          | Female        | Total         |
| <b>DC44: Alfred Nzo</b>        | <b>170</b>   | <b>143</b>   | <b>314</b>    | <b>168</b>   | <b>122</b>   | <b>290</b>    | <b>692</b>    | <b>440</b>    | <b>1 132</b>  |
| EC441: Matatiele               | 68           | 45           | 112           | 103          | 80           | 183           | 305           | 207           | 512           |
| EC442: Umzimvubu               | 20           | 33           | 53            | 23           | 11           | 34            | 124           | 82            | 207           |
| EC443: Mbizana                 | 61           | 48           | 109           | 33           | 22           | 55            | 179           | 124           | 303           |
| EC444: Ntabankulu              | 21           | 18           | 39            | 8            | 9            | 17            | 84            | 26            | 110           |
| <b>BUF: Buffalo City</b>       | <b>2 381</b> | <b>2 281</b> | <b>4 662</b>  | <b>2 249</b> | <b>2 126</b> | <b>4 375</b>  | <b>3 297</b>  | <b>2 945</b>  | <b>6 241</b>  |
| <b>NMA: Nelson Mandela Bay</b> | <b>5 422</b> | <b>5 583</b> | <b>11 005</b> | <b>5 551</b> | <b>5 686</b> | <b>11 237</b> | <b>6 501</b>  | <b>6 337</b>  | <b>12 838</b> |
| <b>Eastern Cape</b>            | <b>9 623</b> | <b>9 754</b> | <b>19 378</b> | <b>9 371</b> | <b>9 112</b> | <b>18 483</b> | <b>15 233</b> | <b>12 695</b> | <b>27 929</b> |

**Table 2.1.4.4: Distribution of the population by population group (White), sex and municipality – 1996, 2001 and 2011**

| Municipality                  | 1996                |               |               | 2001          |               |               | 2011          |               |               |
|-------------------------------|---------------------|---------------|---------------|---------------|---------------|---------------|---------------|---------------|---------------|
|                               | Male                | Female        | Total         | Male          | Female        | Total         | Male          | Female        | Total         |
|                               | <b>DC10: Cacadu</b> | <b>22 527</b> | <b>24 487</b> | <b>47 014</b> | <b>21 096</b> | <b>23 010</b> | <b>44 105</b> | <b>23 611</b> | <b>25 355</b> |
| EC101: Camdeboo               | 2 839               | 3 058         | 5 897         | 2 296         | 2 644         | 4 940         | 2 399         | 2 478         | 4 877         |
| EC102: Blue Crane Route       | 1 530               | 1 701         | 3 232         | 1 307         | 1 335         | 2 641         | 1 235         | 1 218         | 2 453         |
| EC103: Ikwezi                 | 453                 | 508           | 961           | 447           | 488           | 935           | 371           | 425           | 796           |
| EC104: Makana                 | 5 089               | 5 694         | 10 784        | 3 516         | 3 824         | 7 340         | 3 421         | 3 553         | 6 974         |
| EC105: Ndlambe                | 2 922               | 3 200         | 6 122         | 3 597         | 4 088         | 7 684         | 4 117         | 4 587         | 8 704         |
| EC106: Sundays River Valley   | 1 907               | 1 911         | 3 818         | 1 271         | 1 310         | 2 581         | 1 570         | 1 640         | 3 209         |
| EC107: Baviaans               | 611                 | 682           | 1 292         | 654           | 630           | 1 284         | 635           | 609           | 1 244         |
| EC108: Kouga                  | 5 430               | 5 934         | 11 364        | 6 315         | 6 975         | 13 290        | 8 181         | 9 195         | 17 376        |
| EC109: Kou-Kamma              | 1 746               | 1 799         | 3 545         | 1 693         | 1 717         | 3 410         | 1 683         | 1 650         | 3 333         |
| <b>DC12: Amathole</b>         | <b>4 687</b>        | <b>4 785</b>  | <b>9 472</b>  | <b>4 342</b>  | <b>4 440</b>  | <b>8 782</b>  | <b>4 435</b>  | <b>4 514</b>  | <b>8 949</b>  |
| EC121: Mbashe                 | 63                  | 44            | 106           | 70            | 57            | 127           | 215           | 203           | 418           |
| EC122: Mquma                  | 304                 | 277           | 581           | 149           | 118           | 267           | 272           | 244           | 517           |
| EC123: Great Kei              | 1 198               | 1 167         | 2 365         | 1 360         | 1 405         | 2 766         | 1 364         | 1 424         | 2 787         |
| EC124: Amathlathi             | 1 343               | 1 489         | 2 832         | 1 361         | 1 417         | 2 778         | 1 215         | 1 278         | 2 493         |
| EC126: Ngqushwa               | 119                 | 61            | 181           | 58            | 48            | 106           | 138           | 120           | 258           |
| EC127: Nkonkobe               | 863                 | 867           | 1 729         | 586           | 576           | 1 162         | 662           | 635           | 1 296         |
| EC128: Nxuba                  | 798                 | 880           | 1 677         | 759           | 818           | 1 576         | 569           | 611           | 1 180         |
| <b>DC13: Chris Hani</b>       | <b>8 927</b>        | <b>9 270</b>  | <b>18 197</b> | <b>7 820</b>  | <b>8 011</b>  | <b>15 830</b> | <b>7 819</b>  | <b>8 215</b>  | <b>16 034</b> |
| EC131: Inxuba Yethemba        | 3 318               | 3 463         | 6 781         | 3 377         | 3 293         | 6 670         | 3 294         | 3 594         | 6 888         |
| EC132: Tsolwana               | 542                 | 592           | 1 134         | 439           | 512           | 951           | 468           | 449           | 917           |
| EC133: Inkwanca               | 658                 | 719           | 1 377         | 633           | 688           | 1 322         | 664           | 688           | 1 352         |
| EC134: Lukanji                | 3 524               | 3 565         | 7 089         | 2 690         | 2 802         | 5 493         | 2 595         | 2 619         | 5 214         |
| EC135: Intsika Yethu          | 19                  | 1             | 20            | 14            | 15            | 29            | 67            | 93            | 161           |
| EC136: Emalahleni             | 382                 | 411           | 793           | 298           | 297           | 595           | 322           | 340           | 663           |
| EC137: Engcobo                | 49                  | 56            | 105           | 22            | 11            | 33            | 69            | 58            | 127           |
| EC138: Sakhisizwe             | 434                 | 463           | 897           | 346           | 392           | 738           | 339           | 374           | 713           |
| <b>DC14: Joe Gqabi</b>        | <b>4 230</b>        | <b>4 622</b>  | <b>8 852</b>  | <b>4 042</b>  | <b>4 390</b>  | <b>8 431</b>  | <b>4 010</b>  | <b>4 267</b>  | <b>8 277</b>  |
| EC141: Elundini               | 476                 | 444           | 921           | 452           | 447           | 899           | 464           | 441           | 905           |
| EC142: Senqu                  | 666                 | 747           | 1 413         | 859           | 866           | 1 725         | 756           | 776           | 1 532         |
| EC143: Maletswai              | 1 611               | 1 779         | 3 390         | 1 506         | 1 678         | 3 184         | 1 400         | 1 520         | 2 920         |
| EC144: Gariep                 | 1 478               | 1 651         | 3 129         | 1 225         | 1 399         | 2 624         | 1 390         | 1 530         | 2 920         |
| <b>DC15: O.R. Tambo</b>       | <b>1 026</b>        | <b>805</b>    | <b>1 830</b>  | <b>1 041</b>  | <b>914</b>    | <b>1 955</b>  | <b>1 358</b>  | <b>1 283</b>  | <b>2 641</b>  |
| EC153: Ngquza Hill            | 20                  | 8             | 29            | 62            | 38            | 100           | 145           | 134           | 280           |
| EC154: Port St Johns          | 76                  | 42            | 118           | 150           | 119           | 269           | 167           | 136           | 303           |
| EC155: Nyandeni               | 15                  | 13            | 28            | 32            | 42            | 75            | 150           | 147           | 297           |
| EC156: Mhlonito               | 30                  | 28            | 58            | 51            | 46            | 97            | 193           | 213           | 406           |
| EC157: King Sabata Dalindyebo | 885                 | 713           | 1 598         | 746           | 669           | 1 415         | 703           | 653           | 1 356         |

| Municipality                   | 1996           |                |                | 2001           |                |                | 2011           |                |                |
|--------------------------------|----------------|----------------|----------------|----------------|----------------|----------------|----------------|----------------|----------------|
|                                | Male           | Female         | Total          | Male           | Female         | Total          | Male           | Female         | Total          |
| <b>DC44: Alfred Nzo</b>        | <b>1 016</b>   | <b>1 040</b>   | <b>2 055</b>   | <b>754</b>     | <b>746</b>     | <b>1 500</b>   | <b>916</b>     | <b>982</b>     | <b>1 898</b>   |
| EC441: Matatiele               | 593            | 627            | 1 220          | 704            | 698            | 1 402          | 666            | 707            | 1 372          |
| EC442: Umzimvubu               | 111            | 107            | 217            | 17             | 16             | 33             | 94             | 104            | 198            |
| EC443: Mbizana                 | 310            | 298            | 608            | 27             | 19             | 46             | 125            | 140            | 265            |
| EC444: Ntabankulu              | 2              | 7              | 10             | 6              | 14             | 20             | 32             | 31             | 63             |
| <b>BUF: Buffalo City</b>       | <b>34 244</b>  | <b>36 225</b>  | <b>70 469</b>  | <b>28 591</b>  | <b>30 616</b>  | <b>59 208</b>  | <b>28 190</b>  | <b>30 067</b>  | <b>58 258</b>  |
| <b>NMA: Nelson Mandela Bay</b> | <b>84 574</b>  | <b>89 017</b>  | <b>173 590</b> | <b>80 093</b>  | <b>85 933</b>  | <b>166 026</b> | <b>79 817</b>  | <b>85 610</b>  | <b>165 426</b> |
| <b>Eastern Cape</b>            | <b>161 230</b> | <b>170 249</b> | <b>331 478</b> | <b>147 779</b> | <b>158 059</b> | <b>305 839</b> | <b>150 157</b> | <b>160 293</b> | <b>310 450</b> |



**Table 2.1.5.1: Distribution of the population by functional age groups, sex and municipality – 1996, 2001 and 2011**

| Municipality                       | 1996           |                |                | 2001           |                |                | 2011           |                |                |
|------------------------------------|----------------|----------------|----------------|----------------|----------------|----------------|----------------|----------------|----------------|
|                                    | Male           | Female         | Total          | Male           | Female         | Total          | Male           | Female         | Total          |
| <b>DC10: Cacadu</b>                |                |                |                |                |                |                |                |                |                |
| 0 - 14                             | 57 707         | 57 167         | 114 875        | 55 800         | 54 924         | 110 724        | 62 075         | 60 527         | 122 602        |
| 15 - 64                            | 109 248        | 118 237        | 227 485        | 119 499        | 132 049        | 251 548        | 145 140        | 151 295        | 296 436        |
| 65 +                               | 9 770          | 13 496         | 23 266         | 10 620         | 15 315         | 25 935         | 13 030         | 18 516         | 31 546         |
| <b>Total</b>                       | <b>176 725</b> | <b>188 900</b> | <b>365 625</b> | <b>185 919</b> | <b>202 287</b> | <b>388 206</b> | <b>220 246</b> | <b>230 338</b> | <b>450 584</b> |
| <b>EC101: Camdeboo</b>             |                |                |                |                |                |                |                |                |                |
| 0 - 14                             | 8 280          | 8 151          | 16 431         | 7 606          | 7 552          | 15 159         | 7 593          | 7 581          | 15 174         |
| 15 - 64                            | 12 860         | 13 921         | 26 781         | 13 162         | 14 244         | 27 407         | 15 831         | 16 450         | 32 281         |
| 65 +                               | 1 157          | 1 856          | 3 012          | 1 250          | 1 958          | 3 208          | 1 411          | 2 127          | 3 538          |
| <b>Total</b>                       | <b>22 297</b>  | <b>23 928</b>  | <b>46 224</b>  | <b>22 019</b>  | <b>23 755</b>  | <b>45 773</b>  | <b>24 835</b>  | <b>26 158</b>  | <b>50 993</b>  |
| <b>EC102: Blue Crane Route</b>     |                |                |                |                |                |                |                |                |                |
| 0 - 14                             | 5 561          | 5 626          | 11 187         | 5 268          | 5 160          | 10 427         | 5 558          | 4 958          | 10 516         |
| 15 - 64                            | 10 007         | 10 980         | 20 987         | 10 862         | 11 880         | 22 743         | 11 090         | 11 872         | 22 962         |
| 65 +                               | 900            | 1 269          | 2 168          | 903            | 1 334          | 2 237          | 1 032          | 1 491          | 2 523          |
| <b>Total</b>                       | <b>16 468</b>  | <b>17 874</b>  | <b>34 342</b>  | <b>17 034</b>  | <b>18 374</b>  | <b>35 407</b>  | <b>17 680</b>  | <b>18 322</b>  | <b>36 002</b>  |
| <b>EC103: Ikwezi</b>               |                |                |                |                |                |                |                |                |                |
| 0 - 14                             | 1 837          | 1 855          | 3 692          | 1 657          | 1 661          | 3 318          | 1 630          | 1 644          | 3 274          |
| 15 - 64                            | 2 826          | 3 206          | 6 032          | 2 953          | 3 356          | 6 309          | 3 133          | 3 395          | 6 529          |
| 65 +                               | 321            | 416            | 736            | 321            | 420            | 740            | 291            | 443            | 734            |
| <b>Total</b>                       | <b>4 984</b>   | <b>5 476</b>   | <b>10 460</b>  | <b>4 930</b>   | <b>5 437</b>   | <b>10 367</b>  | <b>5 055</b>   | <b>5 482</b>   | <b>10 537</b>  |
| <b>EC104: Makana</b>               |                |                |                |                |                |                |                |                |                |
| 0 - 14                             | 10 952         | 10 900         | 21 852         | 9 936          | 9 719          | 19 655         | 9 933          | 9 677          | 19 610         |
| 15 - 64                            | 23 895         | 27 048         | 50 943         | 23 717         | 27 299         | 51 016         | 26 392         | 29 385         | 55 777         |
| 65 +                               | 1 658          | 2 720          | 4 378          | 1 675          | 2 956          | 4 631          | 1 849          | 3 153          | 5 002          |
| <b>Total</b>                       | <b>36 505</b>  | <b>40 668</b>  | <b>77 173</b>  | <b>35 328</b>  | <b>39 974</b>  | <b>75 302</b>  | <b>38 175</b>  | <b>42 215</b>  | <b>80 390</b>  |
| <b>EC105: Ndlambe</b>              |                |                |                |                |                |                |                |                |                |
| 0 - 14                             | 6 830          | 6 727          | 13 557         | 7 473          | 7 210          | 14 683         | 7 861          | 7 578          | 15 438         |
| 15 - 64                            | 12 612         | 15 032         | 27 644         | 16 107         | 19 011         | 35 118         | 18 663         | 20 988         | 39 651         |
| 65 +                               | 1 838          | 2 376          | 4 214          | 1 960          | 2 955          | 4 915          | 2 511          | 3 575          | 6 087          |
| <b>Total</b>                       | <b>21 279</b>  | <b>24 135</b>  | <b>45 414</b>  | <b>25 540</b>  | <b>29 177</b>  | <b>54 717</b>  | <b>29 035</b>  | <b>32 141</b>  | <b>61 176</b>  |
| <b>EC106: Sundays River Valley</b> |                |                |                |                |                |                |                |                |                |
| 0 - 14                             | 6 807          | 6 581          | 13 388         | 6 374          | 6 096          | 12 469         | 7 335          | 7 244          | 14 578         |
| 15 - 64                            | 13 963         | 14 145         | 28 107         | 13 675         | 15 241         | 28 916         | 19 222         | 17 867         | 37 089         |
| 65 +                               | 1 180          | 1 365          | 2 545          | 1 092          | 1 437          | 2 529          | 1 204          | 1 632          | 2 837          |
| <b>Total</b>                       | <b>21 950</b>  | <b>22 091</b>  | <b>44 040</b>  | <b>21 141</b>  | <b>22 773</b>  | <b>43 914</b>  | <b>27 761</b>  | <b>26 743</b>  | <b>54 504</b>  |

| Municipality            | 1996           |                |                | 2001           |                |                | 2011           |                |                |
|-------------------------|----------------|----------------|----------------|----------------|----------------|----------------|----------------|----------------|----------------|
|                         | Male           | Female         | Total          | Male           | Female         | Total          | Male           | Female         | Total          |
| <b>EC107: Baviaans</b>  |                |                |                |                |                |                |                |                |                |
| 0 - 14                  | 3 196          | 3 131          | 6 327          | 2 724          | 2 725          | 5 450          | 2 761          | 2 761          | 5 522          |
| 15 - 64                 | 4 582          | 5 151          | 9 733          | 4 989          | 5 411          | 10 400         | 5 445          | 5 641          | 11 085         |
| 65 +                    | 417            | 587            | 1 004          | 463            | 584            | 1 047          | 503            | 651            | 1 154          |
| <b>Total</b>            | <b>8 195</b>   | <b>8 868</b>   | <b>17 064</b>  | <b>8 177</b>   | <b>8 721</b>   | <b>16 897</b>  | <b>8 709</b>   | <b>9 052</b>   | <b>17 761</b>  |
| <b>EC108: Kouga</b>     |                |                |                |                |                |                |                |                |                |
| 0 - 14                  | 9 515          | 9 511          | 19 026         | 9 572          | 9 584          | 19 156         | 13 367         | 13 035         | 26 403         |
| 15 - 64                 | 19 735         | 20 099         | 39 834         | 22 874         | 24 312         | 47 186         | 31 810         | 32 521         | 64 331         |
| 65 +                    | 1 724          | 2 193          | 3 917          | 2 244          | 2 803          | 5 047          | 3 414          | 4 411          | 7 825          |
| <b>Total</b>            | <b>30 974</b>  | <b>31 804</b>  | <b>62 778</b>  | <b>34 691</b>  | <b>36 699</b>  | <b>71 390</b>  | <b>48 591</b>  | <b>49 967</b>  | <b>98 558</b>  |
| <b>EC109: Kou-Kamma</b> |                |                |                |                |                |                |                |                |                |
| 0 - 14                  | 4 729          | 4 687          | 9 416          | 5 190          | 5 217          | 10 406         | 6 038          | 6 048          | 12 086         |
| 15 - 64                 | 8 768          | 8 655          | 17 423         | 11 158         | 11 294         | 22 452         | 13 553         | 13 177         | 26 731         |
| 65 +                    | 575            | 715            | 1 290          | 712            | 868            | 1 580          | 814            | 1 032          | 1 846          |
| <b>Total</b>            | <b>14 072</b>  | <b>14 057</b>  | <b>28 129</b>  | <b>17 060</b>  | <b>17 379</b>  | <b>34 439</b>  | <b>20 405</b>  | <b>20 258</b>  | <b>40 663</b>  |
| <b>DC12: Amathole</b>   |                |                |                |                |                |                |                |                |                |
| 0 - 14                  | 202 879        | 198 698        | 401 577        | 185 197        | 182 150        | 367 346        | 152 942        | 145 640        | 298 583        |
| 15 - 64                 | 216 175        | 286 126        | 502 301        | 232 418        | 293 620        | 526 037        | 236 931        | 277 249        | 514 180        |
| 65 +                    | 27 288         | 43 349         | 70 637         | 27 741         | 47 795         | 75 536         | 29 374         | 50 500         | 79 874         |
| <b>Total</b>            | <b>446 342</b> | <b>528 173</b> | <b>974 515</b> | <b>445 355</b> | <b>523 565</b> | <b>968 920</b> | <b>419 247</b> | <b>473 389</b> | <b>892 637</b> |
| <b>EC121: Mbashe</b>    |                |                |                |                |                |                |                |                |                |
| 0 - 14                  | 59 843         | 59 087         | 118 930        | 58 261         | 58 218         | 116 479        | 49 651         | 47 177         | 96 828         |
| 15 - 64                 | 46 145         | 71 225         | 117 370        | 52 305         | 76 140         | 128 445        | 59 927         | 77 486         | 137 414        |
| 65 +                    | 6 791          | 10 727         | 17 517         | 7 045          | 11 990         | 19 035         | 7 651          | 13 016         | 20 667         |
| <b>Total</b>            | <b>112 779</b> | <b>141 039</b> | <b>253 818</b> | <b>117 611</b> | <b>146 348</b> | <b>263 959</b> | <b>117 230</b> | <b>137 679</b> | <b>254 909</b> |
| <b>EC122: Mquma</b>     |                |                |                |                |                |                |                |                |                |
| 0 - 14                  | 62 202         | 60 625         | 122 827        | 56 869         | 56 016         | 112 886        | 44 395         | 42 216         | 86 611         |
| 15 - 64                 | 59 301         | 83 893         | 143 194        | 64 465         | 85 439         | 149 904        | 65 262         | 77 884         | 143 146        |
| 65 +                    | 7 320          | 11 610         | 18 930         | 7 546          | 13 331         | 20 877         | 8 216          | 14 417         | 22 633         |
| <b>Total</b>            | <b>128 823</b> | <b>156 127</b> | <b>284 950</b> | <b>128 880</b> | <b>154 787</b> | <b>283 667</b> | <b>117 873</b> | <b>134 517</b> | <b>252 390</b> |
| <b>EC123: Great Kei</b> |                |                |                |                |                |                |                |                |                |
| 0 - 14                  | 7 584          | 7 315          | 14 899         | 7 343          | 7 164          | 14 508         | 5 775          | 5 403          | 11 178         |
| 15 - 64                 | 9 658          | 12 362         | 22 020         | 12 184         | 14 402         | 26 586         | 11 564         | 12 612         | 24 176         |
| 65 +                    | 1 215          | 1 576          | 2 791          | 1 337          | 2 028          | 3 365          | 1 365          | 2 272          | 3 636          |
| <b>Total</b>            | <b>18 457</b>  | <b>21 253</b>  | <b>39 710</b>  | <b>20 864</b>  | <b>23 594</b>  | <b>44 459</b>  | <b>18 703</b>  | <b>20 287</b>  | <b>38 991</b>  |

| Municipality                  | 1996           |                |                | 2001           |                |                | 2011           |                |                |
|-------------------------------|----------------|----------------|----------------|----------------|----------------|----------------|----------------|----------------|----------------|
|                               | Male           | Female         | Total          | Male           | Female         | Total          | Male           | Female         | Total          |
| <b>EC124: Amahlathi</b>       |                |                |                |                |                |                |                |                |                |
| 0 - 14                        | 26 567         | 25 897         | 52 464         | 23 933         | 23 308         | 47 242         | 19 552         | 18 879         | 38 431         |
| 15 - 64                       | 33 195         | 39 974         | 73 169         | 37 443         | 42 473         | 79 916         | 35 263         | 38 472         | 73 735         |
| 65 +                          | 3 742          | 6 246          | 9 988          | 3 940          | 6 806          | 10 746         | 3 832          | 6 780          | 10 612         |
| <b>Total</b>                  | <b>63 504</b>  | <b>72 117</b>  | <b>135 620</b> | <b>65 316</b>  | <b>72 588</b>  | <b>137 904</b> | <b>58 647</b>  | <b>64 131</b>  | <b>122 778</b> |
| <b>EC126: Ngqushwa</b>        |                |                |                |                |                |                |                |                |                |
| 0 - 14                        | 17 973         | 17 376         | 35 349         | 14 330         | 13 599         | 27 929         | 11 089         | 10 567         | 21 657         |
| 15 - 64                       | 22 076         | 27 327         | 49 403         | 22 220         | 25 856         | 48 076         | 19 789         | 22 161         | 41 950         |
| 65 +                          | 3 179          | 5 007          | 8 186          | 2 955          | 5 273          | 8 228          | 3 105          | 5 478          | 8 583          |
| <b>Total</b>                  | <b>43 228</b>  | <b>49 711</b>  | <b>92 938</b>  | <b>39 505</b>  | <b>44 728</b>  | <b>84 233</b>  | <b>33 984</b>  | <b>38 206</b>  | <b>72 190</b>  |
| <b>EC127: Nkonkobe</b>        |                |                |                |                |                |                |                |                |                |
| 0 - 14                        | 24 706         | 24 379         | 49 085         | 20 688         | 20 100         | 40 788         | 18 811         | 17 785         | 36 596         |
| 15 - 64                       | 38 975         | 43 586         | 82 561         | 36 534         | 41 238         | 77 772         | 37 915         | 40 906         | 78 821         |
| 65 +                          | 4 363          | 7 052          | 11 416         | 4 170          | 7 145          | 11 315         | 4 407          | 7 291          | 11 698         |
| <b>Total</b>                  | <b>68 044</b>  | <b>75 017</b>  | <b>143 061</b> | <b>61 392</b>  | <b>68 483</b>  | <b>129 874</b> | <b>61 133</b>  | <b>65 982</b>  | <b>127 115</b> |
| <b>EC128: Nxuba</b>           |                |                |                |                |                |                |                |                |                |
| 0 - 14                        | 4 004          | 4 019          | 8 023          | 3 772          | 3 744          | 7 516          | 3 668          | 3 613          | 7 281          |
| 15 - 64                       | 6 825          | 7 759          | 14 584         | 7 266          | 8 072          | 15 338         | 7 211          | 7 727          | 14 937         |
| 65 +                          | 679            | 1 131          | 1 809          | 748            | 1 222          | 1 970          | 798            | 1 247          | 2 045          |
| <b>Total</b>                  | <b>11 508</b>  | <b>12 909</b>  | <b>24 417</b>  | <b>11 787</b>  | <b>13 037</b>  | <b>24 824</b>  | <b>11 677</b>  | <b>12 587</b>  | <b>24 264</b>  |
| <b>DC13: Chris Hani</b>       |                |                |                |                |                |                |                |                |                |
| 0 - 14                        | 172 561        | 168 850        | 341 411        | 157 165        | 153 456        | 310 622        | 139 591        | 133 666        | 273 258        |
| 15 - 64                       | 176 884        | 235 291        | 412 175        | 191 436        | 240 097        | 431 533        | 212 940        | 244 861        | 457 801        |
| 65 +                          | 20 613         | 33 369         | 53 983         | 21 179         | 36 955         | 58 135         | 24 107         | 40 296         | 64 403         |
| <b>Total</b>                  | <b>370 058</b> | <b>437 510</b> | <b>807 568</b> | <b>369 781</b> | <b>430 509</b> | <b>800 289</b> | <b>376 638</b> | <b>418 823</b> | <b>795 461</b> |
| <b>EC131: Inxuba Yethemba</b> |                |                |                |                |                |                |                |                |                |
| 0 - 14                        | 9 193          | 9 223          | 18 416         | 8 991          | 9 169          | 18 160         | 9 475          | 9 631          | 19 106         |
| 15 - 64                       | 17 407         | 18 198         | 35 605         | 18 737         | 19 925         | 38 662         | 20 612         | 21 759         | 42 371         |
| 65 +                          | 1 315          | 2 171          | 3 486          | 1 312          | 2 230          | 3 542          | 1 584          | 2 500          | 4 083          |
| <b>Total</b>                  | <b>27 915</b>  | <b>29 592</b>  | <b>57 507</b>  | <b>29 040</b>  | <b>31 324</b>  | <b>60 364</b>  | <b>31 671</b>  | <b>33 889</b>  | <b>65 560</b>  |
| <b>EC132: Tsolwana</b>        |                |                |                |                |                |                |                |                |                |
| 0 - 14                        | 6 974          | 6 943          | 13 917         | 5 808          | 5 795          | 11 603         | 5 624          | 5 403          | 11 027         |
| 15 - 64                       | 8 196          | 10 340         | 18 536         | 8 448          | 10 117         | 18 565         | 9 005          | 10 511         | 19 517         |
| 65 +                          | 916            | 1 432          | 2 348          | 846            | 1 524          | 2 370          | 1 026          | 1 710          | 2 737          |
| <b>Total</b>                  | <b>16 086</b>  | <b>18 715</b>  | <b>34 801</b>  | <b>15 102</b>  | <b>17 436</b>  | <b>32 537</b>  | <b>15 656</b>  | <b>17 625</b>  | <b>33 281</b>  |

| Municipality                | 1996           |                |                | 2001           |                |                | 2011           |                |                |
|-----------------------------|----------------|----------------|----------------|----------------|----------------|----------------|----------------|----------------|----------------|
|                             | Male           | Female         | Total          | Male           | Female         | Total          | Male           | Female         | Total          |
| <b>EC133: Inkwanca</b>      |                |                |                |                |                |                |                |                |                |
| 0 - 14                      | 3 563          | 3 554          | 7 116          | 3 395          | 3 447          | 6 842          | 3 513          | 3 294          | 6 807          |
| 15 - 64                     | 4 890          | 5 766          | 10 655         | 5 581          | 6 427          | 12 008         | 6 626          | 7 117          | 13 743         |
| 65 +                        | 525            | 845            | 1 369          | 501            | 893            | 1 394          | 537            | 884            | 1 421          |
| <b>Total</b>                | <b>8 977</b>   | <b>10 164</b>  | <b>19 141</b>  | <b>9 477</b>   | <b>10 767</b>  | <b>20 244</b>  | <b>10 676</b>  | <b>11 295</b>  | <b>21 971</b>  |
| <b>EC134: Lukanji</b>       |                |                |                |                |                |                |                |                |                |
| 0 - 14                      | 30 978         | 30 562         | 61 539         | 30 377         | 29 768         | 60 144         | 29 479         | 28 776         | 58 256         |
| 15 - 64                     | 46 426         | 56 088         | 102 514        | 50 236         | 59 664         | 109 901        | 56 284         | 63 035         | 119 320        |
| 65 +                        | 3 928          | 6 860          | 10 788         | 4 130          | 7 624          | 11 754         | 4 856          | 8 292          | 13 147         |
| <b>Total</b>                | <b>81 331</b>  | <b>93 510</b>  | <b>174 841</b> | <b>84 743</b>  | <b>97 056</b>  | <b>181 799</b> | <b>90 619</b>  | <b>100 103</b> | <b>190 723</b> |
| <b>EC135: Intsika Yethu</b> |                |                |                |                |                |                |                |                |                |
| 0 - 14                      | 38 818         | 37 851         | 76 669         | 33 296         | 32 404         | 65 701         | 27 116         | 25 367         | 52 483         |
| 15 - 64                     | 29 979         | 44 460         | 74 440         | 32 288         | 43 695         | 75 984         | 36 320         | 42 022         | 78 342         |
| 65 +                        | 4 497          | 7 771          | 12 268         | 4 638          | 8 506          | 13 144         | 5 361          | 9 186          | 14 547         |
| <b>Total</b>                | <b>73 294</b>  | <b>90 082</b>  | <b>163 376</b> | <b>70 222</b>  | <b>84 606</b>  | <b>154 828</b> | <b>68 797</b>  | <b>76 575</b>  | <b>145 372</b> |
| <b>EC136: Emalahleni</b>    |                |                |                |                |                |                |                |                |                |
| 0 - 14                      | 29 291         | 28 303         | 57 593         | 25 113         | 24 117         | 49 231         | 21 628         | 20 271         | 41 899         |
| 15 - 64                     | 25 576         | 36 096         | 61 673         | 27 444         | 34 870         | 62 314         | 30 667         | 35 058         | 65 724         |
| 65 +                        | 3 665          | 6 095          | 9 761          | 3 712          | 6 565          | 10 277         | 4 325          | 7 511          | 11 836         |
| <b>Total</b>                | <b>58 532</b>  | <b>70 494</b>  | <b>129 027</b> | <b>56 269</b>  | <b>65 552</b>  | <b>121 822</b> | <b>56 620</b>  | <b>62 839</b>  | <b>119 460</b> |
| <b>EC137: Engcobo</b>       |                |                |                |                |                |                |                |                |                |
| 0 - 14                      | 39 385         | 38 116         | 77 501         | 36 614         | 35 532         | 72 146         | 31 493         | 29 955         | 61 448         |
| 15 - 64                     | 30 576         | 46 361         | 76 936         | 32 731         | 46 362         | 79 093         | 35 867         | 46 345         | 82 211         |
| 65 +                        | 4 088          | 5 562          | 9 650          | 4 342          | 6 667          | 11 009         | 4 593          | 7 260          | 11 854         |
| <b>Total</b>                | <b>74 049</b>  | <b>90 039</b>  | <b>164 088</b> | <b>73 687</b>  | <b>88 561</b>  | <b>162 248</b> | <b>71 953</b>  | <b>83 560</b>  | <b>155 513</b> |
| <b>EC138: Sakhisizwe</b>    |                |                |                |                |                |                |                |                |                |
| 0 - 14                      | 14 360         | 14 298         | 28 658         | 13 571         | 13 224         | 26 795         | 11 263         | 10 969         | 22 232         |
| 15 - 64                     | 13 834         | 17 982         | 31 816         | 15 970         | 19 036         | 35 006         | 17 559         | 19 015         | 36 574         |
| 65 +                        | 1 679          | 2 634          | 4 313          | 1 698          | 2 946          | 4 645          | 1 824          | 2 953          | 4 777          |
| <b>Total</b>                | <b>29 873</b>  | <b>34 914</b>  | <b>64 787</b>  | <b>31 240</b>  | <b>35 207</b>  | <b>66 447</b>  | <b>30 646</b>  | <b>32 936</b>  | <b>63 582</b>  |
| <b>DC14: Joe Gqabi</b>      |                |                |                |                |                |                |                |                |                |
| 0 - 14                      | 69 642         | 69 490         | 139 133        | 66 216         | 65 942         | 132 158        | 60 723         | 58 570         | 119 292        |
| 15 - 64                     | 71 662         | 93 890         | 165 552        | 84 066         | 100 437        | 184 503        | 95 306         | 108 814        | 204 121        |
| 65 +                        | 7 751          | 13 208         | 20 960         | 8 910          | 16 178         | 25 088         | 9 414          | 16 941         | 26 355         |
| <b>Total</b>                | <b>149 056</b> | <b>176 589</b> | <b>325 644</b> | <b>159 192</b> | <b>182 557</b> | <b>341 750</b> | <b>165 443</b> | <b>184 325</b> | <b>349 768</b> |

| Municipality                | 1996           |                |                  | 2001           |                |                  | 2011           |                |                  |
|-----------------------------|----------------|----------------|------------------|----------------|----------------|------------------|----------------|----------------|------------------|
|                             | Male           | Female         | Total            | Male           | Female         | Total            | Male           | Female         | Total            |
| <b>EC141: Elundini</b>      |                |                |                  |                |                |                  |                |                |                  |
| 0 - 14                      | 31 183         | 30 866         | 62 049           | 29 098         | 28 627         | 57 725           | 25 212         | 23 644         | 48 856           |
| 15 - 64                     | 25 842         | 37 562         | 63 404           | 30 219         | 38 897         | 69 116           | 36 221         | 41 655         | 77 876           |
| 65 +                        | 3 196          | 5 483          | 8 679            | 3 773          | 6 780          | 10 553           | 4 050          | 7 360          | 11 409           |
| <b>Total</b>                | <b>60 222</b>  | <b>73 911</b>  | <b>134 133</b>   | <b>63 090</b>  | <b>74 304</b>  | <b>137 394</b>   | <b>65 482</b>  | <b>72 658</b>  | <b>138 141</b>   |
| <b>EC142: Senqu</b>         |                |                |                  |                |                |                  |                |                |                  |
| 0 - 14                      | 27 651         | 27 428         | 55 079           | 25 811         | 25 780         | 51 591           | 23 117         | 22 460         | 45 577           |
| 15 - 64                     | 29 768         | 37 315         | 67 083           | 34 340         | 39 618         | 73 958           | 36 099         | 42 146         | 78 245           |
| 65 +                        | 3 076          | 5 280          | 8 356            | 3 558          | 6 627          | 10 185           | 3 589          | 6 740          | 10 328           |
| <b>Total</b>                | <b>60 495</b>  | <b>70 024</b>  | <b>130 518</b>   | <b>63 709</b>  | <b>72 025</b>  | <b>135 734</b>   | <b>62 804</b>  | <b>71 346</b>  | <b>134 150</b>   |
| <b>EC143: Maletswai</b>     |                |                |                  |                |                |                  |                |                |                  |
| 0 - 14                      | 5 481          | 5 830          | 11 311           | 6 159          | 6 166          | 12 325           | 7 095          | 7 096          | 14 191           |
| 15 - 64                     | 8 334          | 10 196         | 18 530           | 10 545         | 12 180         | 22 725           | 12 727         | 14 460         | 27 187           |
| 65 +                        | 685            | 1 242          | 1 926            | 797            | 1 460          | 2 257            | 913            | 1 509          | 2 422            |
| <b>Total</b>                | <b>14 499</b>  | <b>17 268</b>  | <b>31 767</b>    | <b>17 501</b>  | <b>19 806</b>  | <b>37 307</b>    | <b>20 735</b>  | <b>23 065</b>  | <b>43 800</b>    |
| <b>EC144: Gariep</b>        |                |                |                  |                |                |                  |                |                |                  |
| 0 - 14                      | 5 328          | 5 366          | 10 694           | 5 149          | 5 369          | 10 517           | 5 299          | 5 370          | 10 669           |
| 15 - 64                     | 7 718          | 8 816          | 16 535           | 8 962          | 9 742          | 18 704           | 10 259         | 10 553         | 20 812           |
| 65 +                        | 794            | 1 204          | 1 998            | 782            | 1 311          | 2 093            | 863            | 1 333          | 2 195            |
| <b>Total</b>                | <b>13 840</b>  | <b>15 386</b>  | <b>29 226</b>    | <b>14 892</b>  | <b>16 422</b>  | <b>31 314</b>    | <b>16 420</b>  | <b>17 256</b>  | <b>33 677</b>    |
| <b>DC15: O.R. Tambo</b>     |                |                |                  |                |                |                  |                |                |                  |
| 0 - 14                      | 289 828        | 287 775        | 577 602          | 287 269        | 287 283        | 574 552          | 270 201        | 262 266        | 532 467          |
| 15 - 64                     | 246 286        | 352 603        | 598 889          | 274 902        | 373 916        | 648 818          | 334 370        | 422 021        | 756 391          |
| 65 +                        | 24 181         | 39 871         | 64 051           | 25 227         | 46 548         | 71 775           | 25 516         | 50 568         | 76 085           |
| <b>Total</b>                | <b>560 294</b> | <b>680 249</b> | <b>1 240 543</b> | <b>587 399</b> | <b>707 746</b> | <b>1 295 145</b> | <b>630 088</b> | <b>734 856</b> | <b>1 364 943</b> |
| <b>EC153: Ngquza Hill</b>   |                |                |                  |                |                |                  |                |                |                  |
| 0 - 14                      | 57 633         | 58 089         | 115 722          | 58 651         | 59 203         | 117 855          | 59 735         | 58 294         | 118 028          |
| 15 - 64                     | 46 818         | 69 019         | 115 837          | 51 467         | 70 966         | 122 433          | 64 522         | 80 840         | 145 362          |
| 65 +                        | 4 813          | 7 897          | 12 710           | 4 766          | 9 427          | 14 193           | 4 717          | 10 373         | 15 091           |
| <b>Total</b>                | <b>109 264</b> | <b>135 005</b> | <b>244 270</b>   | <b>114 884</b> | <b>139 596</b> | <b>254 480</b>   | <b>128 974</b> | <b>149 507</b> | <b>278 481</b>   |
| <b>EC154: Port St Johns</b> |                |                |                  |                |                |                  |                |                |                  |
| 0 - 14                      | 36 271         | 36 717         | 72 988           | 35 140         | 35 317         | 70 458           | 33 716         | 32 673         | 66 388           |
| 15 - 64                     | 25 563         | 38 799         | 64 362           | 28 105         | 40 213         | 68 318           | 34 993         | 45 961         | 80 954           |
| 65 +                        | 3 065          | 4 841          | 7 906            | 2 829          | 5 363          | 8 192            | 2 773          | 6 020          | 8 793            |
| <b>Total</b>                | <b>64 899</b>  | <b>80 357</b>  | <b>145 256</b>   | <b>66 074</b>  | <b>80 894</b>  | <b>146 967</b>   | <b>71 482</b>  | <b>84 654</b>  | <b>156 136</b>   |

| Municipality                         | 1996           |                |                | 2001           |                |                | 2011           |                |                |
|--------------------------------------|----------------|----------------|----------------|----------------|----------------|----------------|----------------|----------------|----------------|
|                                      | Male           | Female         | Total          | Male           | Female         | Total          | Male           | Female         | Total          |
| <b>EC155: Nyandeni</b>               |                |                |                |                |                |                |                |                |                |
| 0 - 14                               | 62 641         | 61 684         | 124 325        | 62 858         | 62 333         | 125 192        | 59 741         | 58 169         | 117 909        |
| 15 - 64                              | 51 347         | 70 798         | 122 144        | 57 484         | 76 846         | 134 330        | 69 317         | 87 467         | 156 784        |
| 65 +                                 | 4 870          | 8 065          | 12 935         | 5 235          | 9 660          | 14 895         | 5 183          | 10 513         | 15 696         |
| <b>Total</b>                         | <b>118 857</b> | <b>140 547</b> | <b>259 404</b> | <b>125 577</b> | <b>148 839</b> | <b>274 416</b> | <b>134 241</b> | <b>156 149</b> | <b>290 390</b> |
| <b>EC156: Mhlonitlo</b>              |                |                |                |                |                |                |                |                |                |
| 0 - 14                               | 47 494         | 46 421         | 93 915         | 44 906         | 44 455         | 89 361         | 36 962         | 35 151         | 72 113         |
| 15 - 64                              | 38 292         | 55 799         | 94 091         | 42 948         | 57 070         | 100 018        | 45 922         | 56 629         | 102 551        |
| 65 +                                 | 4 182          | 7 539          | 11 722         | 4 591          | 8 963          | 13 554         | 4 556          | 9 006          | 13 561         |
| <b>Total</b>                         | <b>89 969</b>  | <b>109 759</b> | <b>199 728</b> | <b>92 445</b>  | <b>110 488</b> | <b>202 933</b> | <b>87 440</b>  | <b>100 786</b> | <b>188 226</b> |
| <b>EC157: King Sabata Dalindyebo</b> |                |                |                |                |                |                |                |                |                |
| 0 - 14                               | 85 788         | 84 864         | 170 653        | 85 713         | 85 973         | 171 687        | 80 047         | 77 980         | 158 028        |
| 15 - 64                              | 84 266         | 118 188        | 202 454        | 94 898         | 128 821        | 223 719        | 119 616        | 151 124        | 270 740        |
| 65 +                                 | 7 250          | 11 528         | 18 779         | 7 807          | 13 135         | 20 942         | 8 287          | 14 656         | 22 943         |
| <b>Total</b>                         | <b>177 305</b> | <b>214 580</b> | <b>391 885</b> | <b>188 419</b> | <b>227 929</b> | <b>416 348</b> | <b>207 951</b> | <b>243 760</b> | <b>451 710</b> |
| <b>DC44: Alfred Nzo</b>              |                |                |                |                |                |                |                |                |                |
| 0 - 14                               | 175 067        | 174 073        | 349 140        | 172 605        | 172 865        | 345 469        | 166 297        | 161 406        | 327 704        |
| 15 - 64                              | 142 828        | 210 748        | 353 575        | 160 857        | 220 068        | 380 925        | 185 023        | 239 103        | 424 126        |
| 65 +                                 | 14 555         | 27 751         | 42 305         | 15 024         | 32 290         | 47 314         | 15 167         | 34 347         | 49 514         |
| <b>Total</b>                         | <b>332 450</b> | <b>412 571</b> | <b>745 021</b> | <b>348 485</b> | <b>425 223</b> | <b>773 708</b> | <b>366 488</b> | <b>434 857</b> | <b>801 344</b> |
| <b>EC441: Matatiele</b>              |                |                |                |                |                |                |                |                |                |
| 0 - 14                               | 45 233         | 45 164         | 90 397         | 41 309         | 40 977         | 82 285         | 39 752         | 38 571         | 78 323         |
| 15 - 64                              | 40 824         | 56 817         | 97 641         | 43 546         | 55 635         | 99 181         | 49 519         | 61 856         | 111 375        |
| 65 +                                 | 4 056          | 8 068          | 12 124         | 4 184          | 8 979          | 13 163         | 4 404          | 9 741          | 14 145         |
| <b>Total</b>                         | <b>90 113</b>  | <b>110 049</b> | <b>200 162</b> | <b>89 038</b>  | <b>105 591</b> | <b>194 630</b> | <b>93 675</b>  | <b>110 168</b> | <b>203 843</b> |
| <b>EC442: Umzimvubu</b>              |                |                |                |                |                |                |                |                |                |
| 0 - 14                               | 44 998         | 44 625         | 89 623         | 43 897         | 44 441         | 88 338         | 37 201         | 36 183         | 73 384         |
| 15 - 64                              | 37 384         | 54 403         | 91 787         | 43 370         | 58 041         | 101 411        | 46 802         | 58 558         | 105 360        |
| 65 +                                 | 3 563          | 7 459          | 11 022         | 3 735          | 8 885          | 12 620         | 3 944          | 8 933          | 12 876         |
| <b>Total</b>                         | <b>85 946</b>  | <b>106 487</b> | <b>192 432</b> | <b>91 002</b>  | <b>111 367</b> | <b>202 369</b> | <b>87 946</b>  | <b>103 674</b> | <b>191 620</b> |
| <b>EC443: Mbizana</b>                |                |                |                |                |                |                |                |                |                |
| 0 - 14                               | 56 375         | 55 878         | 112 253        | 58 055         | 57 621         | 115 676        | 63 391         | 61 121         | 124 512        |
| 15 - 64                              | 42 160         | 66 844         | 109 004        | 47 080         | 69 750         | 116 829        | 60 562         | 82 168         | 142 730        |
| 65 +                                 | 4 273          | 7 705          | 11 978         | 4 297          | 8 928          | 13 225         | 4 379          | 10 284         | 14 663         |
| <b>Total</b>                         | <b>102 808</b> | <b>130 427</b> | <b>233 235</b> | <b>109 432</b> | <b>136 298</b> | <b>245 730</b> | <b>128 332</b> | <b>153 573</b> | <b>281 905</b> |

| Municipality                   | 1996             |                  |                  | 2001             |                  |                  | 2011             |                  |                  |
|--------------------------------|------------------|------------------|------------------|------------------|------------------|------------------|------------------|------------------|------------------|
|                                | Male             | Female           | Total            | Male             | Female           | Total            | Male             | Female           | Total            |
| <b>EC444: Ntbankulu</b>        |                  |                  |                  |                  |                  |                  |                  |                  |                  |
| 0 - 14                         | 28 461           | 28 406           | 56 868           | 29 344           | 29 826           | 59 170           | 25 953           | 25 532           | 51 485           |
| 15 - 64                        | 22 459           | 32 683           | 55 143           | 26 861           | 36 643           | 63 504           | 28 141           | 36 520           | 64 661           |
| 65 +                           | 2 663            | 4 519            | 7 181            | 2 808            | 5 498            | 8 306            | 2 440            | 5 390            | 7 830            |
| <b>Total</b>                   | <b>53 583</b>    | <b>65 608</b>    | <b>119 192</b>   | <b>59 013</b>    | <b>71 967</b>    | <b>130 980</b>   | <b>56 534</b>    | <b>67 442</b>    | <b>123 976</b>   |
| <b>BUF: Buffalo City</b>       |                  |                  |                  |                  |                  |                  |                  |                  |                  |
| 0 - 14                         | 103 213          | 103 112          | 206 325          | 96 393           | 96 409           | 192 801          | 101 303          | 98 012           | 199 315          |
| 15 - 64                        | 203 785          | 234 049          | 437 835          | 220 617          | 254 670          | 475 287          | 240 815          | 269 886          | 510 700          |
| 65 +                           | 13 382           | 21 110           | 34 492           | 13 549           | 23 217           | 36 767           | 16 439           | 28 746           | 45 185           |
| <b>Total</b>                   | <b>320 381</b>   | <b>358 271</b>   | <b>678 652</b>   | <b>330 559</b>   | <b>374 295</b>   | <b>704 855</b>   | <b>358 557</b>   | <b>396 644</b>   | <b>755 200</b>   |
| <b>NMA: Nelson Mandela Bay</b> |                  |                  |                  |                  |                  |                  |                  |                  |                  |
| 0 - 14                         | 136 581          | 136 479          | 273 060          | 132 147          | 131 094          | 263 240          | 149 134          | 145 136          | 294 270          |
| 15 - 64                        | 303 620          | 334 901          | 638 522          | 327 371          | 362 201          | 689 573          | 377 268          | 411 944          | 789 212          |
| 65 +                           | 18 832           | 28 885           | 47 717           | 20 314           | 32 652           | 52 966           | 26 592           | 42 040           | 68 633           |
| <b>Total</b>                   | <b>459 034</b>   | <b>500 265</b>   | <b>959 299</b>   | <b>479 831</b>   | <b>525 947</b>   | <b>1 005 779</b> | <b>552 994</b>   | <b>599 121</b>   | <b>1 152 115</b> |
| <b>Eastern Cape</b>            |                  |                  |                  |                  |                  |                  |                  |                  |                  |
| 0 - 14                         | 1 207 479        | 1 195 644        | 2 403 123        | 1 152 791        | 1 144 122        | 2 296 913        | 1 102 266        | 1 065 225        | 2 167 491        |
| 15 - 64                        | 1 470 488        | 1 865 845        | 3 336 333        | 1 611 165        | 1 977 058        | 3 588 223        | 1 827 794        | 2 125 173        | 3 952 967        |
| 65 +                           | 136 372          | 221 039          | 357 411          | 142 565          | 250 951          | 393 516          | 159 640          | 281 954          | 441 594          |
| <b>Total</b>                   | <b>2 814 339</b> | <b>3 282 527</b> | <b>6 096 866</b> | <b>2 906 521</b> | <b>3 372 130</b> | <b>6 278 651</b> | <b>3 089 701</b> | <b>3 472 353</b> | <b>6 562 053</b> |

**Table 2.1.6.1: Dependency ratios by municipality - 1996, 2001 and 2011**

| Municipality                | 0 - 14              |                |                | 15 - 64        |                |                | 65+            |               |               | Dependency Ratio |             |             |
|-----------------------------|---------------------|----------------|----------------|----------------|----------------|----------------|----------------|---------------|---------------|------------------|-------------|-------------|
|                             | 1996                | 2001           | 2011           | 1996           | 2001           | 2011           | 1996           | 2001          | 2011          | 1996             | 2001        | 2011        |
|                             | <b>DC10: Cacadu</b> | <b>114 875</b> | <b>110 724</b> | <b>122 602</b> | <b>227 485</b> | <b>251 548</b> | <b>296 436</b> | <b>23 266</b> | <b>25 935</b> | <b>31 546</b>    | <b>60,7</b> | <b>54,3</b> |
| EC101: Camdeboo             | 16 431              | 15 159         | 15 174         | 26 781         | 27 407         | 32 281         | 3 012          | 3 208         | 3 538         | 72,6             | 67,0        | 58,0        |
| EC102: Blue Crane Route     | 11 187              | 10 427         | 10 516         | 20 987         | 22 743         | 22 962         | 2 168          | 2 237         | 2 523         | 63,6             | 55,7        | 56,8        |
| EC103: Ikwezi               | 3 692               | 3 318          | 3 274          | 6 032          | 6 309          | 6 529          | 736            | 740           | 734           | 73,4             | 64,3        | 61,4        |
| EC104: Makana               | 21 852              | 19 655         | 19 610         | 50 943         | 51 016         | 55 777         | 4 378          | 4 631         | 5 002         | 51,5             | 47,6        | 44,1        |
| EC105: Ndlambe              | 13 557              | 14 683         | 15 438         | 27 644         | 35 118         | 39 651         | 4 214          | 4 915         | 6 087         | 64,3             | 55,8        | 54,3        |
| EC106: Sundays River Valley | 13 388              | 12 469         | 14 578         | 28 107         | 28 916         | 37 089         | 2 545          | 2 529         | 2 837         | 56,7             | 51,9        | 47,0        |
| EC107: Baviaans             | 6 327               | 5 450          | 5 522          | 9 733          | 10 400         | 11 085         | 1 004          | 1 047         | 1 154         | 75,3             | 62,5        | 60,2        |
| EC108: Kouga                | 19 026              | 19 156         | 26 403         | 39 834         | 47 186         | 64 331         | 3 917          | 5 047         | 7 825         | 57,6             | 51,3        | 53,2        |
| EC109: Kou-Kamma            | 9 416               | 10 406         | 12 086         | 17 423         | 22 452         | 26 731         | 1 290          | 1 580         | 1 846         | 61,4             | 53,4        | 52,1        |
| <b>DC12: Amathole</b>       | <b>401 577</b>      | <b>367 346</b> | <b>298 583</b> | <b>502 301</b> | <b>526 037</b> | <b>514 180</b> | <b>70 637</b>  | <b>75 536</b> | <b>79 874</b> | <b>94,0</b>      | <b>84,2</b> | <b>73,6</b> |
| EC121: Mbashe               | 118 930             | 116 479        | 96 828         | 117 370        | 128 445        | 137 414        | 17 517         | 19 035        | 20 667        | 116,3            | 105,5       | 85,5        |
| EC122: Mquma                | 122 827             | 112 886        | 86 611         | 143 194        | 149 904        | 143 146        | 18 930         | 20 877        | 22 633        | 99,0             | 89,2        | 76,3        |
| EC123: Great Kei            | 14 899              | 14 508         | 11 178         | 22 020         | 26 586         | 24 176         | 2 791          | 3 365         | 3 636         | 80,3             | 67,2        | 61,3        |
| EC124: Amahlathi            | 52 464              | 47 242         | 38 431         | 73 169         | 79 916         | 73 735         | 9 988          | 10 746        | 10 612        | 85,4             | 72,6        | 66,5        |
| EC126: Ngqushwa             | 35 349              | 27 929         | 21 657         | 49 403         | 48 076         | 41 950         | 8 186          | 8 228         | 8 583         | 88,1             | 75,2        | 72,1        |
| EC127: Nkonkobe             | 49 085              | 40 788         | 36 596         | 82 561         | 77 772         | 78 821         | 11 416         | 11 315        | 11 698        | 73,3             | 67,0        | 61,3        |
| EC128: Nxuba                | 8 023               | 7 516          | 7 281          | 14 584         | 15 338         | 14 937         | 1 809          | 1 970         | 2 045         | 67,4             | 61,8        | 62,4        |
| <b>DC13: Chris Hani</b>     | <b>341 411</b>      | <b>310 622</b> | <b>273 258</b> | <b>412 175</b> | <b>431 533</b> | <b>457 801</b> | <b>53 983</b>  | <b>58 135</b> | <b>64 403</b> | <b>95,9</b>      | <b>85,5</b> | <b>73,8</b> |
| EC131: Inxuba Yethemba      | 18 416              | 18 160         | 19 106         | 35 605         | 38 662         | 42 371         | 3 486          | 3 542         | 4 083         | 61,5             | 56,1        | 54,7        |
| EC132: Tsolwana             | 13 917              | 11 603         | 11 027         | 18 536         | 18 565         | 19 517         | 2 348          | 2 370         | 2 737         | 87,7             | 75,3        | 70,5        |
| EC133: Inkwanca             | 7 116               | 6 842          | 6 807          | 10 655         | 12 008         | 13 743         | 1 369          | 1 394         | 1 421         | 79,6             | 68,6        | 59,9        |
| EC134: Lukanji              | 61 539              | 60 144         | 58 256         | 102 514        | 109 901        | 119 320        | 10 788         | 11 754        | 13 147        | 70,6             | 65,4        | 59,8        |
| EC135: Intsika Yethu        | 76 669              | 65 701         | 52 483         | 74 440         | 75 984         | 78 342         | 12 268         | 13 144        | 14 547        | 119,5            | 103,8       | 85,6        |
| EC136: Emalahleni           | 57 593              | 49 231         | 41 899         | 61 673         | 62 314         | 65 724         | 9 761          | 10 277        | 11 836        | 109,2            | 95,5        | 81,8        |
| EC137: Engcobo              | 77 501              | 72 146         | 61 448         | 76 936         | 79 093         | 82 211         | 9 650          | 11 009        | 11 854        | 113,3            | 105,1       | 89,2        |
| EC138: Sakhisizwe           | 28 658              | 26 795         | 22 232         | 31 816         | 35 006         | 36 574         | 4 313          | 4 645         | 4 777         | 103,6            | 89,8        | 73,8        |
| <b>DC14: Joe Gqabi</b>      | <b>139 133</b>      | <b>132 158</b> | <b>119 292</b> | <b>165 552</b> | <b>184 503</b> | <b>204 121</b> | <b>20 960</b>  | <b>25 088</b> | <b>26 355</b> | <b>96,7</b>      | <b>85,2</b> | <b>71,4</b> |
| EC141: Elundini             | 62 049              | 57 725         | 48 856         | 63 404         | 69 116         | 77 876         | 8 679          | 10 553        | 11 409        | 111,6            | 98,8        | 77,4        |
| EC142: Senqu                | 55 079              | 51 591         | 45 577         | 67 083         | 73 958         | 78 245         | 8 356          | 10 185        | 10 328        | 94,6             | 83,5        | 71,4        |
| EC143: Matielswai           | 11 311              | 12 325         | 14 191         | 18 530         | 22 725         | 27 187         | 1 926          | 2 257         | 2 422         | 71,4             | 64,2        | 61,1        |
| EC144: Gariep               | 10 694              | 10 517         | 10 669         | 16 535         | 18 704         | 20 812         | 1 998          | 2 093         | 2 195         | 76,8             | 67,4        | 61,8        |



| Municipality                   | 0 - 14                  |                  |                  | 15 - 64          |                  |                  | 65+            |                |                | Dependency Ratio |              |             |
|--------------------------------|-------------------------|------------------|------------------|------------------|------------------|------------------|----------------|----------------|----------------|------------------|--------------|-------------|
|                                | 1996                    | 2001             | 2011             | 1996             | 2001             | 2011             | 1996           | 2001           | 2011           | 1996             | 2001         | 2011        |
|                                | <b>DC15: O.R. Tambo</b> | <b>577 602</b>   | <b>574 552</b>   | <b>532 467</b>   | <b>598 889</b>   | <b>648 818</b>   | <b>756 391</b> | <b>64 051</b>  | <b>71 775</b>  | <b>76 085</b>    | <b>107,1</b> | <b>99,6</b> |
| EC153: Ngquza Hill             | 115 722                 | 117 855          | 118 028          | 115 837          | 122 433          | 145 362          | 12 710         | 14 193         | 15 091         | 110,9            | 107,9        | 91,6        |
| EC154: Port St Johns           | 72 988                  | 70 458           | 66 388           | 64 362           | 68 318           | 80 954           | 7 906          | 8 192          | 8 793          | 125,7            | 115,1        | 92,9        |
| EC155: Nyandeni                | 124 325                 | 125 192          | 117 909          | 122 144          | 134 330          | 156 784          | 12 935         | 14 895         | 15 696         | 112,4            | 104,3        | 85,2        |
| EC156: Mhlontlo                | 93 915                  | 89 361           | 72 113           | 94 091           | 100 018          | 102 551          | 11 722         | 13 554         | 13 561         | 112,3            | 102,9        | 83,5        |
| EC157: King Sabata Dalindyebo  | 170 653                 | 171 687          | 158 028          | 202 454          | 223 719          | 270 740          | 18 779         | 20 942         | 22 943         | 93,6             | 86,1         | 66,8        |
| <b>DC44: Alfred Nzo</b>        | <b>349 140</b>          | <b>345 469</b>   | <b>327 704</b>   | <b>353 575</b>   | <b>380 925</b>   | <b>424 126</b>   | <b>42 305</b>  | <b>47 314</b>  | <b>49 514</b>  | <b>110,7</b>     | <b>103,1</b> | <b>88,9</b> |
| EC441: Matatiele               | 90 397                  | 82 285           | 78 323           | 97 641           | 99 181           | 111 375          | 12 124         | 13 163         | 14 145         | 105,0            | 96,2         | 83,0        |
| EC442: Umzimvubu               | 89 623                  | 88 338           | 73 384           | 91 787           | 101 411          | 105 360          | 11 022         | 12 620         | 12 876         | 109,7            | 99,6         | 81,9        |
| EC443: Mbizana                 | 112 253                 | 115 676          | 124 512          | 109 004          | 116 829          | 142 730          | 11 978         | 13 225         | 14 663         | 114,0            | 110,3        | 97,5        |
| EC444: Ntabankulu              | 56 868                  | 59 170           | 51 485           | 55 143           | 63 504           | 64 661           | 7 181          | 8 306          | 7 830          | 116,2            | 106,3        | 91,7        |
| <b>BUF: Buffalo City</b>       | <b>206 325</b>          | <b>192 801</b>   | <b>199 315</b>   | <b>437 835</b>   | <b>475 287</b>   | <b>510 700</b>   | <b>34 492</b>  | <b>36 767</b>  | <b>45 185</b>  | <b>55,0</b>      | <b>48,3</b>  | <b>47,9</b> |
| <b>NMA: Nelson Mandela Bay</b> | <b>273 060</b>          | <b>263 240</b>   | <b>294 270</b>   | <b>638 522</b>   | <b>689 573</b>   | <b>789 212</b>   | <b>47 717</b>  | <b>52 966</b>  | <b>68 633</b>  | <b>50,2</b>      | <b>45,9</b>  | <b>46,0</b> |
| <b>Eastern Cape</b>            | <b>2 403 123</b>        | <b>2 296 913</b> | <b>2 167 491</b> | <b>3 336 333</b> | <b>3 588 223</b> | <b>3 952 967</b> | <b>357 411</b> | <b>393 516</b> | <b>441 594</b> | <b>82,7</b>      | <b>75,0</b>  | <b>66,0</b> |

**Table 2.1.7.1: Distribution of the population by marital status and municipality - 1996, 2001 and 2011**

| Municipality                | 1996           |                |                    | 2001           |                |                | 2011                |                |                  |                |                     |
|-----------------------------|----------------|----------------|--------------------|----------------|----------------|----------------|---------------------|----------------|------------------|----------------|---------------------|
|                             | Married        | Never married  | Widowed/ separated | Married        | Never married  | Widower/ widow | Divorced/ separated | Married        | Never married    | Widower/ widow | Divorced/ separated |
| <b>DC10: Cacadu</b>         | <b>105 287</b> | <b>227 682</b> | <b>13 307</b>      | <b>121 383</b> | <b>242 562</b> | <b>17 418</b>  | <b>6 843</b>        | <b>147 987</b> | <b>278 045</b>   | <b>17 118</b>  | <b>7 435</b>        |
| EC101: Camdeboo             | 12 350         | 29 244         | 1 940              | 13 682         | 29 064         | 2 250          | 778                 | 15 896         | 32 127           | 2 021          | 949                 |
| EC102: Blue Crane Route     | 10 256         | 21 711         | 1 125              | 11 478         | 21 898         | 1 596          | 435                 | 11 504         | 22 568           | 1 484          | 446                 |
| EC103: Ikwezi               | 3 049          | 6 547          | 448                | 3 252          | 6 520          | 485            | 110                 | 3 465          | 6 542            | 404            | 127                 |
| EC104: Makana               | 18 654         | 48 071         | 2 476              | 18 395         | 51 874         | 3 342          | 1 691               | 21 620         | 54 321           | 2 940          | 1 508               |
| EC105: Ndlambe              | 12 623         | 29 797         | 1 843              | 16 395         | 34 210         | 2 793          | 1 319               | 19 563         | 37 506           | 2 792          | 1 314               |
| EC106: Sundays River Valley | 12 579         | 27 874         | 1 397              | 13 140         | 28 564         | 1 701          | 509                 | 16 954         | 35 524           | 1 451          | 575                 |
| EC107: Baviaans             | 4 688          | 10 297         | 740                | 5 516          | 10 386         | 801            | 194                 | 6 139          | 10 694           | 721            | 207                 |
| EC108: Kouga                | 20 900         | 37 905         | 2 353              | 26 468         | 40 499         | 3 077          | 1 346               | 37 687         | 55 033           | 4 022          | 1 815               |
| EC109: Kou-Kamma            | 10 188         | 16 236         | 985                | 13 058         | 19 548         | 1 373          | 460                 | 15 159         | 23 730           | 1 282          | 493                 |
| <b>DC12: Amathole</b>       | <b>218 753</b> | <b>694 582</b> | <b>36 642</b>      | <b>210 489</b> | <b>689 930</b> | <b>55 419</b>  | <b>13 082</b>       | <b>199 692</b> | <b>622 948</b>   | <b>57 392</b>  | <b>12 605</b>       |
| EC121: Mbashe               | 58 114         | 183 969        | 9 959              | 56 279         | 190 680        | 14 379         | 2 620               | 55 009         | 181 640          | 15 584         | 2 676               |
| EC122: Mquma                | 65 524         | 204 839        | 9 302              | 60 284         | 204 019        | 16 123         | 3 240               | 55 090         | 176 377          | 17 456         | 3 467               |
| EC123: Great Kei            | 10 322         | 27 180         | 1 514              | 11 138         | 29 816         | 2 564          | 941                 | 10 655         | 25 377           | 2 292          | 667                 |
| EC124: Amahlathi            | 30 013         | 97 294         | 5 159              | 30 856         | 96 448         | 8 247          | 2 353               | 28 684         | 84 562           | 7 531          | 2 002               |
| EC126: Ngqushwa             | 20 050         | 66 604         | 4 579              | 18 717         | 59 195         | 5 017          | 1 304               | 16 365         | 48 828           | 5 761          | 1 235               |
| EC127: Nkonkobe             | 28 360         | 98 354         | 5 242              | 26 680         | 93 120         | 7 840          | 2 234               | 27 202         | 90 144           | 7 562          | 2 207               |
| EC128: Nxuba                | 6 369          | 16 343         | 887                | 6 535          | 16 652         | 1 248          | 389                 | 6 686          | 16 021           | 1 205          | 352                 |
| <b>DC13: Chris Hani</b>     | <b>179 369</b> | <b>584 658</b> | <b>26 838</b>      | <b>177 332</b> | <b>571 593</b> | <b>41 363</b>  | <b>10 000</b>       | <b>190 929</b> | <b>551 386</b>   | <b>42 159</b>  | <b>10 988</b>       |
| EC131: Inxuba Yethemba      | 16 193         | 35 968         | 2 066              | 18 701         | 38 008         | 2 764          | 890                 | 21 451         | 40 425           | 2 655          | 1 030               |
| EC132: Tsolwana             | 8 211          | 25 307         | 1 090              | 7 602          | 22 784         | 1 683          | 468                 | 8 520          | 22 670           | 1 665          | 425                 |
| EC133: Inkwanca             | 4 626          | 13 477         | 683                | 4 910          | 13 806         | 1 068          | 460                 | 5 766          | 14 966           | 865            | 374                 |
| EC134: Lukanji              | 37 910         | 125 687        | 5 316              | 40 467         | 130 257        | 8 323          | 2 753               | 45 567         | 133 550          | 8 506          | 3 101               |
| EC135: Intsika Yethu        | 36 270         | 118 608        | 6 863              | 32 457         | 110 162        | 10 326         | 1 883               | 32 628         | 100 349          | 10 392         | 2 003               |
| EC136: Emalahleni           | 26 612         | 95 217         | 4 519              | 24 604         | 89 039         | 6 952          | 1 226               | 26 148         | 84 257           | 7 431          | 1 623               |
| EC137: Engcobo              | 35 498         | 122 638        | 4 352              | 34 609         | 119 308        | 7 001          | 1 330               | 36 123         | 110 475          | 7 435          | 1 481               |
| EC138: Sakhiszwe            | 14 050         | 47 756         | 1 949              | 13 982         | 48 229         | 3 246          | 990                 | 14 726         | 44 694           | 3 211          | 951                 |
| <b>DC14: Joe Gqabi</b>      | <b>76 116</b>  | <b>230 235</b> | <b>12 350</b>      | <b>80 856</b>  | <b>237 122</b> | <b>18 361</b>  | <b>5 410</b>        | <b>85 429</b>  | <b>239 693</b>   | <b>19 700</b>  | <b>4 945</b>        |
| EC141: Elundini             | 30 884         | 95 094         | 5 913              | 31 622         | 95 431         | 8 407          | 1 934               | 32 354         | 94 587           | 9 202          | 1 997               |
| EC142: Sengu                | 29 003         | 94 844         | 4 188              | 30 194         | 96 590         | 6 778          | 2 172               | 31 035         | 93 874           | 7 487          | 1 755               |
| EC143: Maletswai            | 8 342          | 21 259         | 981                | 10 054         | 24 954         | 1 629          | 670                 | 11 987         | 29 590           | 1 643          | 580                 |
| EC144: Gariep               | 7 886          | 19 039         | 1 268              | 8 987          | 20 146         | 1 547          | 634                 | 10 052         | 21 643           | 1 368          | 614                 |
| <b>DC15: O.R. Tambo</b>     | <b>265 165</b> | <b>907 830</b> | <b>44 930</b>      | <b>255 724</b> | <b>959 933</b> | <b>65 200</b>  | <b>14 287</b>       | <b>270 488</b> | <b>1 015 879</b> | <b>66 091</b>  | <b>12 485</b>       |
| EC153: Ngquza Hill          | 51 130         | 181 449        | 7 920              | 47 840         | 191 057        | 12 976         | 2 607               | 49 174         | 214 650          | 12 669         | 1 989               |
| EC154: Port St Johns        | 29 906         | 108 398        | 5 005              | 26 392         | 110 876        | 7 797          | 1 903               | 26 051         | 121 301          | 7 668          | 1 116               |
| EC155: Nyandeni             | 56 303         | 190 881        | 9 581              | 53 754         | 203 966        | 13 890         | 2 807               | 57 119         | 216 130          | 14 595         | 2 546               |
| EC156: Mhlonitlo            | 42 781         | 143 542        | 9 503              | 41 215         | 146 902        | 12 384         | 2 432               | 39 943         | 133 888          | 12 350         | 2 045               |

| Municipality                   | 1996             |                  |                |                    | 2001             |                  |                |                    | 2011             |                  |                |                    |
|--------------------------------|------------------|------------------|----------------|--------------------|------------------|------------------|----------------|--------------------|------------------|------------------|----------------|--------------------|
|                                | Married          | Never married    | Widowed        | Divorced/separated | Married          | Never married    | Widower/widow  | Divorced/separated | Married          | Never married    | Widower/widow  | Divorced/separated |
| EC157: King Sabata Dalindyebo  | 85 045           | 283 560          | 12 921         | 3 860              | 86 523           | 307 132          | 18 154         | 4 539              | 98 201           | 329 911          | 18 809         | 4 789              |
| <b>DC44: Alfred Nzo</b>        | <b>165 706</b>   | <b>537 330</b>   | <b>30 955</b>  | <b>7 318</b>       | <b>163 248</b>   | <b>558 459</b>   | <b>43 155</b>  | <b>8 847</b>       | <b>164 973</b>   | <b>584 626</b>   | <b>44 464</b>  | <b>7 282</b>       |
| EC441: Matatiele               | 46 252           | 137 965          | 9 980          | 2 786              | 45 390           | 134 675          | 11 668         | 2 897              | 47 496           | 142 640          | 11 415         | 2 292              |
| EC442: Umzimvubu               | 43 122           | 138 748          | 8 410          | 1 805              | 43 373           | 143 765          | 12 629         | 2 601              | 42 078           | 134 949          | 12 392         | 2 201              |
| EC443: Mbizana                 | 50 044           | 174 567          | 7 213          | 1 327              | 47 162           | 185 390          | 11 460         | 1 718              | 51 035           | 216 437          | 12 831         | 1 603              |
| EC444: Ntabankulu              | 26 288           | 86 050           | 5 352          | 1 400              | 27 323           | 94 628           | 7 398          | 1 631              | 24 364           | 90 601           | 7 825          | 1 186              |
| <b>BUF: Buffalo City</b>       | <b>174 648</b>   | <b>455 945</b>   | <b>22 293</b>  | <b>15 044</b>      | <b>185 114</b>   | <b>475 963</b>   | <b>27 932</b>  | <b>15 845</b>      | <b>210 101</b>   | <b>500 548</b>   | <b>29 006</b>  | <b>15 546</b>      |
| <b>NMA: Nelson Mandela Bay</b> | <b>271 647</b>   | <b>608 364</b>   | <b>35 435</b>  | <b>26 207</b>      | <b>297 417</b>   | <b>636 834</b>   | <b>43 409</b>  | <b>28 119</b>      | <b>358 572</b>   | <b>718 041</b>   | <b>45 832</b>  | <b>29 671</b>      |
| <b>Eastern Cape</b>            | <b>1 456 691</b> | <b>4 246 625</b> | <b>222 749</b> | <b>87 696</b>      | <b>1 491 564</b> | <b>4 372 396</b> | <b>312 258</b> | <b>102 433</b>     | <b>1 628 170</b> | <b>4 511 166</b> | <b>321 761</b> | <b>100 956</b>     |

**Table 2.2.1.1: Distribution of the population aged 20 years and older by highest level of education attained, sex and municipality – 1996, 2001 and 2011**

| Municipality                   | 1996          |                |                | 2001           |                |                | 2011           |                |                |
|--------------------------------|---------------|----------------|----------------|----------------|----------------|----------------|----------------|----------------|----------------|
|                                | Male          | Female         | Total          | Male           | Female         | Total          | Male           | Female         | Total          |
| <b>DC10: Cacadu</b>            |               |                |                |                |                |                |                |                |                |
| No schooling                   | 16 960        | 19 823         | 36 783         | 15 894         | 19 518         | 35 412         | 9 584          | 11 287         | 20 871         |
| Some primary                   | 25 575        | 27 708         | 53 283         | 28 029         | 31 520         | 59 549         | 25 393         | 28 167         | 53 560         |
| Completed primary              | 9 184         | 11 270         | 20 454         | 10 070         | 12 158         | 22 228         | 9 920          | 11 655         | 21 574         |
| Some secondary                 | 27 438        | 31 333         | 58 771         | 31 437         | 36 661         | 68 098         | 48 893         | 53 225         | 102 118        |
| Grade 12/ Std 10               | 11 894        | 12 429         | 24 324         | 17 249         | 18 327         | 35 577         | 27 711         | 28 954         | 56 665         |
| Higher                         | 6 299         | 6 729          | 13 028         | 7 245          | 8 320          | 15 565         | 10 765         | 12 272         | 23 037         |
| <b>Total</b>                   | <b>97 350</b> | <b>109 293</b> | <b>206 643</b> | <b>109 925</b> | <b>126 504</b> | <b>236 429</b> | <b>132 266</b> | <b>145 559</b> | <b>277 825</b> |
| <b>EC101: Camdeboo</b>         |               |                |                |                |                |                |                |                |                |
| No schooling                   | 1 975         | 2 412          | 4 387          | 1 784          | 2 091          | 3 875          | 1 248          | 1 350          | 2 598          |
| Some primary                   | 2 901         | 3 512          | 6 413          | 3 049          | 3 669          | 6 718          | 2 444          | 2 846          | 5 291          |
| Completed primary              | 1 013         | 1 306          | 2 319          | 1 152          | 1 322          | 2 474          | 1 117          | 1 328          | 2 445          |
| Some secondary                 | 3 055         | 3 640          | 6 695          | 3 323          | 3 805          | 7 128          | 4 722          | 5 313          | 10 035         |
| Grade 12/ Std 10               | 1 510         | 1 470          | 2 980          | 1 972          | 2 104          | 4 076          | 2 796          | 2 838          | 5 634          |
| Higher                         | 761           | 758            | 1 520          | 713            | 831            | 1 544          | 1 234          | 1 504          | 2 738          |
| <b>Total</b>                   | <b>11 216</b> | <b>13 098</b>  | <b>24 314</b>  | <b>11 992</b>  | <b>13 822</b>  | <b>25 814</b>  | <b>13 562</b>  | <b>15 179</b>  | <b>28 740</b>  |
| <b>EC102: Blue Crane Route</b> |               |                |                |                |                |                |                |                |                |
| No schooling                   | 2 221         | 2 396          | 4 617          | 1 942          | 2 190          | 4 132          | 1 117          | 1 181          | 2 299          |
| Some primary                   | 2 434         | 2 630          | 5 064          | 2 911          | 3 133          | 6 043          | 2 404          | 2 694          | 5 098          |
| Completed primary              | 768           | 992            | 1 759          | 864            | 1 143          | 2 007          | 788            | 918            | 1 706          |
| Some secondary                 | 2 221         | 2 666          | 4 887          | 2 421          | 2 981          | 5 402          | 3 375          | 3 839          | 7 214          |
| Grade 12/ Std 10               | 823           | 850            | 1 673          | 1 217          | 1 228          | 2 445          | 1 987          | 2 143          | 4 130          |
| Higher                         | 443           | 536            | 979            | 501            | 598            | 1 099          | 654            | 721            | 1 375          |
| <b>Total</b>                   | <b>8 910</b>  | <b>10 070</b>  | <b>18 979</b>  | <b>9 856</b>   | <b>11 273</b>  | <b>21 129</b>  | <b>10 325</b>  | <b>11 496</b>  | <b>21 822</b>  |
| <b>EC103: Ikwezi</b>           |               |                |                |                |                |                |                |                |                |
| No schooling                   | 677           | 780            | 1 457          | 628            | 706            | 1 333          | 353            | 434            | 787            |
| Some primary                   | 618           | 730            | 1 347          | 692            | 832            | 1 524          | 719            | 777            | 1 496          |
| Completed primary              | 205           | 317            | 522            | 218            | 311            | 528            | 232            | 285            | 517            |
| Some secondary                 | 688           | 786            | 1 474          | 749            | 935            | 1 684          | 960            | 1 186          | 2 146          |
| Grade 12/ Std 10               | 209           | 215            | 424            | 341            | 320            | 660            | 511            | 455            | 966            |
| Higher                         | 112           | 133            | 245            | 120            | 171            | 291            | 155            | 182            | 338            |
| <b>Total</b>                   | <b>2 508</b>  | <b>2 961</b>   | <b>5 469</b>   | <b>2 749</b>   | <b>3 273</b>   | <b>6 022</b>   | <b>2 930</b>   | <b>3 319</b>   | <b>6 249</b>   |

| Municipality                       | 1996          |               |               | 2001          |               |               | 2011          |               |               |
|------------------------------------|---------------|---------------|---------------|---------------|---------------|---------------|---------------|---------------|---------------|
|                                    | Male          | Female        | Total         | Male          | Female        | Total         | Male          | Female        | Total         |
| <b>EC104: Makana</b>               |               |               |               |               |               |               |               |               |               |
| No schooling                       | 2 626         | 3 647         | 6 273         | 2 169         | 3 313         | 5 482         | 1 222         | 1 878         | 3 100         |
| Some primary                       | 4 315         | 4 826         | 9 141         | 4 570         | 5 210         | 9 781         | 3 520         | 4 298         | 7 819         |
| Completed primary                  | 1 770         | 2 328         | 4 098         | 1 699         | 2 339         | 4 039         | 1 392         | 1 715         | 3 107         |
| Some secondary                     | 6 454         | 7 525         | 13 979        | 6 452         | 7 872         | 14 324        | 8 289         | 9 582         | 17 871        |
| Grade 12/ Std 10                   | 3 539         | 3 655         | 7 195         | 3 722         | 4 014         | 7 736         | 5 426         | 5 762         | 11 188        |
| Higher                             | 1 864         | 2 247         | 4 110         | 2 093         | 2 670         | 4 763         | 2 548         | 3 324         | 5 872         |
| <b>Total</b>                       | <b>20 569</b> | <b>24 227</b> | <b>44 797</b> | <b>20 706</b> | <b>25 419</b> | <b>46 124</b> | <b>22 397</b> | <b>26 560</b> | <b>48 956</b> |
| <b>EC105: Ndlambe</b>              |               |               |               |               |               |               |               |               |               |
| No schooling                       | 2 558         | 3 504         | 6 061         | 2 564         | 3 831         | 6 395         | 1 567         | 2 274         | 3 841         |
| Some primary                       | 3 000         | 3 636         | 6 636         | 3 954         | 4 614         | 8 567         | 3 694         | 4 358         | 8 052         |
| Completed primary                  | 956           | 1 159         | 2 116         | 1 205         | 1 449         | 2 654         | 1 197         | 1 347         | 2 544         |
| Some secondary                     | 2 957         | 3 664         | 6 621         | 4 045         | 4 888         | 8 933         | 6 191         | 7 081         | 13 271        |
| Grade 12/ Std 10                   | 1 271         | 1 536         | 2 807         | 2 375         | 2 836         | 5 211         | 3 688         | 4 292         | 7 980         |
| Higher                             | 735           | 820           | 1 554         | 1 241         | 1 498         | 2 739         | 1 846         | 2 096         | 3 943         |
| <b>Total</b>                       | <b>11 476</b> | <b>14 319</b> | <b>25 795</b> | <b>15 384</b> | <b>19 114</b> | <b>34 498</b> | <b>18 183</b> | <b>21 448</b> | <b>39 631</b> |
| <b>EC106: Sundays River Valley</b> |               |               |               |               |               |               |               |               |               |
| No schooling                       | 2 759         | 3 003         | 5 762         | 2 690         | 3 085         | 5 775         | 1 425         | 1 554         | 2 979         |
| Some primary                       | 4 228         | 3 762         | 7 990         | 3 885         | 4 308         | 8 192         | 3 865         | 3 992         | 7 857         |
| Completed primary                  | 1 188         | 1 420         | 2 608         | 1 132         | 1 468         | 2 600         | 1 362         | 1 595         | 2 958         |
| Some secondary                     | 3 013         | 3 268         | 6 281         | 3 150         | 3 800         | 6 950         | 6 738         | 6 752         | 13 490        |
| Grade 12/ Std 10                   | 1 055         | 1 061         | 2 116         | 1 233         | 1 286         | 2 519         | 2 659         | 2 458         | 5 117         |
| Higher                             | 463           | 383           | 846           | 435           | 462           | 897           | 631           | 653           | 1 284         |
| <b>Total</b>                       | <b>12 706</b> | <b>12 897</b> | <b>25 603</b> | <b>12 525</b> | <b>14 409</b> | <b>26 934</b> | <b>16 680</b> | <b>17 005</b> | <b>33 685</b> |
| <b>EC107: Baviaans</b>             |               |               |               |               |               |               |               |               |               |
| No schooling                       | 763           | 871           | 1 634         | 755           | 847           | 1 602         | 430           | 406           | 835           |
| Some primary                       | 1 111         | 1 367         | 2 478         | 1 234         | 1 515         | 2 750         | 1 063         | 1 209         | 2 271         |
| Completed primary                  | 420           | 536           | 956           | 428           | 570           | 998           | 479           | 664           | 1 143         |
| Some secondary                     | 1 135         | 1 343         | 2 477         | 1 367         | 1 423         | 2 791         | 1 910         | 2 097         | 4 006         |
| Grade 12/ Std 10                   | 316           | 352           | 667           | 461           | 448           | 910           | 893           | 824           | 1 717         |
| Higher                             | 216           | 200           | 416           | 277           | 269           | 546           | 251           | 239           | 490           |
| <b>Total</b>                       | <b>3 962</b>  | <b>4 668</b>  | <b>8 630</b>  | <b>4 524</b>  | <b>5 073</b>  | <b>9 596</b>  | <b>5 024</b>  | <b>5 438</b>  | <b>10 462</b> |

| Municipality            | 1996           |                |                | 2001           |                |                | 2011           |                |                |
|-------------------------|----------------|----------------|----------------|----------------|----------------|----------------|----------------|----------------|----------------|
|                         | Male           | Female         | Total          | Male           | Female         | Total          | Male           | Female         | Total          |
| <b>EC108: Kouga</b>     |                |                |                |                |                |                |                |                |                |
| No schooling            | 2 267          | 2 211          | 4 477          | 2 304          | 2 356          | 4 660          | 1 523          | 1 565          | 3 088          |
| Some primary            | 4 378          | 4 522          | 8 901          | 4 666          | 5 005          | 9 671          | 4 942          | 4 990          | 9 932          |
| Completed primary       | 1 855          | 2 106          | 3 961          | 1 998          | 2 200          | 4 197          | 2 125          | 2 419          | 4 544          |
| Some secondary          | 5 696          | 6 216          | 11 912         | 6 852          | 7 675          | 14 527         | 11 540         | 12 341         | 23 882         |
| Grade 12/ Std 10        | 2 436          | 2 625          | 5 062          | 4 567          | 4 876          | 9 444          | 7 362          | 8 115          | 15 477         |
| Higher                  | 1 317          | 1 235          | 2 552          | 1 397          | 1 380          | 2 777          | 2 942          | 3 060          | 6 003          |
| <b>Total</b>            | <b>17 950</b>  | <b>18 914</b>  | <b>36 864</b>  | <b>21 785</b>  | <b>23 492</b>  | <b>45 277</b>  | <b>30 435</b>  | <b>32 490</b>  | <b>62 925</b>  |
| <b>EC109: Kou-Kamma</b> |                |                |                |                |                |                |                |                |                |
| No schooling            | 1 113          | 1 000          | 2 113          | 1 058          | 1 099          | 2 157          | 699            | 646            | 1 345          |
| Some primary            | 2 590          | 2 722          | 5 313          | 3 068          | 3 234          | 6 302          | 2 742          | 3 002          | 5 744          |
| Completed primary       | 1 008          | 1 107          | 2 115          | 1 374          | 1 358          | 2 731          | 1 227          | 1 384          | 2 611          |
| Some secondary          | 2 219          | 2 226          | 4 445          | 3 077          | 3 282          | 6 359          | 5 169          | 5 034          | 10 203         |
| Grade 12/ Std 10        | 735            | 665            | 1 400          | 1 361          | 1 215          | 2 576          | 2 390          | 2 066          | 4 456          |
| Higher                  | 387            | 419            | 806            | 467            | 442            | 908            | 503            | 492            | 995            |
| <b>Total</b>            | <b>8 053</b>   | <b>8 139</b>   | <b>16 192</b>  | <b>10 405</b>  | <b>10 629</b>  | <b>21 034</b>  | <b>12 731</b>  | <b>12 624</b>  | <b>25 355</b>  |
| <b>DC12: Amathole</b>   |                |                |                |                |                |                |                |                |                |
| No schooling            | 42 560         | 71 983         | 114 542        | 49 642         | 87 619         | 137 262        | 22 747         | 41 223         | 63 971         |
| Some primary            | 48 581         | 53 482         | 102 063        | 50 498         | 52 548         | 103 046        | 54 213         | 56 955         | 111 168        |
| Completed primary       | 16 956         | 25 827         | 42 782         | 15 826         | 21 910         | 37 737         | 16 392         | 20 914         | 37 306         |
| Some secondary          | 48 284         | 79 231         | 127 515        | 50 818         | 72 933         | 123 751        | 71 618         | 96 583         | 168 201        |
| Grade 12/ Std 10        | 14 797         | 20 332         | 35 129         | 19 846         | 26 894         | 46 740         | 27 470         | 36 193         | 63 663         |
| Higher                  | 6 583          | 9 954          | 16 537         | 8 400          | 14 392         | 22 793         | 10 805         | 17 955         | 28 760         |
| <b>Total</b>            | <b>177 760</b> | <b>260 807</b> | <b>438 568</b> | <b>195 031</b> | <b>276 296</b> | <b>471 327</b> | <b>203 245</b> | <b>269 824</b> | <b>473 068</b> |
| <b>EC121: Mbhashe</b>   |                |                |                |                |                |                |                |                |                |
| No schooling            | 13 907         | 25 431         | 39 338         | 17 717         | 33 370         | 51 087         | 9 007          | 16 477         | 25 484         |
| Some primary            | 9 743          | 13 409         | 23 151         | 9 569          | 11 367         | 20 936         | 13 876         | 16 123         | 29 999         |
| Completed primary       | 2 747          | 5 382          | 8 129          | 2 317          | 3 894          | 6 211          | 3 240          | 4 778          | 8 018          |
| Some secondary          | 7 861          | 15 654         | 23 515         | 8 000          | 14 012         | 22 011         | 14 813         | 23 305         | 38 118         |
| Grade 12/ Std 10        | 1 663          | 2 670          | 4 333          | 2 704          | 4 404          | 7 107          | 5 041          | 7 218          | 12 259         |
| Higher                  | 1 003          | 1 794          | 2 797          | 1 413          | 2 839          | 4 253          | 2 048          | 4 099          | 6 146          |
| <b>Total</b>            | <b>36 925</b>  | <b>64 340</b>  | <b>101 265</b> | <b>41 720</b>  | <b>69 886</b>  | <b>111 605</b> | <b>48 025</b>  | <b>72 000</b>  | <b>120 025</b> |

| Municipality            | 1996          |               |                | 2001          |               |                | 2011          |               |                |
|-------------------------|---------------|---------------|----------------|---------------|---------------|----------------|---------------|---------------|----------------|
|                         | Male          | Female        | Total          | Male          | Female        | Total          | Male          | Female        | Total          |
| <b>EC122: Mngquma</b>   |               |               |                |               |               |                |               |               |                |
| No schooling            | 9 528         | 16 561        | 26 089         | 12 739        | 22 788        | 35 528         | 5 222         | 9 639         | 14 861         |
| Some primary            | 13 439        | 14 195        | 27 634         | 13 478        | 13 879        | 27 357         | 15 041        | 14 664        | 29 705         |
| Completed primary       | 4 247         | 7 472         | 11 719         | 3 972         | 6 054         | 10 026         | 4 100         | 5 506         | 9 607          |
| Some secondary          | 14 071        | 26 714        | 40 785         | 13 982        | 22 363        | 36 345         | 19 358        | 28 361        | 47 719         |
| Grade 12/ Std 10        | 4 429         | 6 744         | 11 174         | 5 505         | 8 332         | 13 837         | 7 315         | 10 067        | 17 381         |
| Higher                  | 1 882         | 3 139         | 5 022          | 2 600         | 5 002         | 7 602          | 3 734         | 6 717         | 10 451         |
| <b>Total</b>            | <b>47 597</b> | <b>74 826</b> | <b>122 423</b> | <b>52 276</b> | <b>78 419</b> | <b>130 694</b> | <b>54 770</b> | <b>74 955</b> | <b>129 725</b> |
| <b>EC123: Great Kei</b> |               |               |                |               |               |                |               |               |                |
| No schooling            | 2 703         | 4 807         | 7 510          | 2 943         | 5 256         | 8 199          | 1 552         | 3 047         | 4 599          |
| Some primary            | 2 066         | 2 087         | 4 153          | 2 393         | 2 317         | 4 710          | 2 420         | 2 255         | 4 675          |
| Completed primary       | 674           | 831           | 1 504          | 775           | 899           | 1 675          | 819           | 836           | 1 655          |
| Some secondary          | 1 873         | 2 443         | 4 317          | 2 764         | 3 315         | 6 078          | 3 802         | 4 137         | 7 939          |
| Grade 12/ Std 10        | 583           | 671           | 1 254          | 1 155         | 1 214         | 2 369          | 1 632         | 1 955         | 3 586          |
| Higher                  | 261           | 290           | 552            | 405           | 504           | 909            | 556           | 617           | 1 173          |
| <b>Total</b>            | <b>8 160</b>  | <b>11 129</b> | <b>19 289</b>  | <b>10 435</b> | <b>13 504</b> | <b>23 940</b>  | <b>10 781</b> | <b>12 847</b> | <b>23 628</b>  |
| <b>EC124: Amahlathi</b> |               |               |                |               |               |                |               |               |                |
| No schooling            | 5 874         | 8 543         | 14 418         | 5 590         | 9 083         | 14 674         | 2 585         | 4 425         | 7 010          |
| Some primary            | 8 171         | 8 587         | 16 757         | 9 804         | 9 851         | 19 655         | 8 498         | 8 797         | 17 295         |
| Completed primary       | 3 087         | 4 364         | 7 451          | 3 271         | 4 280         | 7 551          | 3 003         | 3 597         | 6 600          |
| Some secondary          | 7 769         | 11 707        | 19 476         | 9 118         | 11 837        | 20 955         | 12 015        | 14 473        | 26 488         |
| Grade 12/ Std 10        | 2 240         | 2 788         | 5 029          | 3 124         | 3 805         | 6 929          | 4 283         | 5 253         | 9 535          |
| Higher                  | 790           | 1 085         | 1 874          | 1 312         | 1 760         | 3 072          | 1 364         | 1 955         | 3 319          |
| <b>Total</b>            | <b>27 931</b> | <b>37 074</b> | <b>65 005</b>  | <b>32 219</b> | <b>40 617</b> | <b>72 836</b>  | <b>31 747</b> | <b>38 500</b> | <b>70 247</b>  |
| <b>EC126: Ngqushwa</b>  |               |               |                |               |               |                |               |               |                |
| No schooling            | 4 624         | 8 535         | 13 158         | 4 961         | 8 971         | 13 932         | 1 899         | 4 015         | 5 914          |
| Some primary            | 5 023         | 4 974         | 9 997          | 4 768         | 4 629         | 9 397          | 5 118         | 4 985         | 10 104         |
| Completed primary       | 1 941         | 2 478         | 4 419          | 1 705         | 1 942         | 3 647          | 1 727         | 2 025         | 3 752          |
| Some secondary          | 5 374         | 7 393         | 12 767         | 5 378         | 6 333         | 11 711         | 6 890         | 8 280         | 15 170         |
| Grade 12/ Std 10        | 1 209         | 1 803         | 3 012          | 1 929         | 2 692         | 4 621          | 2 677         | 3 773         | 6 450          |
| Higher                  | 437           | 717           | 1 154          | 633           | 1 137         | 1 770          | 601           | 1 069         | 1 670          |
| <b>Total</b>            | <b>18 608</b> | <b>25 899</b> | <b>44 507</b>  | <b>19 374</b> | <b>25 704</b> | <b>45 077</b>  | <b>18 913</b> | <b>24 148</b> | <b>43 061</b>  |

| Municipality                  | 1996           |                |                | 2001           |                |                | 2011           |                |                |
|-------------------------------|----------------|----------------|----------------|----------------|----------------|----------------|----------------|----------------|----------------|
|                               | Male           | Female         | Total          | Male           | Female         | Total          | Male           | Female         | Total          |
| <b>EC127: Nkonkobe</b>        |                |                |                |                |                |                |                |                |                |
| No schooling                  | 4 899          | 6 856          | 11 755         | 4 731          | 6 905          | 11 636         | 2 090          | 3 108          | 5 198          |
| Some primary                  | 8 498          | 8 375          | 16 873         | 8 732          | 8 596          | 17 327         | 7 816          | 8 463          | 16 279         |
| Completed primary             | 3 621          | 4 498          | 8 118          | 3 085          | 4 007          | 7 092          | 2 905          | 3 486          | 6 391          |
| Some secondary                | 9 572          | 12 975         | 22 546         | 9 542          | 12 528         | 22 070         | 11 956         | 14 786         | 26 742         |
| Grade 12/ Std 10              | 4 084          | 5 067          | 9 151          | 4 646          | 5 560          | 10 206         | 5 438          | 6 835          | 12 273         |
| Higher                        | 1 944          | 2 577          | 4 522          | 1 698          | 2 684          | 4 382          | 2 105          | 3 005          | 5 109          |
| <b>Total</b>                  | <b>32 617</b>  | <b>40 348</b>  | <b>72 965</b>  | <b>32 433</b>  | <b>40 281</b>  | <b>72 714</b>  | <b>32 309</b>  | <b>39 683</b>  | <b>71 992</b>  |
| <b>EC128: Nxuba</b>           |                |                |                |                |                |                |                |                |                |
| No schooling                  | 1 025          | 1 250          | 2 274          | 961            | 1 246          | 2 207          | 392            | 512            | 905            |
| Some primary                  | 1 642          | 1 855          | 3 497          | 1 755          | 1 908          | 3 664          | 1 444          | 1 668          | 3 112          |
| Completed primary             | 639            | 803            | 1 442          | 701            | 834            | 1 535          | 597            | 685            | 1 282          |
| Some secondary                | 1 763          | 2 345          | 4 108          | 2 035          | 2 545          | 4 580          | 2 783          | 3 241          | 6 024          |
| Grade 12/ Std 10              | 588            | 589            | 1 176          | 784            | 887            | 1 671          | 1 085          | 1 092          | 2 177          |
| Higher                        | 266            | 350            | 616            | 338            | 467            | 805            | 398            | 493            | 891            |
| <b>Total</b>                  | <b>5 922</b>   | <b>7 191</b>   | <b>13 113</b>  | <b>6 575</b>   | <b>7 886</b>   | <b>14 461</b>  | <b>6 700</b>   | <b>7 691</b>   | <b>14 391</b>  |
| <b>DC13: Chris Hani</b>       |                |                |                |                |                |                |                |                |                |
| No schooling                  | 35 630         | 57 457         | 93 087         | 42 045         | 70 865         | 112 909        | 22 961         | 35 984         | 58 945         |
| Some primary                  | 38 235         | 48 215         | 86 450         | 40 802         | 46 924         | 87 726         | 49 174         | 53 562         | 102 736        |
| Completed primary             | 11 295         | 19 127         | 30 421         | 10 929         | 16 363         | 27 292         | 12 526         | 16 732         | 29 258         |
| Some secondary                | 38 978         | 61 591         | 100 569        | 39 653         | 55 646         | 95 299         | 60 269         | 79 842         | 140 111        |
| Grade 12/ Std 10              | 13 355         | 17 076         | 30 431         | 15 828         | 19 916         | 35 745         | 28 571         | 34 391         | 62 962         |
| Higher                        | 5 780          | 8 467          | 14 248         | 8 097          | 12 953         | 21 050         | 11 852         | 18 182         | 30 034         |
| <b>Total</b>                  | <b>143 274</b> | <b>211 932</b> | <b>355 206</b> | <b>157 353</b> | <b>222 668</b> | <b>380 021</b> | <b>185 352</b> | <b>238 695</b> | <b>424 047</b> |
| <b>EC131: Inxuba Yethemba</b> |                |                |                |                |                |                |                |                |                |
| No schooling                  | 3 382          | 4 101          | 7 483          | 2 472          | 3 313          | 5 784          | 1 867          | 2 361          | 4 228          |
| Some primary                  | 3 738          | 3 721          | 7 460          | 4 439          | 4 623          | 9 061          | 3 862          | 4 063          | 7 924          |
| Completed primary             | 1 253          | 1 562          | 2 815          | 1 422          | 1 727          | 3 150          | 1 331          | 1 664          | 2 994          |
| Some secondary                | 4 107          | 4 588          | 8 695          | 4 663          | 5 355          | 10 018         | 5 963          | 6 863          | 12 826         |
| Grade 12/ Std 10              | 1 589          | 1 792          | 3 381          | 2 307          | 2 577          | 4 884          | 3 793          | 4 089          | 7 881          |
| Higher                        | 1 022          | 935            | 1 957          | 1 003          | 1 093          | 2 096          | 1 591          | 1 859          | 3 450          |
| <b>Total</b>                  | <b>15 091</b>  | <b>16 699</b>  | <b>31 790</b>  | <b>16 306</b>  | <b>18 688</b>  | <b>34 994</b>  | <b>18 406</b>  | <b>20 898</b>  | <b>39 304</b>  |



| Municipality                | 1996          |               |               | 2001          |               |               | 2011          |               |                |
|-----------------------------|---------------|---------------|---------------|---------------|---------------|---------------|---------------|---------------|----------------|
|                             | Male          | Female        | Total         | Male          | Female        | Total         | Male          | Female        | Total          |
| <b>EC132: Tsolwana</b>      |               |               |               |               |               |               |               |               |                |
| No schooling                | 2 132         | 3 110         | 5 241         | 1 952         | 2 892         | 4 843         | 1 251         | 1 733         | 2 984          |
| Some primary                | 1 724         | 2 285         | 4 009         | 1 819         | 2 335         | 4 155         | 2 145         | 2 791         | 4 936          |
| Completed primary           | 474           | 709           | 1 182         | 510           | 673           | 1 183         | 628           | 754           | 1 383          |
| Some secondary              | 1 722         | 2 383         | 4 105         | 1 598         | 2 052         | 3 650         | 2 543         | 3 201         | 5 745          |
| Grade 12/ Std 10            | 496           | 580           | 1 076         | 791           | 960           | 1 751         | 1 174         | 1 428         | 2 601          |
| Higher                      | 239           | 345           | 584           | 288           | 462           | 750           | 402           | 536           | 938            |
| <b>Total</b>                | <b>6 787</b>  | <b>9 411</b>  | <b>16 198</b> | <b>6 958</b>  | <b>9 374</b>  | <b>16 332</b> | <b>8 143</b>  | <b>10 443</b> | <b>18 586</b>  |
| <b>EC133: Inkwanca</b>      |               |               |               |               |               |               |               |               |                |
| No schooling                | 1 076         | 1 704         | 2 780         | 1 025         | 1 616         | 2 641         | 705           | 1 008         | 1 713          |
| Some primary                | 1 188         | 1 395         | 2 583         | 1 540         | 1 711         | 3 251         | 1 527         | 1 669         | 3 196          |
| Completed primary           | 349           | 447           | 796           | 418           | 525           | 943           | 418           | 556           | 973            |
| Some secondary              | 1 066         | 1 288         | 2 353         | 1 157         | 1 354         | 2 511         | 1 924         | 2 097         | 4 021          |
| Grade 12/ Std 10            | 378           | 351           | 729           | 526           | 518           | 1 044         | 967           | 984           | 1 951          |
| Higher                      | 161           | 213           | 373           | 245           | 345           | 590           | 428           | 496           | 924            |
| <b>Total</b>                | <b>4 218</b>  | <b>5 398</b>  | <b>9 615</b>  | <b>4 910</b>  | <b>6 069</b>  | <b>10 980</b> | <b>5 969</b>  | <b>6 809</b>  | <b>12 778</b>  |
| <b>EC134: Lukanji</b>       |               |               |               |               |               |               |               |               |                |
| No schooling                | 5 987         | 9 109         | 15 096        | 6 855         | 10 754        | 17 609        | 3 501         | 5 138         | 8 640          |
| Some primary                | 7 555         | 8 678         | 16 233        | 9 166         | 10 553        | 19 719        | 8 752         | 9 809         | 18 560         |
| Completed primary           | 3 317         | 4 480         | 7 797         | 3 287         | 4 291         | 7 577         | 2 854         | 3 591         | 6 445          |
| Some secondary              | 13 020        | 17 499        | 30 519        | 13 071        | 16 662        | 29 733        | 17 846        | 21 540        | 39 386         |
| Grade 12/ Std 10            | 6 294         | 7 887         | 14 182        | 6 778         | 7 910         | 14 688        | 11 466        | 12 952        | 24 418         |
| Higher                      | 2 119         | 3 188         | 5 308         | 3 175         | 5 007         | 8 182         | 5 034         | 7 496         | 12 530         |
| <b>Total</b>                | <b>38 292</b> | <b>50 842</b> | <b>89 134</b> | <b>42 332</b> | <b>55 176</b> | <b>97 508</b> | <b>49 453</b> | <b>60 525</b> | <b>109 979</b> |
| <b>EC135: Intsika Yethu</b> |               |               |               |               |               |               |               |               |                |
| No schooling                | 6 306         | 10 908        | 17 214        | 8 010         | 14 876        | 22 886        | 3 955         | 6 912         | 10 867         |
| Some primary                | 7 995         | 10 465        | 18 460        | 7 640         | 9 012         | 16 652        | 10 387        | 10 940        | 21 326         |
| Completed primary           | 2 004         | 4 579         | 6 583         | 1 823         | 3 370         | 5 193         | 2 537         | 3 513         | 6 050          |
| Some secondary              | 5 709         | 12 264        | 17 972        | 5 845         | 10 182        | 16 027        | 10 218        | 14 563        | 24 781         |
| Grade 12/ Std 10            | 1 118         | 1 547         | 2 665         | 1 526         | 2 346         | 3 872         | 3 316         | 4 190         | 7 506          |
| Higher                      | 649           | 1 263         | 1 912         | 1 014         | 1 824         | 2 838         | 1 308         | 2 518         | 3 826          |
| <b>Total</b>                | <b>23 781</b> | <b>41 026</b> | <b>64 807</b> | <b>25 858</b> | <b>41 611</b> | <b>67 469</b> | <b>31 721</b> | <b>42 635</b> | <b>74 356</b>  |

| Municipality             | 1996          |               |                | 2001          |               |                | 2011          |                |                |
|--------------------------|---------------|---------------|----------------|---------------|---------------|----------------|---------------|----------------|----------------|
|                          | Male          | Female        | Total          | Male          | Female        | Total          | Male          | Female         | Total          |
| <b>EC136: Emalahleni</b> |               |               |                |               |               |                |               |                |                |
| No schooling             | 6 207         | 10 428        | 16 636         | 8 286         | 14 215        | 22 501         | 4 624         | 7 107          | 11 731         |
| Some primary             | 5 762         | 8 530         | 14 292         | 5 511         | 6 744         | 12 255         | 8 518         | 9 948          | 18 467         |
| Completed primary        | 1 366         | 2 659         | 4 025          | 1 244         | 1 999         | 3 243          | 1 737         | 2 438          | 4 175          |
| Some secondary           | 4 732         | 8 015         | 12 746         | 4 669         | 6 503         | 11 172         | 8 021         | 10 591         | 18 612         |
| Grade 12/ Std 10         | 1 220         | 1 670         | 2 890          | 1 264         | 1 768         | 3 032          | 2 966         | 3 890          | 6 856          |
| Higher                   | 678           | 1 031         | 1 710          | 885           | 1 569         | 2 453          | 949           | 1 438          | 2 387          |
| <b>Total</b>             | <b>19 966</b> | <b>32 334</b> | <b>52 300</b>  | <b>21 859</b> | <b>32 797</b> | <b>54 656</b>  | <b>26 815</b> | <b>35 412</b>  | <b>62 228</b>  |
| <b>EC137: Engcobo</b>    |               |               |                |               |               |                |               |                |                |
| No schooling             | 8 043         | 14 496        | 22 539         | 10 358        | 18 440        | 28 798         | 5 309         | 9 223          | 14 532         |
| Some primary             | 6 907         | 9 193         | 16 100         | 6 922         | 7 958         | 14 881         | 9 901         | 10 241         | 20 142         |
| Completed primary        | 1 660         | 3 172         | 4 832          | 1 395         | 2 478         | 3 872          | 1 972         | 2 977          | 4 948          |
| Some secondary           | 5 486         | 10 307        | 15 793         | 5 103         | 8 897         | 14 000         | 8 466         | 14 579         | 23 046         |
| Grade 12/ Std 10         | 1 429         | 2 090         | 3 519          | 1 426         | 2 288         | 3 714          | 2 704         | 4 335          | 7 039          |
| Higher                   | 478           | 821           | 1 299          | 863           | 1 527         | 2 390          | 1 346         | 2 501          | 3 847          |
| <b>Total</b>             | <b>24 003</b> | <b>40 079</b> | <b>64 083</b>  | <b>26 068</b> | <b>41 587</b> | <b>67 655</b>  | <b>29 698</b> | <b>43 856</b>  | <b>73 554</b>  |
| <b>EC138: Sakhisizwe</b> |               |               |                |               |               |                |               |                |                |
| No schooling             | 2 497         | 3 600         | 6 097          | 3 087         | 4 759         | 7 846          | 1 748         | 2 503          | 4 250          |
| Some primary             | 3 366         | 3 946         | 7 312          | 3 764         | 3 988         | 7 752          | 4 083         | 4 102          | 8 185          |
| Completed primary        | 871           | 1 519         | 2 391          | 831           | 1 299         | 2 130          | 1 049         | 1 241          | 2 290          |
| Some secondary           | 3 137         | 5 247         | 8 384          | 3 547         | 4 641         | 8 187          | 5 287         | 6 408          | 11 695         |
| Grade 12/ Std 10         | 831           | 1 159         | 1 990          | 1 210         | 1 550         | 2 761          | 2 185         | 2 525          | 4 709          |
| Higher                   | 434           | 671           | 1 105          | 624           | 1 128         | 1 752          | 794           | 1 338          | 2 132          |
| <b>Total</b>             | <b>11 136</b> | <b>16 143</b> | <b>27 279</b>  | <b>13 063</b> | <b>17 366</b> | <b>30 428</b>  | <b>15 146</b> | <b>18 115</b>  | <b>33 262</b>  |
| <b>DC14: Joe Gqabi</b>   |               |               |                |               |               |                |               |                |                |
| No schooling             | 15 171        | 19 718        | 34 889         | 18 863        | 27 147        | 46 010         | 11 853        | 15 596         | 27 449         |
| Some primary             | 16 789        | 23 150        | 39 939         | 19 099        | 22 700        | 41 799         | 20 871        | 24 905         | 45 776         |
| Completed primary        | 4 482         | 8 016         | 12 498         | 4 825         | 7 203         | 12 028         | 5 620         | 7 929          | 13 549         |
| Some secondary           | 14 958        | 24 497        | 39 455         | 17 135        | 24 128        | 41 263         | 26 874        | 35 496         | 62 370         |
| Grade 12/ Std 10         | 4 086         | 4 863         | 8 949          | 6 631         | 7 810         | 14 441         | 12 297        | 14 164         | 26 460         |
| Higher                   | 2 044         | 2 922         | 4 966          | 2 975         | 4 683         | 7 657          | 4 529         | 7 010          | 11 539         |
| <b>Total</b>             | <b>57 530</b> | <b>83 165</b> | <b>140 696</b> | <b>69 527</b> | <b>93 671</b> | <b>163 198</b> | <b>82 044</b> | <b>105 100</b> | <b>187 144</b> |

| Municipality            | 1996          |               |               | 2001          |               |               | 2011          |               |               |
|-------------------------|---------------|---------------|---------------|---------------|---------------|---------------|---------------|---------------|---------------|
|                         | Male          | Female        | Total         | Male          | Female        | Total         | Male          | Female        | Total         |
| <b>EC141: Elundini</b>  |               |               |               |               |               |               |               |               |               |
| No schooling            | 5 332         | 7 399         | 12 731        | 7 449         | 11 610        | 19 059        | 4 749         | 6 641         | 11 390        |
| Some primary            | 6 652         | 10 051        | 16 702        | 7 123         | 8 986         | 16 109        | 8 605         | 10 195        | 18 800        |
| Completed primary       | 1 680         | 3 587         | 5 267         | 1 726         | 3 118         | 4 844         | 2 243         | 3 243         | 5 485         |
| Some secondary          | 5 090         | 9 989         | 15 078        | 5 467         | 8 938         | 14 405        | 9 983         | 13 495        | 23 478        |
| Grade 12/ Std 10        | 1 061         | 1 498         | 2 559         | 1 607         | 2 240         | 3 847         | 3 824         | 4 575         | 8 399         |
| Higher                  | 470           | 931           | 1 401         | 857           | 1 512         | 2 368         | 1 303         | 2 395         | 3 698         |
| <b>Total</b>            | <b>20 283</b> | <b>33 455</b> | <b>53 738</b> | <b>24 229</b> | <b>36 403</b> | <b>60 632</b> | <b>30 707</b> | <b>40 544</b> | <b>71 250</b> |
| <b>EC142: Senqu</b>     |               |               |               |               |               |               |               |               |               |
| No schooling            | 6 365         | 7 486         | 13 851        | 7 291         | 9 881         | 17 172        | 4 742         | 5 658         | 10 399        |
| Some primary            | 7 033         | 9 566         | 16 599        | 7 885         | 9 065         | 16 950        | 8 026         | 10 051        | 18 077        |
| Completed primary       | 1 788         | 3 172         | 4 959         | 1 895         | 2 655         | 4 550         | 2 029         | 3 124         | 5 153         |
| Some secondary          | 6 253         | 9 877         | 16 130        | 7 415         | 10 042        | 17 457        | 10 246        | 14 340        | 24 586        |
| Grade 12/ Std 10        | 1 376         | 1 560         | 2 936         | 2 590         | 3 143         | 5 733         | 4 240         | 5 215         | 9 455         |
| Higher                  | 734           | 994           | 1 728         | 1 266         | 1 935         | 3 202         | 1 497         | 2 374         | 3 871         |
| <b>Total</b>            | <b>23 549</b> | <b>32 655</b> | <b>56 204</b> | <b>28 342</b> | <b>36 722</b> | <b>65 064</b> | <b>30 779</b> | <b>40 762</b> | <b>71 542</b> |
| <b>EC143: Maletswai</b> |               |               |               |               |               |               |               |               |               |
| No schooling            | 1 493         | 2 047         | 3 539         | 2 085         | 2 711         | 4 797         | 1 148         | 1 594         | 2 742         |
| Some primary            | 1 604         | 1 898         | 3 502         | 2 007         | 2 371         | 4 377         | 2 129         | 2 350         | 4 480         |
| Completed primary       | 563           | 700           | 1 263         | 590           | 815           | 1 405         | 699           | 884           | 1 584         |
| Some secondary          | 1 964         | 2 754         | 4 718         | 2 312         | 2 956         | 5 268         | 3 665         | 4 411         | 8 076         |
| Grade 12/ Std 10        | 966           | 1 103         | 2 068         | 1 538         | 1 573         | 3 110         | 2 583         | 2 859         | 5 442         |
| Higher                  | 414           | 532           | 946           | 501           | 801           | 1 302         | 1 092         | 1 424         | 2 516         |
| <b>Total</b>            | <b>7 002</b>  | <b>9 034</b>  | <b>16 036</b> | <b>9 033</b>  | <b>11 227</b> | <b>20 260</b> | <b>11 318</b> | <b>13 522</b> | <b>24 839</b> |
| <b>EC144: Gariep</b>    |               |               |               |               |               |               |               |               |               |
| No schooling            | 1 982         | 2 786         | 4 768         | 2 037         | 2 945         | 4 982         | 1 214         | 1 704         | 2 918         |
| Some primary            | 1 500         | 1 635         | 3 135         | 2 085         | 2 277         | 4 362         | 2 111         | 2 309         | 4 420         |
| Completed primary       | 452           | 557           | 1 009         | 614           | 615           | 1 228         | 649           | 678           | 1 327         |
| Some secondary          | 1 651         | 1 877         | 3 529         | 1 941         | 2 192         | 4 134         | 2 980         | 3 250         | 6 230         |
| Grade 12/ Std 10        | 684           | 702           | 1 386         | 896           | 855           | 1 751         | 1 650         | 1 515         | 3 164         |
| Higher                  | 426           | 464           | 891           | 350           | 435           | 785           | 637           | 817           | 1 454         |
| <b>Total</b>            | <b>6 696</b>  | <b>8 022</b>  | <b>14 718</b> | <b>7 923</b>  | <b>9 319</b>  | <b>17 242</b> | <b>9 241</b>  | <b>10 272</b> | <b>19 513</b> |

| Municipality                | 1996           |                |                | 2001           |                |                | 2011           |                |                |
|-----------------------------|----------------|----------------|----------------|----------------|----------------|----------------|----------------|----------------|----------------|
|                             | Male           | Female         | Total          | Male           | Female         | Total          | Male           | Female         | Total          |
| <b>DC15: O.R. Tambo</b>     |                |                |                |                |                |                |                |                |                |
| No schooling                | 64 329         | 103 601        | 167 930        | 72 984         | 128 512        | 201 496        | 39 499         | 69 873         | 109 372        |
| Some primary                | 45 377         | 61 947         | 107 324        | 48 023         | 56 953         | 104 975        | 59 888         | 70 337         | 130 225        |
| Completed primary           | 12 996         | 23 237         | 36 233         | 12 060         | 18 779         | 30 840         | 15 296         | 21 450         | 36 746         |
| Some secondary              | 49 748         | 84 193         | 133 941        | 51 820         | 79 330         | 131 151        | 87 668         | 128 572        | 216 240        |
| Grade 12/ Std 10            | 17 247         | 23 807         | 41 054         | 21 767         | 31 004         | 52 770         | 40 990         | 55 564         | 96 553         |
| Higher                      | 6 521          | 11 405         | 17 926         | 9 467          | 17 596         | 27 063         | 15 433         | 27 522         | 42 955         |
| <b>Total</b>                | <b>196 218</b> | <b>308 190</b> | <b>504 407</b> | <b>216 121</b> | <b>332 174</b> | <b>548 295</b> | <b>258 774</b> | <b>373 318</b> | <b>632 092</b> |
| <b>EC153: Ngquza Hill</b>   |                |                |                |                |                |                |                |                |                |
| No schooling                | 14 882         | 22 885         | 37 767         | 15 595         | 26 193         | 41 789         | 9 294          | 15 900         | 25 194         |
| Some primary                | 9 242          | 13 973         | 23 215         | 10 268         | 13 426         | 23 693         | 12 612         | 15 290         | 27 903         |
| Completed primary           | 2 199          | 4 063          | 6 262          | 2 266          | 3 724          | 5 991          | 2 878          | 4 182          | 7 061          |
| Some secondary              | 8 180          | 13 698         | 21 878         | 8 525          | 13 688         | 22 213         | 15 795         | 23 214         | 39 009         |
| Grade 12/ Std 10            | 2 271          | 4 054          | 6 325          | 2 824          | 4 100          | 6 923          | 6 622          | 8 659          | 15 281         |
| Higher                      | 756            | 1 743          | 2 500          | 1 195          | 2 459          | 3 654          | 2 094          | 4 348          | 6 442          |
| <b>Total</b>                | <b>37 531</b>  | <b>60 416</b>  | <b>97 948</b>  | <b>40 673</b>  | <b>63 591</b>  | <b>104 263</b> | <b>49 296</b>  | <b>71 594</b>  | <b>120 890</b> |
| <b>EC154: Port St Johns</b> |                |                |                |                |                |                |                |                |                |
| No schooling                | 9 567          | 15 882         | 25 449         | 9 380          | 17 525         | 26 905         | 5 337          | 10 360         | 15 697         |
| Some primary                | 5 088          | 7 798          | 12 885         | 5 522          | 6 921          | 12 443         | 7 485          | 9 593          | 17 078         |
| Completed primary           | 1 157          | 2 255          | 3 411          | 947            | 1 747          | 2 694          | 1 520          | 2 366          | 3 886          |
| Some secondary              | 3 676          | 6 523          | 10 199         | 4 191          | 6 477          | 10 668         | 7 673          | 11 728         | 19 401         |
| Grade 12/ Std 10            | 791            | 1 230          | 2 020          | 1 445          | 2 171          | 3 616          | 3 235          | 4 721          | 7 956          |
| Higher                      | 286            | 652            | 938            | 544            | 1 163          | 1 708          | 902            | 1 730          | 2 632          |
| <b>Total</b>                | <b>20 565</b>  | <b>34 339</b>  | <b>54 903</b>  | <b>22 029</b>  | <b>36 004</b>  | <b>58 034</b>  | <b>26 151</b>  | <b>40 498</b>  | <b>66 649</b>  |
| <b>EC155: Nyandeni</b>      |                |                |                |                |                |                |                |                |                |
| No schooling                | 14 158         | 21 699         | 35 857         | 15 912         | 27 730         | 43 642         | 8 788          | 15 014         | 23 802         |
| Some primary                | 9 573          | 12 946         | 22 519         | 10 058         | 12 006         | 22 064         | 12 418         | 15 443         | 27 862         |
| Completed primary           | 2 751          | 4 923          | 7 673          | 2 564          | 3 989          | 6 553          | 3 195          | 4 659          | 7 854          |
| Some secondary              | 10 811         | 17 396         | 28 207         | 10 923         | 16 362         | 27 285         | 18 472         | 27 204         | 45 676         |
| Grade 12/ Std 10            | 2 512          | 3 469          | 5 980          | 3 842          | 5 533          | 9 375          | 8 408          | 11 406         | 19 814         |
| Higher                      | 714            | 1 267          | 1 981          | 1 043          | 2 084          | 3 127          | 1 909          | 3 541          | 5 450          |
| <b>Total</b>                | <b>40 518</b>  | <b>61 699</b>  | <b>102 217</b> | <b>44 342</b>  | <b>67 704</b>  | <b>112 046</b> | <b>53 191</b>  | <b>77 267</b>  | <b>130 458</b> |

| Municipality            | 1996           |                |                | 2001           |                |                | 2011           |                |                |
|-------------------------|----------------|----------------|----------------|----------------|----------------|----------------|----------------|----------------|----------------|
|                         | Male           | Female         | Total          | Male           | Female         | Total          | Male           | Female         | Total          |
| <b>EC156: Mhlonitlo</b> |                |                |                |                |                |                |                |                |                |
| No schooling            | 7 715          | 12 916         | 20 631         | 10 842         | 19 906         | 30 748         | 4 709          | 8 600          | 13 309         |
| Some primary            | 8 942          | 11 415         | 20 357         | 8 177          | 9 238          | 17 414         | 9 509          | 10 676         | 20 184         |
| Completed primary       | 2 639          | 4 912          | 7 551          | 2 260          | 3 415          | 5 675          | 2 664          | 3 618          | 6 283          |
| Some secondary          | 8 560          | 16 051         | 24 611         | 8 550          | 13 404         | 21 954         | 14 080         | 20 765         | 34 845         |
| Grade 12/ Std 10        | 1 746          | 2 661          | 4 407          | 2 640          | 3 958          | 6 599          | 4 656          | 6 468          | 11 123         |
| Higher                  | 647            | 1 680          | 2 327          | 1 095          | 2 406          | 3 500          | 1 415          | 3 006          | 4 421          |
| <b>Total</b>            | <b>30 249</b>  | <b>49 635</b>  | <b>79 884</b>  | <b>33 564</b>  | <b>52 327</b>  | <b>85 891</b>  | <b>37 033</b>  | <b>53 132</b>  | <b>90 165</b>  |
| No schooling            | 18 006         | 30 219         | 48 225         | 21 255         | 37 158         | 58 413         | 11 370         | 19 999         | 31 369         |
| Some primary            | 12 532         | 15 816         | 28 348         | 13 999         | 15 362         | 29 361         | 17 864         | 19 335         | 37 199         |
| Completed primary       | 4 250          | 7 085          | 11 335         | 4 023          | 5 904          | 9 927          | 5 039          | 6 624          | 11 663         |
| Some secondary          | 18 521         | 30 524         | 49 046         | 19 630         | 29 400         | 49 030         | 31 648         | 45 662         | 77 310         |
| Grade 12/ Std 10        | 9 928          | 12 393         | 22 321         | 11 016         | 15 242         | 26 258         | 18 069         | 24 310         | 42 379         |
| Higher                  | 4 118          | 6 063          | 10 181         | 5 590          | 9 483          | 15 073         | 9 113          | 14 897         | 24 010         |
| <b>Total</b>            | <b>67 354</b>  | <b>102 101</b> | <b>169 455</b> | <b>75 514</b>  | <b>112 548</b> | <b>188 062</b> | <b>93 103</b>  | <b>130 826</b> | <b>223 929</b> |
| <b>DC44: Alfred Nzo</b> |                |                |                |                |                |                |                |                |                |
| No schooling            | 29 102         | 44 681         | 73 783         | 38 918         | 66 795         | 105 713        | 18 236         | 31 187         | 49 423         |
| Some primary            | 34 799         | 51 384         | 86 183         | 35 381         | 45 025         | 80 407         | 40 847         | 51 074         | 91 921         |
| Completed primary       | 9 025          | 18 667         | 27 692         | 8 632          | 15 014         | 23 645         | 9 888          | 16 401         | 26 289         |
| Some secondary          | 28 761         | 56 535         | 85 296         | 29 556         | 50 473         | 80 029         | 50 332         | 80 008         | 130 340        |
| Grade 12/ Std 10        | 6 335          | 9 873          | 16 208         | 9 195          | 14 171         | 23 366         | 19 049         | 26 924         | 45 973         |
| Higher                  | 2 441          | 4 723          | 7 165          | 3 837          | 8 040          | 11 877         | 6 644          | 13 203         | 19 846         |
| <b>Total</b>            | <b>110 464</b> | <b>185 862</b> | <b>296 325</b> | <b>125 518</b> | <b>199 518</b> | <b>325 036</b> | <b>144 996</b> | <b>218 796</b> | <b>363 792</b> |
| <b>EC441: Matatiele</b> |                |                |                |                |                |                |                |                |                |
| No schooling            | 6 467          | 7 106          | 13 573         | 8 314          | 11 776         | 20 090         | 4 083          | 5 241          | 9 324          |
| Some primary            | 11 204         | 15 600         | 26 804         | 10 874         | 13 624         | 24 498         | 11 371         | 13 791         | 25 162         |
| Completed primary       | 2 892          | 6 469          | 9 362          | 2 796          | 4 948          | 7 744          | 3 099          | 5 001          | 8 101          |
| Some secondary          | 8 653          | 17 390         | 26 043         | 9 073          | 15 330         | 24 403         | 14 743         | 23 179         | 37 922         |
| Grade 12/ Std 10        | 1 744          | 2 393          | 4 136          | 2 637          | 3 922          | 6 559          | 5 182          | 7 444          | 12 626         |
| Higher                  | 759            | 1 337          | 2 097          | 1 236          | 2 237          | 3 473          | 2 034          | 3 690          | 5 724          |
| <b>Total</b>            | <b>31 720</b>  | <b>50 295</b>  | <b>82 015</b>  | <b>34 930</b>  | <b>51 837</b>  | <b>86 766</b>  | <b>40 512</b>  | <b>58 346</b>  | <b>98 858</b>  |

| Municipality             | 1996           |                |                | 2001           |                |                | 2011           |                |                |
|--------------------------|----------------|----------------|----------------|----------------|----------------|----------------|----------------|----------------|----------------|
|                          | Male           | Female         | Total          | Male           | Female         | Total          | Male           | Female         | Total          |
| <b>EC442: Umzimvubu</b>  |                |                |                |                |                |                |                |                |                |
| No schooling             | 4 736          | 6 450          | 11 186         | 7 617          | 12 924         | 20 541         | 2 930          | 4 447          | 7 377          |
| Some primary             | 9 730          | 13 145         | 22 875         | 10 576         | 12 475         | 23 051         | 10 255         | 11 928         | 22 183         |
| Completed primary        | 2 836          | 5 737          | 8 573          | 2 718          | 4 779          | 7 497          | 2 888          | 4 658          | 7 546          |
| Some secondary           | 8 494          | 18 197         | 26 691         | 8 874          | 15 967         | 24 841         | 13 975         | 22 193         | 36 169         |
| Grade 12/ Std 10         | 1 718          | 3 115          | 4 832          | 2 661          | 4 400          | 7 061          | 5 192          | 7 433          | 12 625         |
| Higher                   | 755            | 1 501          | 2 256          | 1 238          | 2 748          | 3 986          | 1 982          | 3 987          | 5 969          |
| <b>Total</b>             | <b>28 269</b>  | <b>48 145</b>  | <b>76 414</b>  | <b>33 684</b>  | <b>53 293</b>  | <b>86 978</b>  | <b>37 222</b>  | <b>54 646</b>  | <b>91 868</b>  |
| <b>EC443: Mbizana</b>    |                |                |                |                |                |                |                |                |                |
| No schooling             | 11 269         | 20 389         | 31 658         | 14 071         | 27 057         | 41 128         | 7 709          | 15 050         | 22 759         |
| Some primary             | 8 513          | 14 418         | 22 930         | 8 811          | 12 173         | 20 984         | 11 941         | 16 283         | 28 225         |
| Completed primary        | 2 103          | 4 282          | 6 385          | 2 045          | 3 450          | 5 496          | 2 470          | 4 572          | 7 043          |
| Some secondary           | 7 933          | 14 611         | 22 544         | 7 374          | 12 700         | 20 074         | 14 508         | 23 553         | 38 061         |
| Grade 12/ Std 10         | 2 082          | 3 178          | 5 259          | 2 431          | 3 663          | 6 094          | 6 424          | 8 868          | 15 292         |
| Higher                   | 680            | 1 294          | 1 974          | 959            | 2 029          | 2 987          | 1 930          | 4 056          | 5 986          |
| <b>Total</b>             | <b>32 579</b>  | <b>58 171</b>  | <b>90 750</b>  | <b>35 691</b>  | <b>61 072</b>  | <b>96 763</b>  | <b>44 982</b>  | <b>72 383</b>  | <b>117 365</b> |
| <b>EC444: Ntbankulu</b>  |                |                |                |                |                |                |                |                |                |
| No schooling             | 6 630          | 10 736         | 17 366         | 8 916          | 15 038         | 23 954         | 3 514          | 6 448          | 9 962          |
| Some primary             | 5 352          | 8 221          | 13 573         | 5 120          | 6 754          | 11 873         | 7 280          | 9 071          | 16 351         |
| Completed primary        | 1 193          | 2 179          | 3 372          | 1 073          | 1 836          | 2 909          | 1 431          | 2 170          | 3 600          |
| Some secondary           | 3 681          | 6 336          | 10 017         | 4 234          | 6 477          | 10 711         | 7 106          | 11 083         | 18 189         |
| Grade 12/ Std 10         | 793            | 1 188          | 1 980          | 1 465          | 2 185          | 3 651          | 2 252          | 3 179          | 5 431          |
| Higher                   | 247            | 591            | 838            | 405            | 1 026          | 1 431          | 698            | 1 470          | 2 168          |
| <b>Total</b>             | <b>17 896</b>  | <b>29 250</b>  | <b>47 147</b>  | <b>21 212</b>  | <b>33 317</b>  | <b>54 529</b>  | <b>22 280</b>  | <b>33 421</b>  | <b>55 701</b>  |
| <b>BUF: Buffalo City</b> |                |                |                |                |                |                |                |                |                |
| No schooling             | 19 922         | 29 595         | 49 517         | 18 588         | 28 913         | 47 501         | 8 529          | 14 586         | 23 115         |
| Some primary             | 30 583         | 27 623         | 58 205         | 32 241         | 30 862         | 63 103         | 25 294         | 26 054         | 51 349         |
| Completed primary        | 16 925         | 19 771         | 36 696         | 15 532         | 18 138         | 33 670         | 11 522         | 12 773         | 24 294         |
| Some secondary           | 67 432         | 85 215         | 152 647        | 69 655         | 85 604         | 155 259        | 82 565         | 95 989         | 178 554        |
| Grade 12/ Std 10         | 29 552         | 35 278         | 64 830         | 41 742         | 49 748         | 91 490         | 59 035         | 68 952         | 127 986        |
| Higher                   | 12 541         | 15 286         | 27 827         | 17 299         | 23 733         | 41 032         | 27 650         | 37 689         | 65 339         |
| <b>Total</b>             | <b>176 955</b> | <b>212 767</b> | <b>389 722</b> | <b>195 057</b> | <b>237 000</b> | <b>432 057</b> | <b>214 595</b> | <b>256 042</b> | <b>470 637</b> |



**Table 2.2.2.1: Distribution of the population aged 5-24 years by school attendance, sex and municipality – 1996, 2001 and 2011**

| Municipality                       | 1996          |               |                | 2001          |               |                | 2011          |               |                |
|------------------------------------|---------------|---------------|----------------|---------------|---------------|----------------|---------------|---------------|----------------|
|                                    | Male          | Female        | Total          | Male          | Female        | Total          | Male          | Female        | Total          |
| <b>DC10: Cacadu</b>                |               |               |                |               |               |                |               |               |                |
| Attending                          | 48 018        | 48 559        | 96 577         | 50 262        | 50 163        | 100 425        | 48 423        | 48 246        | 96 669         |
| Not Attending                      | 22 333        | 23 476        | 45 808         | 25 329        | 26 076        | 51 405         | 25 193        | 24 444        | 49 638         |
| <b>Total</b>                       | <b>70 351</b> | <b>72 035</b> | <b>142 385</b> | <b>75 591</b> | <b>76 239</b> | <b>151 830</b> | <b>73 616</b> | <b>72 691</b> | <b>146 307</b> |
| <b>EC101: Camdeboo</b>             |               |               |                |               |               |                |               |               |                |
| Attending                          | 6 323         | 6 271         | 12 594         | 6 293         | 6 006         | 12 299         | 6 065         | 6 120         | 12 184         |
| Not Attending                      | 2 837         | 3 011         | 5 848          | 3 244         | 3 235         | 6 480          | 2 800         | 2 638         | 5 438          |
| <b>Total</b>                       | <b>9 160</b>  | <b>9 283</b>  | <b>18 442</b>  | <b>9 538</b>  | <b>9 241</b>  | <b>18 779</b>  | <b>8 865</b>  | <b>8 757</b>  | <b>17 622</b>  |
| <b>EC102: Blue Crane Route</b>     |               |               |                |               |               |                |               |               |                |
| Attending                          | 4 786         | 4 879         | 9 664          | 4 583         | 4 678         | 9 261          | 4 136         | 3 900         | 8 036          |
| Not Attending                      | 2 040         | 2 273         | 4 313          | 2 364         | 2 481         | 4 846          | 1 974         | 2 023         | 3 997          |
| <b>Total</b>                       | <b>6 826</b>  | <b>7 152</b>  | <b>13 977</b>  | <b>6 947</b>  | <b>7 159</b>  | <b>14 107</b>  | <b>6 110</b>  | <b>5 924</b>  | <b>12 034</b>  |
| <b>EC103: Ikwezi</b>               |               |               |                |               |               |                |               |               |                |
| Attending                          | 1 449         | 1 460         | 2 908          | 1 304         | 1 340         | 2 644          | 1 207         | 1 278         | 2 484          |
| Not Attending                      | 636           | 757           | 1 393          | 755           | 730           | 1 485          | 579           | 599           | 1 178          |
| <b>Total</b>                       | <b>2 085</b>  | <b>2 217</b>  | <b>4 301</b>   | <b>2 058</b>  | <b>2 071</b>  | <b>4 129</b>   | <b>1 786</b>  | <b>1 876</b>  | <b>3 662</b>   |
| <b>EC104: Makana</b>               |               |               |                |               |               |                |               |               |                |
| Attending                          | 10 827        | 11 275        | 22 102         | 11 938        | 12 164        | 24 102         | 9 170         | 9 347         | 18 517         |
| Not Attending                      | 3 524         | 3 678         | 7 202          | 3 505         | 3 601         | 7 106          | 3 445         | 3 412         | 6 856          |
| <b>Total</b>                       | <b>14 351</b> | <b>14 953</b> | <b>29 304</b>  | <b>15 443</b> | <b>15 765</b> | <b>31 208</b>  | <b>12 614</b> | <b>12 759</b> | <b>25 373</b>  |
| <b>EC105: Ndlambe</b>              |               |               |                |               |               |                |               |               |                |
| Attending                          | 6 282         | 6 407         | 12 689         | 7 007         | 7 223         | 14 230         | 6 391         | 6 340         | 12 731         |
| Not Attending                      | 2 581         | 2 567         | 5 148          | 3 185         | 3 071         | 6 257          | 3 045         | 2 916         | 5 962          |
| <b>Total</b>                       | <b>8 863</b>  | <b>8 974</b>  | <b>17 837</b>  | <b>10 192</b> | <b>10 295</b> | <b>20 487</b>  | <b>9 436</b>  | <b>9 256</b>  | <b>18 692</b>  |
| <b>EC106: Sundays River Valley</b> |               |               |                |               |               |                |               |               |                |
| Attending                          | 5 525         | 5 517         | 11 042         | 5 516         | 5 184         | 10 700         | 5 552         | 5 344         | 10 896         |
| Not Attending                      | 3 112         | 3 183         | 6 295          | 3 107         | 3 345         | 6 452          | 3 690         | 3 350         | 7 040          |
| <b>Total</b>                       | <b>8 637</b>  | <b>8 700</b>  | <b>17 337</b>  | <b>8 623</b>  | <b>8 529</b>  | <b>17 152</b>  | <b>9 241</b>  | <b>8 694</b>  | <b>17 936</b>  |
| <b>EC107: Baviaans</b>             |               |               |                |               |               |                |               |               |                |
| Attending                          | 2 294         | 2 244         | 4 538          | 2 057         | 2 033         | 4 089          | 2 023         | 1 965         | 3 989          |
| Not Attending                      | 1 068         | 1 141         | 2 209          | 1 348         | 1 374         | 2 722          | 1 114         | 1 063         | 2 177          |
| <b>Total</b>                       | <b>3 363</b>  | <b>3 385</b>  | <b>6 747</b>   | <b>3 405</b>  | <b>3 407</b>  | <b>6 812</b>   | <b>3 137</b>  | <b>3 029</b>  | <b>6 166</b>   |
| <b>EC108: Kouga</b>                |               |               |                |               |               |                |               |               |                |
| Attending                          | 7 278         | 7 428         | 14 706         | 8 147         | 8 152         | 16 300         | 9 789         | 9 785         | 19 575         |
| Not Attending                      | 4 388         | 4 499         | 8 887          | 4 892         | 5 151         | 10 043         | 5 635         | 5 783         | 11 417         |
| <b>Total</b>                       | <b>11 666</b> | <b>11 927</b> | <b>23 593</b>  | <b>13 039</b> | <b>13 304</b> | <b>26 343</b>  | <b>15 424</b> | <b>15 568</b> | <b>30 992</b>  |



| Municipality             | 1996           |                |                | 2001           |                |                | 2011           |                |                |
|--------------------------|----------------|----------------|----------------|----------------|----------------|----------------|----------------|----------------|----------------|
|                          | Male           | Female         | Total          | Male           | Female         | Total          | Male           | Female         | Total          |
| <b>EC109: Kou-Kamma</b>  |                |                |                |                |                |                |                |                |                |
| Attending                | 3 254          | 3 080          | 6 334          | 3 417          | 3 383          | 6 800          | 4 091          | 4 167          | 8 257          |
| Not Attending            | 2 146          | 2 366          | 4 511          | 2 929          | 3 086          | 6 014          | 2 912          | 2 661          | 5 574          |
| <b>Total</b>             | <b>5 400</b>   | <b>5 446</b>   | <b>10 846</b>  | <b>6 346</b>   | <b>6 469</b>   | <b>12 814</b>  | <b>7 003</b>   | <b>6 828</b>   | <b>13 831</b>  |
| <b>DC12: Amathole</b>    |                |                |                |                |                |                |                |                |                |
| Attending                | 179 965        | 185 730        | 365 694        | 193 268        | 194 398        | 387 666        | 148 784        | 138 238        | 287 022        |
| Not Attending            | 56 251         | 56 096         | 112 347        | 45 937         | 45 351         | 91 288         | 36 645         | 35 374         | 72 020         |
| <b>Total</b>             | <b>236 216</b> | <b>241 826</b> | <b>478 042</b> | <b>239 205</b> | <b>239 749</b> | <b>478 954</b> | <b>185 429</b> | <b>173 612</b> | <b>359 042</b> |
| <b>EC121: Mbashe</b>     |                |                |                |                |                |                |                |                |                |
| Attending                | 45 690         | 48 896         | 94 587         | 53 447         | 56 581         | 110 028        | 49 158         | 46 742         | 95 900         |
| Not Attending            | 17 558         | 18 110         | 35 668         | 14 512         | 14 383         | 28 895         | 10 837         | 10 849         | 21 686         |
| <b>Total</b>             | <b>63 248</b>  | <b>67 007</b>  | <b>130 255</b> | <b>67 959</b>  | <b>70 964</b>  | <b>138 923</b> | <b>59 995</b>  | <b>57 590</b>  | <b>117 586</b> |
| <b>EC122: Mquma</b>      |                |                |                |                |                |                |                |                |                |
| Attending                | 54 519         | 57 152         | 111 671        | 60 477         | 61 669         | 122 145        | 45 005         | 41 966         | 86 971         |
| Not Attending            | 15 846         | 16 467         | 32 313         | 11 960         | 12 467         | 24 428         | 9 471          | 9 353          | 18 824         |
| <b>Total</b>             | <b>70 365</b>  | <b>73 619</b>  | <b>143 984</b> | <b>72 437</b>  | <b>74 136</b>  | <b>146 573</b> | <b>54 476</b>  | <b>51 319</b>  | <b>105 795</b> |
| <b>EC123: Great Kei</b>  |                |                |                |                |                |                |                |                |                |
| Attending                | 7 203          | 7 470          | 14 673         | 8 486          | 8 253          | 16 739         | 5 184          | 4 639          | 9 823          |
| Not Attending            | 2 331          | 2 208          | 4 539          | 2 287          | 2 048          | 4 335          | 1 880          | 1 580          | 3 460          |
| <b>Total</b>             | <b>9 533</b>   | <b>9 679</b>   | <b>19 212</b>  | <b>10 773</b>  | <b>10 301</b>  | <b>21 074</b>  | <b>7 063</b>   | <b>6 219</b>   | <b>13 283</b>  |
| <b>EC124: Amathlathi</b> |                |                |                |                |                |                |                |                |                |
| Attending                | 24 931         | 24 919         | 49 849         | 25 926         | 24 901         | 50 828         | 18 317         | 16 913         | 35 230         |
| Not Attending            | 7 879          | 7 393          | 15 271         | 7 033          | 6 722          | 13 755         | 5 462          | 5 103          | 10 565         |
| <b>Total</b>             | <b>32 810</b>  | <b>32 311</b>  | <b>65 121</b>  | <b>32 959</b>  | <b>31 624</b>  | <b>64 582</b>  | <b>23 779</b>  | <b>22 016</b>  | <b>45 795</b>  |
| <b>EC126: Ngqushwa</b>   |                |                |                |                |                |                |                |                |                |
| Attending                | 19 210         | 18 381         | 37 591         | 17 356         | 16 122         | 33 478         | 10 462         | 9 345          | 19 807         |
| Not Attending            | 4 376          | 3 996          | 8 373          | 3 183          | 2 813          | 5 996          | 2 770          | 2 547          | 5 317          |
| <b>Total</b>             | <b>23 587</b>  | <b>22 377</b>  | <b>45 964</b>  | <b>20 539</b>  | <b>18 935</b>  | <b>39 474</b>  | <b>13 232</b>  | <b>11 892</b>  | <b>25 124</b>  |
| <b>EC127: Nkonkobe</b>   |                |                |                |                |                |                |                |                |                |
| Attending                | 24 608         | 24 916         | 49 524         | 23 687         | 23 088         | 46 775         | 17 609         | 15 760         | 33 369         |
| Not Attending            | 6 975          | 6 608          | 13 583         | 5 650          | 5 574          | 11 223         | 5 032          | 4 849          | 9 881          |
| <b>Total</b>             | <b>31 583</b>  | <b>31 523</b>  | <b>63 106</b>  | <b>29 337</b>  | <b>28 662</b>  | <b>57 998</b>  | <b>22 641</b>  | <b>20 609</b>  | <b>43 250</b>  |
| <b>EC128: Nxuba</b>      |                |                |                |                |                |                |                |                |                |
| Attending                | 3 804          | 3 996          | 7 799          | 3 887          | 3 785          | 7 672          | 3 049          | 2 873          | 5 922          |
| Not Attending            | 1 287          | 1 314          | 2 601          | 1 314          | 1 343          | 2 656          | 1 194          | 1 094          | 2 288          |
| <b>Total</b>             | <b>5 090</b>   | <b>5 309</b>   | <b>10 400</b>  | <b>5 201</b>   | <b>5 127</b>   | <b>10 328</b>  | <b>4 243</b>   | <b>3 967</b>   | <b>8 210</b>   |

| Municipality                  | 1996           |                |                | 2001           |                |                | 2011           |                |                |
|-------------------------------|----------------|----------------|----------------|----------------|----------------|----------------|----------------|----------------|----------------|
|                               | Male           | Female         | Total          | Male           | Female         | Total          | Male           | Female         | Total          |
| <b>DC13: Chris Hani</b>       |                |                |                |                |                |                |                |                |                |
| Attending                     | 147 874        | 155 640        | 303 514        | 159 116        | 159 879        | 318 994        | 132 457        | 123 605        | 256 062        |
| Not Attending                 | 50 024         | 49 565         | 99 590         | 41 006         | 38 914         | 79 920         | 33 871         | 32 858         | 66 730         |
| <b>Total</b>                  | <b>197 898</b> | <b>205 205</b> | <b>403 103</b> | <b>200 122</b> | <b>198 793</b> | <b>398 915</b> | <b>166 328</b> | <b>156 463</b> | <b>322 791</b> |
| <b>EC131: Inxuba Yethemba</b> |                |                |                |                |                |                |                |                |                |
| Attending                     | 7 663          | 7 891          | 15 554         | 8 570          | 8 385          | 16 954         | 7 847          | 8 059          | 15 906         |
| Not Attending                 | 3 600          | 3 745          | 7 345          | 3 943          | 3 964          | 7 907          | 3 455          | 3 362          | 6 818          |
| <b>Total</b>                  | <b>11 263</b>  | <b>11 636</b>  | <b>22 899</b>  | <b>12 512</b>  | <b>12 349</b>  | <b>24 861</b>  | <b>11 302</b>  | <b>11 422</b>  | <b>22 724</b>  |
| <b>EC132: Tsolwana</b>        |                |                |                |                |                |                |                |                |                |
| Attending                     | 6 504          | 6 857          | 13 361         | 6 177          | 6 401          | 12 579         | 5 289          | 5 037          | 10 326         |
| Not Attending                 | 2 218          | 2 095          | 4 312          | 1 775          | 1 610          | 3 385          | 1 455          | 1 393          | 2 848          |
| <b>Total</b>                  | <b>8 722</b>   | <b>8 951</b>   | <b>17 673</b>  | <b>7 952</b>   | <b>8 011</b>   | <b>15 963</b>  | <b>6 743</b>   | <b>6 430</b>   | <b>13 173</b>  |
| <b>EC133: Inkwanca</b>        |                |                |                |                |                |                |                |                |                |
| Attending                     | 3 176          | 3 309          | 6 485          | 3 308          | 3 460          | 6 768          | 3 106          | 2 864          | 5 970          |
| Not Attending                 | 1 322          | 1 222          | 2 544          | 1 156          | 1 143          | 2 299          | 1 042          | 998            | 2 040          |
| <b>Total</b>                  | <b>4 498</b>   | <b>4 531</b>   | <b>9 029</b>   | <b>4 464</b>   | <b>4 603</b>   | <b>9 067</b>   | <b>4 148</b>   | <b>3 862</b>   | <b>8 010</b>   |
| <b>EC134: Lukanji</b>         |                |                |                |                |                |                |                |                |                |
| Attending                     | 31 531         | 33 320         | 64 851         | 33 749         | 33 700         | 67 449         | 28 886         | 27 657         | 56 543         |
| Not Attending                 | 8 382          | 8 437          | 16 820         | 8 159          | 8 273          | 16 432         | 8 212          | 8 343          | 16 555         |
| <b>Total</b>                  | <b>39 913</b>  | <b>41 757</b>  | <b>81 670</b>  | <b>41 908</b>  | <b>41 973</b>  | <b>83 881</b>  | <b>37 098</b>  | <b>36 000</b>  | <b>73 098</b>  |
| <b>EC135: Intsika Yethu</b>   |                |                |                |                |                |                |                |                |                |
| Attending                     | 32 072         | 33 006         | 65 078         | 33 139         | 33 436         | 66 575         | 26 230         | 23 641         | 49 871         |
| Not Attending                 | 9 530          | 9 599          | 19 129         | 7 348          | 6 681          | 14 029         | 5 927          | 5 206          | 11 133         |
| <b>Total</b>                  | <b>41 603</b>  | <b>42 605</b>  | <b>84 207</b>  | <b>40 486</b>  | <b>40 118</b>  | <b>80 604</b>  | <b>32 157</b>  | <b>28 847</b>  | <b>61 004</b>  |
| <b>EC136: Emalahleni</b>      |                |                |                |                |                |                |                |                |                |
| Attending                     | 25 853         | 27 412         | 53 266         | 27 574         | 26 902         | 54 476         | 21 239         | 19 043         | 40 282         |
| Not Attending                 | 7 692          | 7 179          | 14 872         | 5 230          | 4 486          | 9 716          | 4 764          | 4 356          | 9 120          |
| <b>Total</b>                  | <b>33 546</b>  | <b>34 592</b>  | <b>68 137</b>  | <b>32 805</b>  | <b>31 388</b>  | <b>64 193</b>  | <b>26 003</b>  | <b>23 399</b>  | <b>49 402</b>  |
| <b>EC137: Engcobo</b>         |                |                |                |                |                |                |                |                |                |
| Attending                     | 28 223         | 30 662         | 58 885         | 32 641         | 33 944         | 66 585         | 29 053         | 27 261         | 56 315         |
| Not Attending                 | 13 463         | 13 428         | 26 890         | 10 093         | 9 555          | 19 647         | 6 224          | 6 604          | 12 828         |
| <b>Total</b>                  | <b>41 686</b>  | <b>44 090</b>  | <b>85 776</b>  | <b>42 734</b>  | <b>43 499</b>  | <b>86 232</b>  | <b>35 277</b>  | <b>33 866</b>  | <b>69 143</b>  |
| <b>EC138: Sakhisizwe</b>      |                |                |                |                |                |                |                |                |                |
| Attending                     | 12 852         | 13 182         | 26 034         | 13 958         | 13 650         | 27 608         | 10 806         | 10 042         | 20 848         |
| Not Attending                 | 3 817          | 3 861          | 7 677          | 3 303          | 3 203          | 6 506          | 2 793          | 2 595          | 5 388          |
| <b>Total</b>                  | <b>16 669</b>  | <b>17 043</b>  | <b>33 711</b>  | <b>17 261</b>  | <b>16 853</b>  | <b>34 114</b>  | <b>13 599</b>  | <b>12 637</b>  | <b>26 236</b>  |

| Municipality                | 1996           |                |                | 2001           |                |                | 2011           |                |                |
|-----------------------------|----------------|----------------|----------------|----------------|----------------|----------------|----------------|----------------|----------------|
|                             | Male           | Female         | Total          | Male           | Female         | Total          | Male           | Female         | Total          |
| <b>DC14: Joe Gqabi</b>      |                |                |                |                |                |                |                |                |                |
| Attending                   | 61 281         | 64 705         | 125 985        | 65 869         | 66 066         | 131 935        | 59 342         | 55 534         | 114 877        |
| Not Attending               | 20 106         | 20 163         | 40 269         | 20 211         | 19 653         | 39 864         | 15 462         | 15 866         | 31 328         |
| <b>Total</b>                | <b>81 387</b>  | <b>84 868</b>  | <b>166 255</b> | <b>86 080</b>  | <b>85 719</b>  | <b>171 799</b> | <b>74 804</b>  | <b>71 400</b>  | <b>146 205</b> |
| <b>EC141: Elundini</b>      |                |                |                |                |                |                |                |                |                |
| Attending                   | 25 938         | 27 244         | 53 182         | 28 235         | 27 855         | 56 090         | 25 461         | 22 999         | 48 461         |
| Not Attending               | 8 360          | 8 541          | 16 901         | 7 736          | 7 657          | 15 393         | 5 977          | 5 610          | 11 587         |
| <b>Total</b>                | <b>34 298</b>  | <b>35 785</b>  | <b>70 083</b>  | <b>35 972</b>  | <b>35 512</b>  | <b>71 484</b>  | <b>31 439</b>  | <b>28 610</b>  | <b>60 048</b>  |
| <b>EC142: Senqu</b>         |                |                |                |                |                |                |                |                |                |
| Attending                   | 25 766         | 26 890         | 52 656         | 27 123         | 27 336         | 54 460         | 23 262         | 21 904         | 45 166         |
| Not Attending               | 8 110          | 7 845          | 15 954         | 7 878          | 7 546          | 15 425         | 5 509          | 6 226          | 11 735         |
| <b>Total</b>                | <b>33 875</b>  | <b>34 735</b>  | <b>68 610</b>  | <b>35 001</b>  | <b>34 883</b>  | <b>69 884</b>  | <b>28 771</b>  | <b>28 130</b>  | <b>56 900</b>  |
| <b>EC143: Maletswai</b>     |                |                |                |                |                |                |                |                |                |
| Attending                   | 5 152          | 5 857          | 11 009         | 5 879          | 6 144          | 12 022         | 6 218          | 6 280          | 12 498         |
| Not Attending               | 1 700          | 1 801          | 3 501          | 2 343          | 2 337          | 4 679          | 2 071          | 2 224          | 4 295          |
| <b>Total</b>                | <b>6 853</b>   | <b>7 658</b>   | <b>14 510</b>  | <b>8 221</b>   | <b>8 480</b>   | <b>16 701</b>  | <b>8 289</b>   | <b>8 504</b>   | <b>16 793</b>  |
| <b>EC144: Gariep</b>        |                |                |                |                |                |                |                |                |                |
| Attending                   | 4 425          | 4 714          | 9 139          | 4 632          | 4 731          | 9 363          | 4 401          | 4 351          | 8 752          |
| Not Attending               | 1 936          | 1 976          | 3 912          | 2 254          | 2 113          | 4 367          | 1 905          | 1 806          | 3 711          |
| <b>Total</b>                | <b>6 361</b>   | <b>6 690</b>   | <b>13 051</b>  | <b>6 886</b>   | <b>6 844</b>   | <b>13 729</b>  | <b>6 306</b>   | <b>6 157</b>   | <b>12 463</b>  |
| <b>DC15: O.R. Tambo</b>     |                |                |                |                |                |                |                |                |                |
| Attending                   | 204 844        | 221 462        | 426 306        | 256 788        | 266 694        | 523 481        | 264 250        | 255 683        | 519 933        |
| Not Attending               | 96 576         | 101 838        | 198 413        | 80 589         | 84 258         | 164 847        | 58 949         | 63 178         | 122 127        |
| <b>Total</b>                | <b>301 420</b> | <b>323 299</b> | <b>624 719</b> | <b>337 377</b> | <b>350 952</b> | <b>688 329</b> | <b>323 199</b> | <b>318 861</b> | <b>642 061</b> |
| <b>EC153: Ngquza Hill</b>   |                |                |                |                |                |                |                |                |                |
| Attending                   | 36 996         | 41 295         | 78 292         | 45 699         | 48 874         | 94 573         | 54 632         | 52 816         | 107 449        |
| Not Attending               | 21 761         | 23 072         | 44 833         | 19 789         | 20 156         | 39 945         | 13 352         | 14 151         | 27 502         |
| <b>Total</b>                | <b>58 758</b>  | <b>64 367</b>  | <b>123 125</b> | <b>65 488</b>  | <b>69 030</b>  | <b>134 518</b> | <b>67 984</b>  | <b>66 967</b>  | <b>134 951</b> |
| <b>EC154: Port St Johns</b> |                |                |                |                |                |                |                |                |                |
| Attending                   | 22 054         | 23 772         | 45 826         | 28 492         | 30 120         | 58 612         | 32 541         | 31 247         | 63 788         |
| Not Attending               | 13 181         | 14 500         | 27 681         | 10 016         | 10 600         | 20 616         | 6 463          | 7 231          | 13 694         |
| <b>Total</b>                | <b>35 235</b>  | <b>38 273</b>  | <b>73 507</b>  | <b>38 508</b>  | <b>40 720</b>  | <b>79 228</b>  | <b>39 004</b>  | <b>38 477</b>  | <b>77 482</b>  |
| <b>EC155: Nyandeni</b>      |                |                |                |                |                |                |                |                |                |
| Attending                   | 45 654         | 47 722         | 93 376         | 57 032         | 57 982         | 115 014        | 59 629         | 57 812         | 117 442        |
| Not Attending               | 19 817         | 20 328         | 40 145         | 16 799         | 17 251         | 34 050         | 12 200         | 12 661         | 24 862         |
| <b>Total</b>                | <b>65 471</b>  | <b>68 050</b>  | <b>133 521</b> | <b>73 831</b>  | <b>75 233</b>  | <b>149 064</b> | <b>71 829</b>  | <b>70 474</b>  | <b>142 303</b> |

| Municipality                         | 1996           |                |                | 2001           |                |                | 2011           |                |                |
|--------------------------------------|----------------|----------------|----------------|----------------|----------------|----------------|----------------|----------------|----------------|
|                                      | Male           | Female         | Total          | Male           | Female         | Total          | Male           | Female         | Total          |
| <b>EC156: Mhlonlolo</b>              |                |                |                |                |                |                |                |                |                |
| Attending                            | 37 654         | 39 283         | 76 937         | 44 933         | 44 243         | 89 177         | 36 741         | 33 924         | 70 665         |
| Not Attending                        | 12 160         | 12 393         | 24 554         | 9 323          | 9 676          | 19 000         | 7 914          | 8 001          | 15 915         |
| <b>Total</b>                         | <b>49 814</b>  | <b>51 677</b>  | <b>101 491</b> | <b>54 257</b>  | <b>53 919</b>  | <b>108 176</b> | <b>44 655</b>  | <b>41 925</b>  | <b>86 580</b>  |
| <b>EC157: King Sabata Dalindyebo</b> |                |                |                |                |                |                |                |                |                |
| Attending                            | 62 486         | 69 389         | 131 875        | 80 631         | 85 475         | 166 106        | 80 707         | 79 884         | 160 591        |
| Not Attending                        | 29 656         | 31 544         | 61 200         | 24 662         | 26 575         | 51 237         | 19 019         | 21 135         | 40 154         |
| <b>Total</b>                         | <b>92 142</b>  | <b>100 933</b> | <b>193 075</b> | <b>105 293</b> | <b>112 050</b> | <b>217 343</b> | <b>99 726</b>  | <b>101 019</b> | <b>200 745</b> |
| <b>DC44: Alfred Nzo</b>              |                |                |                |                |                |                |                |                |                |
| Attending                            | 132 357        | 139 344        | 271 700        | 154 477        | 157 210        | 311 687        | 157 390        | 150 725        | 308 115        |
| Not Attending                        | 52 554         | 56 439         | 108 992        | 46 621         | 51 136         | 97 757         | 33 800         | 37 861         | 71 662         |
| <b>Total</b>                         | <b>184 910</b> | <b>195 783</b> | <b>380 693</b> | <b>201 097</b> | <b>208 346</b> | <b>409 444</b> | <b>191 190</b> | <b>188 587</b> | <b>379 777</b> |
| <b>EC441: Matatiele</b>              |                |                |                |                |                |                |                |                |                |
| Attending                            | 36 907         | 37 936         | 74 843         | 37 952         | 37 717         | 75 670         | 38 611         | 35 699         | 74 310         |
| Not Attending                        | 12 185         | 13 146         | 25 332         | 11 455         | 12 054         | 23 510         | 8 600          | 9 495          | 18 095         |
| <b>Total</b>                         | <b>49 092</b>  | <b>51 083</b>  | <b>100 175</b> | <b>49 408</b>  | <b>49 772</b>  | <b>99 179</b>  | <b>47 211</b>  | <b>45 194</b>  | <b>92 405</b>  |
| <b>EC442: Umzimvubu</b>              |                |                |                |                |                |                |                |                |                |
| Attending                            | 36 381         | 37 066         | 73 447         | 42 614         | 42 252         | 84 866         | 35 541         | 34 296         | 69 836         |
| Not Attending                        | 12 167         | 13 411         | 25 578         | 10 046         | 11 802         | 21 849         | 7 944          | 8 666          | 16 610         |
| <b>Total</b>                         | <b>48 548</b>  | <b>50 477</b>  | <b>99 025</b>  | <b>52 661</b>  | <b>54 054</b>  | <b>106 715</b> | <b>43 485</b>  | <b>42 962</b>  | <b>86 447</b>  |
| <b>EC443: Mbizana</b>                |                |                |                |                |                |                |                |                |                |
| Attending                            | 38 508         | 42 542         | 81 049         | 48 371         | 50 719         | 99 090         | 58 730         | 56 428         | 115 157        |
| Not Attending                        | 19 076         | 20 568         | 39 644         | 16 370         | 18 089         | 34 459         | 11 765         | 13 938         | 25 702         |
| <b>Total</b>                         | <b>57 584</b>  | <b>63 110</b>  | <b>120 693</b> | <b>64 742</b>  | <b>68 808</b>  | <b>133 549</b> | <b>70 494</b>  | <b>70 365</b>  | <b>140 860</b> |
| <b>EC444: Ntabankulu</b>             |                |                |                |                |                |                |                |                |                |
| Attending                            | 20 561         | 21 800         | 42 361         | 25 539         | 26 522         | 52 062         | 24 508         | 24 303         | 48 811         |
| Not Attending                        | 9 126          | 9 313          | 18 439         | 8 748          | 9 190          | 17 938         | 5 491          | 5 762          | 11 254         |
| <b>Total</b>                         | <b>29 687</b>  | <b>31 113</b>  | <b>60 800</b>  | <b>34 287</b>  | <b>35 713</b>  | <b>70 000</b>  | <b>30 000</b>  | <b>30 065</b>  | <b>60 065</b>  |
| <b>BUF: Buffalo City</b>             |                |                |                |                |                |                |                |                |                |
| Attending                            | 99 768         | 105 271        | 205 038        | 107 917        | 111 025        | 218 941        | 94 123         | 93 549         | 187 672        |
| Not Attending                        | 34 592         | 36 164         | 70 756         | 34 643         | 37 018         | 71 661         | 31 038         | 32 277         | 63 315         |
| <b>Total</b>                         | <b>134 360</b> | <b>141 435</b> | <b>275 795</b> | <b>142 559</b> | <b>148 042</b> | <b>290 602</b> | <b>125 161</b> | <b>125 826</b> | <b>250 987</b> |
| <b>NMA: Nelson Mandela Bay</b>       |                |                |                |                |                |                |                |                |                |
| Attending                            | 128 115        | 134 027        | 262 142        | 136 721        | 139 396        | 276 117        | 135 416        | 134 545        | 269 961        |
| Not Attending                        | 51 025         | 52 985         | 104 010        | 56 344         | 56 890         | 113 234        | 55 935         | 56 047         | 111 983        |
| <b>Total</b>                         | <b>179 140</b> | <b>187 013</b> | <b>366 153</b> | <b>193 065</b> | <b>196 286</b> | <b>389 351</b> | <b>191 351</b> | <b>190 593</b> | <b>381 944</b> |

| Municipality        | 1996             |                  |                  | 2001             |                  |                  | 2011             |                  |                  |
|---------------------|------------------|------------------|------------------|------------------|------------------|------------------|------------------|------------------|------------------|
|                     | Male             | Female           | Total            | Male             | Female           | Total            | Male             | Female           | Total            |
| <b>Eastern Cape</b> |                  |                  |                  |                  |                  |                  |                  |                  |                  |
| Attending           | 1 002 221        | 1 054 737        | 2 056 957        | 1 124 417        | 1 144 829        | 2 269 246        | 1 040 185        | 1 000 126        | 2 040 311        |
| Not Attending       | 383 461          | 396 726          | 780 187          | 350 680          | 359 296          | 709 976          | 290 895          | 297 907          | 588 802          |
| <b>Total</b>        | <b>1 385 681</b> | <b>1 451 463</b> | <b>2 837 144</b> | <b>1 475 096</b> | <b>1 504 126</b> | <b>2 979 222</b> | <b>1 331 079</b> | <b>1 298 033</b> | <b>2 629 113</b> |

**Table 3.1.1.1: Distribution of the population aged between 15 and 64 years by employment status and municipality – 1996, 2001 and 2011**

| Municipality                | Unemployed     |                |               | Employed      |               |                | Unemployment Rate |             |             |
|-----------------------------|----------------|----------------|---------------|---------------|---------------|----------------|-------------------|-------------|-------------|
|                             | 1996           | 2001           | 2011          | 1996          | 2001          | 2011           | 1996              | 2001        | 2011        |
|                             |                |                |               |               |               |                |                   |             |             |
| <b>DC10: Cacadu</b>         | <b>35 452</b>  | <b>51 996</b>  | <b>39 766</b> | <b>89 953</b> | <b>94 650</b> | <b>120 176</b> | <b>28,3</b>       | <b>35,5</b> | <b>24,9</b> |
| EC101: Camdeboo             | 4 723          | 5 484          | 5 254         | 10 542        | 10 524        | 12 210         | 30,9              | 34,3        | 30,1        |
| EC102: Blue Crane Route     | 3 957          | 5 356          | 3 199         | 7 756         | 7 997         | 7 322          | 33,8              | 40,1        | 30,4        |
| EC103: Ikwezi               | 833            | 1 253          | 580           | 2 083         | 1 791         | 2 642          | 28,6              | 41,2        | 18,0        |
| EC104: Makana               | 8 835          | 14 560         | 9 167         | 16 950        | 15 157        | 19 062         | 34,3              | 49,0        | 32,5        |
| EC105: Ndlambe              | 5 116          | 8 488          | 6 537         | 9 428         | 12 173        | 15 034         | 35,2              | 41,1        | 30,3        |
| EC106: Sundays River Valley | 4 700          | 5 680          | 2 791         | 9 999         | 10 941        | 15 751         | 32,0              | 34,2        | 15,1        |
| EC107: Baviaans             | 1 159          | 1 141          | 1 693         | 3 379         | 3 431         | 4 067          | 25,5              | 25,0        | 29,4        |
| EC108: Kouga                | 5 054          | 7 292          | 7 944         | 19 228        | 20 405        | 29 310         | 20,8              | 26,3        | 21,3        |
| EC109: Kou-Kamma            | 1 076          | 2 744          | 2 602         | 10 587        | 12 230        | 14 778         | 9,2               | 18,3        | 15,0        |
| <b>DC12: Amathole</b>       | <b>113 341</b> | <b>123 923</b> | <b>67 325</b> | <b>70 362</b> | <b>67 324</b> | <b>88 696</b>  | <b>61,7</b>       | <b>64,8</b> | <b>43,2</b> |
| EC121: Mbashe               | 23 702         | 22 743         | 12 818        | 10 187        | 9 794         | 17 078         | 69,9              | 69,9        | 42,9        |
| EC122: Mquma                | 30 943         | 32 199         | 18 923        | 18 694        | 19 251        | 23 784         | 62,3              | 62,6        | 44,3        |
| EC123: Great Kei            | 3 553          | 5 796          | 2 541         | 5 386         | 5 735         | 5 970          | 39,7              | 50,3        | 29,9        |
| EC124: Amathlathi           | 17 631         | 21 795         | 9 708         | 13 674        | 13 776        | 17 143         | 56,3              | 61,3        | 36,2        |
| EC126: Ngqushwa             | 13 090         | 13 760         | 6 713         | 5 484         | 3 873         | 5 929          | 70,5              | 78,0        | 53,1        |
| EC127: Nkonkobe             | 21 130         | 23 214         | 13 155        | 13 318        | 11 085        | 14 033         | 61,3              | 67,7        | 48,4        |
| EC128: Nxuba                | 3 292          | 4 417          | 3 468         | 3 619         | 3 811         | 4 759          | 47,6              | 53,7        | 42,2        |
| <b>DC13: Chris Hani</b>     | <b>84 970</b>  | <b>97 220</b>  | <b>61 904</b> | <b>72 229</b> | <b>67 970</b> | <b>96 130</b>  | <b>54,1</b>       | <b>58,9</b> | <b>39,2</b> |
| EC131: Inxuba Yethemba      | 6 794          | 9 864          | 5 783         | 13 217        | 12 917        | 16 557         | 34,0              | 43,3        | 25,9        |
| EC132: Tsolwana             | 3 849          | 4 047          | 2 679         | 3 665         | 3 396         | 4 358          | 51,2              | 54,4        | 38,1        |
| EC133: Inkwanca             | 2 436          | 3 376          | 2 608         | 2 727         | 3 014         | 4 026          | 47,2              | 52,8        | 39,3        |
| EC134: Lukanji              | 22 902         | 30 140         | 18 785        | 24 896        | 23 727        | 32 107         | 47,9              | 56,0        | 36,9        |
| EC135: Intsika Yethu        | 13 705         | 13 543         | 9 250         | 7 950         | 6 471         | 10 517         | 63,3              | 67,7        | 46,8        |
| EC136: Emalahleni           | 11 374         | 11 906         | 7 936         | 7 080         | 5 520         | 9 085          | 61,6              | 68,3        | 46,6        |
| EC137: Engcobo              | 17 704         | 16 140         | 9 350         | 7 091         | 6 930         | 10 905         | 71,4              | 70,0        | 46,2        |
| EC138: Sakhiszwe            | 06 206         | 8 203          | 5 513         | 5 604         | 5 995         | 8 575          | 52,5              | 57,8        | 39,1        |
| <b>DC14: Joe Gqabi</b>      | <b>32 002</b>  | <b>39 343</b>  | <b>27 278</b> | <b>30 017</b> | <b>34 489</b> | <b>49 942</b>  | <b>51,6</b>       | <b>53,3</b> | <b>35,3</b> |
| EC141: Elundini             | 13 127         | 16 182         | 10 721        | 8 565         | 9 191         | 13 574         | 60,5              | 63,8        | 44,1        |
| EC142: Senqu                | 13 515         | 13 888         | 9 948         | 9 371         | 11 541        | 18 008         | 59,1              | 54,6        | 35,6        |
| EC143: Maletswai            | 02 566         | 4 881          | 3 765         | 6 761         | 8 133         | 10 177         | 27,5              | 37,5        | 27,0        |
| EC144: Gariep               | 2 794          | 4 393          | 2 845         | 5 319         | 5 624         | 8 183          | 34,4              | 43,9        | 25,8        |

| Municipality                   | Unemployed     |                | Employed       |                | Unemployment Rate |             |
|--------------------------------|----------------|----------------|----------------|----------------|-------------------|-------------|
|                                | 1996           | 2001           | 1996           | 2001           | 1996              | 2001        |
| <b>DC15: O.R. Tambo</b>        | <b>138 785</b> | <b>139 343</b> | <b>82 223</b>  | <b>79 752</b>  | <b>62,8</b>       | <b>63,6</b> |
| EC153: Ngquza Hill             | 30 270         | 27 633         | 11 993         | 14 379         | 71,6              | 65,8        |
| EC154: Port St Johns           | 16 757         | 13 000         | 4 952          | 5 526          | 77,2              | 70,2        |
| EC155: Nyandeni                | 27 660         | 28 254         | 12 331         | 10 997         | 69,2              | 72,0        |
| EC156: Mhlontlo                | 22 065         | 19 303         | 11 147         | 10 476         | 66,4              | 64,8        |
| EC157: King Sabata Dalindyebo  | 42 032         | 51 152         | 41 800         | 38 374         | 50,1              | 57,1        |
| <b>DC44: Alfred Nzo</b>        | <b>82 073</b>  | <b>84 369</b>  | <b>35 755</b>  | <b>39 249</b>  | <b>69,7</b>       | <b>68,2</b> |
| EC441: Matatiele               | 20 871         | 21 922         | 11 850         | 13 013         | 63,8              | 62,8        |
| EC442: Umzimvubu               | 23 227         | 22 282         | 10 284         | 12 087         | 69,3              | 64,8        |
| EC443: Mbizana                 | 23 999         | 27 792         | 9 896          | 9 994          | 70,8              | 73,6        |
| EC444: Ntabankulu              | 13 977         | 12 372         | 3 725          | 4 155          | 79,0              | 74,9        |
| <b>BUF: Buffalo City</b>       | <b>100 567</b> | <b>158 157</b> | <b>157 515</b> | <b>139 248</b> | <b>39,0</b>       | <b>53,2</b> |
| <b>NMA: Nelson Mandela Bay</b> | <b>136 864</b> | <b>196 023</b> | <b>240 581</b> | <b>226 200</b> | <b>36,3</b>       | <b>46,4</b> |
| <b>Eastern Cape</b>            | <b>724 054</b> | <b>890 373</b> | <b>778 635</b> | <b>748 881</b> | <b>48,2</b>       | <b>54,3</b> |

**Table 2.4.1.1: Average household size by municipality – 1996, 2001 and 2011**

| Municipality                  | Total household population |                  |                  | Number of households |                |                | Average household size |            |            |
|-------------------------------|----------------------------|------------------|------------------|----------------------|----------------|----------------|------------------------|------------|------------|
|                               | 1996                       | 2001             | 2011             | 1996                 | 2001           | 2011           | 1996                   | 2001       | 2011       |
| <b>DC10: Cacadu</b>           | <b>353 374</b>             | <b>373 316</b>   | <b>429 793</b>   | <b>83 291</b>        | <b>100 308</b> | <b>125 632</b> | <b>4,2</b>             | <b>3,7</b> | <b>3,4</b> |
| EC101: Camdeboo               | 44 214                     | 44 181           | 47 837           | 9 837                | 10 839         | 12 400         | 4,5                    | 4,1        | 3,9        |
| EC102: Blue Crane Route       | 33 664                     | 34 570           | 34 542           | 8 047                | 9 595          | 9 761          | 4,2                    | 3,6        | 3,5        |
| EC103: Ikwezi                 | 10 174                     | 10 115           | 10 183           | 2 322                | 2 738          | 2 915          | 4,4                    | 3,7        | 3,5        |
| EC104: Makana                 | 71 023                     | 70 253           | 74 115           | 16 418               | 18 009         | 21 388         | 4,3                    | 3,9        | 3,5        |
| EC105: Ndlambe                | 45 812                     | 53 498           | 59 089           | 11 455               | 15 370         | 19 331         | 4,0                    | 3,5        | 3,1        |
| EC106: Sundays River Valley   | 42 731                     | 42 115           | 51 920           | 9 981                | 10 761         | 14 749         | 4,3                    | 3,9        | 3,5        |
| EC107: Baviaans               | 15 926                     | 16 370           | 17 374           | 3 614                | 4 275          | 4 610          | 4,4                    | 3,8        | 3,8        |
| EC108: Kouga                  | 62 225                     | 69 472           | 94 583           | 14 732               | 19 427         | 29 447         | 4,2                    | 3,6        | 3,2        |
| EC109: Kou-Kamma              | 27 604                     | 32 742           | 40 150           | 6 884                | 9 294          | 11 032         | 4,0                    | 3,5        | 3,6        |
| <b>DC12: Amathole</b>         | <b>963 773</b>             | <b>953 351</b>   | <b>859 680</b>   | <b>201 941</b>       | <b>227 067</b> | <b>237 776</b> | <b>4,8</b>             | <b>4,2</b> | <b>3,6</b> |
| EC121: Mbhashe                | 255 440                    | 261 135          | 247 433          | 51 014               | 54 720         | 60 124         | 5,0                    | 4,8        | 4,1        |
| EC122: Mquma                  | 283 174                    | 279 434          | 246 300          | 58 993               | 66 285         | 69 732         | 4,8                    | 4,2        | 3,5        |
| EC123: Great Kei              | 39 556                     | 43 681           | 34 694           | 8 395                | 11 365         | 10 310         | 4,7                    | 3,8        | 3,4        |
| EC124: Amahlathi              | 134 739                    | 136 122          | 120 501          | 28 839               | 34 077         | 34 159         | 4,7                    | 4,0        | 3,5        |
| EC126: Ngqushwa               | 92 604                     | 83 526           | 67 965           | 20 598               | 21 634         | 21 384         | 4,5                    | 3,9        | 3,2        |
| EC127: Nkonkobe               | 134 165                    | 125 178          | 119 208          | 28 684               | 32 435         | 35 355         | 4,7                    | 3,9        | 3,4        |
| EC128: Nxuba                  | 24 096                     | 24 276           | 23 579           | 5 418                | 6 549          | 6 711          | 4,4                    | 3,7        | 3,5        |
| <b>DC13: Chris Hani</b>       | <b>802 340</b>             | <b>786 281</b>   | <b>769 920</b>   | <b>168 754</b>       | <b>185 297</b> | <b>210 852</b> | <b>4,8</b>             | <b>4,2</b> | <b>3,7</b> |
| EC131: Inxuba Yethemba        | 55 106                     | 58 041           | 63 414           | 13 048               | 16 002         | 18 463         | 4,2                    | 3,6        | 3,4        |
| EC132: Tsolwana               | 35 048                     | 32 031           | 32 882           | 7 757                | 7 830          | 9 494          | 4,5                    | 4,1        | 3,5        |
| EC133: Inkwanca               | 19 168                     | 19 849           | 21 364           | 4 262                | 5 385          | 6 228          | 4,5                    | 3,7        | 3,4        |
| EC134: Lukanji                | 172 029                    | 178 095          | 182 636          | 36 834               | 43 580         | 51 173         | 4,7                    | 4,1        | 3,6        |
| EC135: Intsika Yethu          | 164 364                    | 153 205          | 142 509          | 35 685               | 36 281         | 40 448         | 4,6                    | 4,2        | 3,5        |
| EC136: Emalahleni             | 128 049                    | 119 699          | 116 303          | 26 722               | 27 280         | 31 681         | 4,8                    | 4,4        | 3,7        |
| EC137: Engcobo                | 164 069                    | 159 788          | 150 746          | 31 569               | 33 740         | 37 214         | 5,2                    | 4,7        | 4,1        |
| EC138: Sakhisizwe             | 64 508                     | 65 573           | 60 066           | 12 876               | 15 199         | 16 151         | 5,0                    | 4,3        | 3,7        |
| <b>DC14: Joe Gqabi</b>        | <b>324 118</b>             | <b>336 413</b>   | <b>337 853</b>   | <b>71 162</b>        | <b>84 835</b>  | <b>97 775</b>  | <b>4,6</b>             | <b>4,0</b> | <b>3,5</b> |
| EC141: Elundini               | 134 077                    | 135 389          | 131 656          | 29 549               | 33 209         | 37 854         | 4,5                    | 4,1        | 3,5        |
| EC142: Senqu                  | 129 673                    | 134 326          | 131 981          | 28 056               | 33 904         | 38 046         | 4,6                    | 4,0        | 3,5        |
| EC143: Maletswai              | 31 529                     | 36 087           | 41 272           | 6 990                | 9 488          | 12 105         | 4,5                    | 3,8        | 3,4        |
| EC144: Gariep                 | 28 840                     | 30 611           | 32 944           | 6 567                | 8 234          | 9 770          | 4,4                    | 3,7        | 3,4        |
| <b>DC15: O.R. Tambo</b>       | <b>1 233 423</b>           | <b>1 276 484</b> | <b>1 302 406</b> | <b>241 974</b>       | <b>266 709</b> | <b>298 229</b> | <b>5,1</b>             | <b>4,8</b> | <b>4,4</b> |
| EC153: Ngquza Hill            | 243 246                    | 251 688          | 264 061          | 44 285               | 50 206         | 56 213         | 5,5                    | 5,0        | 4,7        |
| EC154: Port St Johns          | 145 370                    | 144 695          | 144 342          | 27 281               | 28 869         | 31 715         | 5,3                    | 5,0        | 4,6        |
| EC155: Nyanderi               | 260 003                    | 271 349          | 285 593          | 49 416               | 54 365         | 61 647         | 5,3                    | 5,0        | 4,6        |
| EC156: Mhlonitlo              | 198 403                    | 201 025          | 181 570          | 40 282               | 43 573         | 43 414         | 4,9                    | 4,6        | 4,2        |
| EC157: King Sabata Dalindyebo | 386 402                    | 407 727          | 426 840          | 80 711               | 89 697         | 105 240        | 4,8                    | 4,5        | 4,1        |





**Table 2.4.2.1: Distribution of households by type of main dwelling and municipality – 1996, 2001 and 2011**

| Municipality                  | Formal dwellings |               |                | Informal dwellings |               |               | Traditional dwellings |                |                |
|-------------------------------|------------------|---------------|----------------|--------------------|---------------|---------------|-----------------------|----------------|----------------|
|                               | 1996             | 2001          | 2011           | 1996               | 2001          | 2011          | 1996                  | 2001           | 2011           |
| <b>DC10: Cacadu</b>           | <b>60 492</b>    | <b>77 286</b> | <b>107 661</b> | <b>10 167</b>      | <b>12 365</b> | <b>13 914</b> | <b>11 584</b>         | <b>10 300</b>  | <b>2 750</b>   |
| EC101: Camdeboo               | 8 916            | 9 951         | 11 677         | 839                | 778           | 627           | 22                    | 105            | 36             |
| EC102: Blue Crane Route       | 6 697            | 8 632         | 9 356          | 951                | 726           | 286           | 233                   | 222            | 64             |
| EC103: Ikwezi                 | 2 229            | 2 619         | 2 832          | 52                 | 77            | 62            | 23                    | 36             | 7              |
| EC104: Makana                 | 11 412           | 12 354        | 18 269         | 1 930              | 2 390         | 2 153         | 2 908                 | 3 209          | 780            |
| EC105: Ndlambe                | 5 456            | 9 833         | 16 155         | 1 945              | 2 370         | 2 185         | 3 901                 | 3 037          | 727            |
| EC106: Sundays River Valley   | 6 457            | 7 197         | 12 473         | 372                | 1 163         | 1 412         | 2 973                 | 2 381          | 734            |
| EC107: Baviaans               | 3 293            | 4 041         | 4 488          | 160                | 54            | 39            | 106                   | 171            | 44             |
| EC108: Kouga                  | 10 620           | 14 197        | 22 414         | 2 707              | 4 201         | 6 321         | 1 248                 | 928            | 325            |
| EC109: Kou-Kamma              | 5 411            | 8 461         | 9 998          | 1 212              | 606           | 830           | 169                   | 211            | 34             |
| <b>DC12: Amathole</b>         | <b>74 685</b>    | <b>91 687</b> | <b>125 059</b> | <b>9 272</b>       | <b>13 444</b> | <b>12 900</b> | <b>115 732</b>        | <b>121 463</b> | <b>98 218</b>  |
| EC121: Mbashe                 | 8 953            | 10 231        | 18 597         | 469                | 1 234         | 1 518         | 41 162                | 43 211         | 39 689         |
| EC122: Mquma                  | 20 862           | 22 703        | 33 690         | 4 045              | 6 524         | 5 522         | 33 589                | 36 883         | 29 932         |
| EC123: Great Kei              | 2 938            | 5 315         | 6 410          | 467                | 972           | 1 870         | 4 796                 | 5 031          | 1 943          |
| EC124: Amahlathi              | 8 555            | 13 693        | 20 002         | 1 115              | 1 590         | 1 526         | 18 892                | 18 700         | 12 353         |
| EC126: Ngqushwa               | 12 685           | 13 430        | 15 411         | 1 105              | 775           | 1 312         | 6 527                 | 7 383          | 4 573          |
| EC127: Nkonkobe               | 16 476           | 21 089        | 24 995         | 1 495              | 1 355         | 670           | 10 200                | 9 935          | 9 531          |
| EC128: Nxuba                  | 4 215            | 5 225         | 5 954          | 576                | 993           | 482           | 567                   | 321            | 198            |
| <b>DC13: Chris Hani</b>       | <b>82 885</b>    | <b>98 319</b> | <b>130 414</b> | <b>10 462</b>      | <b>7 959</b>  | <b>4 409</b>  | <b>73 985</b>         | <b>78 794</b>  | <b>74 673</b>  |
| EC131: Inxuba Yethemba        | 11 136           | 15 531        | 17 902         | 1 594              | 247           | 381           | 181                   | 216            | 67             |
| EC132: Tsolwana               | 5 738            | 6 078         | 8 327          | 332                | 383           | 89            | 1 598                 | 1 355          | 1 051          |
| EC133: Inkwanca               | 3 587            | 4 815         | 6 058          | 504                | 310           | 84            | 132                   | 244            | 46             |
| EC134: Lukanjji               | 28 100           | 33 592        | 45 243         | 4 916              | 3 993         | 1 844         | 3 580                 | 5 929          | 3 843          |
| EC135: Intsika Yethu          | 8 802            | 10 021        | 13 313         | 562                | 511           | 428           | 26 012                | 25 725         | 26 473         |
| EC136: Emalahleni             | 13 872           | 14 804        | 17 777         | 777                | 450           | 155           | 11 796                | 12 005         | 13 647         |
| EC137: Engcobo                | 5 299            | 6 382         | 11 436         | 940                | 860           | 641           | 25 079                | 26 439         | 24 687         |
| EC138: Sakhisizwe             | 6 350            | 7 094         | 10 359         | 837                | 1 204         | 788           | 5 608                 | 6 882          | 4 858          |
| <b>DC14: Joe Gqabi</b>        | <b>38 962</b>    | <b>50 714</b> | <b>58 955</b>  | <b>4 261</b>       | <b>5 940</b>  | <b>4 149</b>  | <b>27 224</b>         | <b>28 029</b>  | <b>33 987</b>  |
| EC141: Elundini               | 11 066           | 13 321        | 12 502         | 461                | 568           | 349           | 17 779                | 19 268         | 24 782         |
| EC142: Senqu                  | 17 245           | 24 053        | 26 717         | 1 441              | 1 498         | 1 919         | 9 063                 | 8 323          | 9 067          |
| EC143: Matlswai               | 5 122            | 6 283         | 10 360         | 1 566              | 2 972         | 1 610         | 214                   | 188            | 85             |
| EC144: Gariep                 | 5 529            | 7 058         | 9 376          | 793                | 902           | 271           | 169                   | 250            | 53             |
| <b>DC15: O.R. Tambo</b>       | <b>67 054</b>    | <b>82 471</b> | <b>129 587</b> | <b>6 002</b>       | <b>8 275</b>  | <b>4 358</b>  | <b>165 642</b>        | <b>175 350</b> | <b>161 775</b> |
| EC153: Ngquza Hill            | 11 524           | 15 848        | 22 750         | 277                | 1 162         | 540           | 32 165                | 33 084         | 32 581         |
| EC154: Port St Johns          | 5 128            | 4 797         | 7 817          | 171                | 357           | 319           | 21 669                | 23 667         | 23 477         |
| EC155: Nyandereni             | 8 409            | 10 843        | 20 818         | 317                | 860           | 397           | 40 045                | 42 559         | 39 815         |
| EC156: Mhlonito               | 11 358           | 9 547         | 14 786         | 1 300              | 1 841         | 1 016         | 27 227                | 32 108         | 27 322         |
| EC157: King Sabata Dalindyebo | 30 634           | 41 436        | 63 416         | 3 938              | 4 055         | 2 086         | 44 536                | 43 933         | 38 580         |

| Municipality                   | Formal dwellings |                  | Informal dwellings |                | Traditional dwellings |                |
|--------------------------------|------------------|------------------|--------------------|----------------|-----------------------|----------------|
|                                | 1996             | 2011             | 1996               | 2011           | 1996                  | 2011           |
| <b>DC44: Alfred Nzo</b>        | <b>36 753</b>    | <b>69 462</b>    | <b>1 669</b>       | <b>2 010</b>   | <b>109 303</b>        | <b>115 557</b> |
| EC441: Matatiele               | 12 655           | 24 594           | 387                | 697            | 30 655                | 27 789         |
| EC442: Umzimvubu               | 9 395            | 17 656           | 963                | 722            | 30 033                | 32 827         |
| EC443: Mbizana                 | 11 725           | 21 173           | 239                | 476            | 29 356                | 32 803         |
| EC444: Ntabankulu              | 2 978            | 6 039            | 80                 | 115            | 19 260                | 22 138         |
| <b>BUF: Buffalo City</b>       | <b>99 351</b>    | <b>162 005</b>   | <b>42 535</b>      | <b>49 790</b>  | <b>17 470</b>         | <b>15 642</b>  |
| <b>NMA: Nelson Mandela Bay</b> | <b>160 790</b>   | <b>282 628</b>   | <b>60 670</b>      | <b>38 861</b>  | <b>1 706</b>          | <b>4 070</b>   |
| <b>Eastern Cape</b>            | <b>620 970</b>   | <b>1 065 771</b> | <b>145 038</b>     | <b>130 391</b> | <b>522 647</b>        | <b>476 285</b> |

**Table 2.4.3.1: Distribution of households by tenure status and municipality – 1996, 2001 and 2011**

| Municipality                  | Owned and fully paid off |                | Owned but not yet paid off |               | Rented        |               | Occupied rent-free |               |
|-------------------------------|--------------------------|----------------|----------------------------|---------------|---------------|---------------|--------------------|---------------|
|                               | 2001                     | 2011           | 2001                       | 2011          | 2001          | 2011          | 2001               | 2011          |
| <b>DC10: Cacadu</b>           | <b>31 896</b>            | <b>52 987</b>  | <b>9 769</b>               | <b>8 775</b>  | <b>24 567</b> | <b>27 081</b> | <b>34 076</b>      | <b>31 810</b> |
| EC101: Camdeboo               | 4 767                    | 6 151          | 1 456                      | 842           | 2 059         | 3 161         | 2 557              | 1 868         |
| EC102: Blue Crane Route       | 2 422                    | 4 489          | 1 027                      | 611           | 2 637         | 2 550         | 3 508              | 1 760         |
| EC103: Ikwezi                 | 1 478                    | 1 394          | 30                         | 141           | 486           | 573           | 745                | 645           |
| EC104: Makana                 | 3 716                    | 8 629          | 2 794                      | 1 701         | 5 772         | 5 686         | 5 728              | 4 130         |
| EC105: Ndlambe                | 4 612                    | 6 740          | 1 746                      | 1 441         | 4 811         | 3 189         | 4 201              | 7 505         |
| EC106: Sundays River Valley   | 2 548                    | 5 591          | 962                        | 948           | 1 924         | 2 187         | 5 327              | 5 641         |
| EC107: Baviaans               | 1 608                    | 2 415          | 218                        | 286           | 914           | 827           | 1 535              | 913           |
| EC108: Kouga                  | 8 117                    | 13 132         | 1 198                      | 2 093         | 4 159         | 6 926         | 5 952              | 6 083         |
| EC109: Kou-Kamma              | 2 628                    | 4 447          | 337                        | 711           | 1 805         | 1 982         | 4 524              | 3 265         |
| <b>DC12: Amathole</b>         | <b>110 050</b>           | <b>151 265</b> | <b>14 140</b>              | <b>10 917</b> | <b>19 856</b> | <b>22 399</b> | <b>83 020</b>      | <b>41 263</b> |
| EC121: Mbashe                 | 27 490                   | 41 379         | 2 812                      | 2 876         | 2 685         | 5 354         | 21 733             | 6 799         |
| EC122: Mquma                  | 36 824                   | 43 667         | 4 115                      | 2 639         | 6 404         | 7 893         | 18 941             | 11 144        |
| EC123: Great Kei              | 2 380                    | 5 992          | 731                        | 701           | 1 081         | 1 115         | 7 173              | 2 078         |
| EC124: Amahlathi              | 14 591                   | 22 777         | 2 229                      | 1 523         | 3 802         | 2 519         | 13 455             | 6 182         |
| EC126: Ngqushwa               | 13 624                   | 16 014         | 1 020                      | 828           | 796           | 803           | 6 195              | 2 900         |
| EC127: Nkonkobe               | 13 068                   | 18 700         | 2 486                      | 1 528         | 3 405         | 2 730         | 13 476             | 11 243        |
| EC128: Nxuba                  | 2 073                    | 2 737          | 746                        | 821           | 1 683         | 1 984         | 2 046              | 918           |
| <b>DC13: Chris Hani</b>       | <b>94 094</b>            | <b>112 257</b> | <b>13 857</b>              | <b>14 856</b> | <b>18 967</b> | <b>24 383</b> | <b>58 379</b>      | <b>46 513</b> |
| EC131: Inxuba Yethemba        | 4 300                    | 6 490          | 2 129                      | 2 138         | 6 225         | 5 300         | 3 348              | 3 763         |
| EC132: Tsolwana               | 2 093                    | 6 274          | 560                        | 231           | 1 164         | 949           | 4 013              | 1 730         |
| EC133: Inkwanca               | 3 375                    | 2 070          | 179                        | 785           | 625           | 769           | 1 206              | 2 310         |
| EC134: Lukanji                | 18 871                   | 25 718         | 5 450                      | 4 877         | 5 486         | 8 784         | 13 773             | 9 272         |
| EC135: Intsika Yethu          | 24 694                   | 27 156         | 2 176                      | 1 550         | 1 383         | 2 623         | 8 029              | 7 374         |
| EC136: Emalahleni             | 12 751                   | 17 989         | 1 364                      | 1 424         | 1 453         | 1 497         | 11 711             | 8 838         |
| EC137: Engcobo                | 17 954                   | 21 332         | 1 241                      | 2 404         | 1 350         | 2 673         | 13 195             | 8 107         |
| EC138: Sakhisizwe             | 10 056                   | 5 228          | 759                        | 1 445         | 1 281         | 1 789         | 3 103              | 5 119         |
| <b>DC14: Joe Gqabi</b>        | <b>42 415</b>            | <b>54 987</b>  | <b>7 181</b>               | <b>4 980</b>  | <b>8 364</b>  | <b>11 533</b> | <b>26 875</b>      | <b>18 751</b> |
| EC141: Elundini               | 17 173                   | 21 604         | 1 381                      | 1 828         | 2 012         | 3 413         | 12 643             | 7 587         |
| EC142: Senqu                  | 19 917                   | 24 256         | 3 205                      | 1 803         | 1 932         | 2 980         | 8 850              | 6 267         |
| EC143: Maletswai              | 2 306                    | 4 696          | 1 247                      | 685           | 2 633         | 2 779         | 3 302              | 2 954         |
| EC144: Gariep                 | 3 020                    | 4 431          | 1 348                      | 664           | 1 787         | 2 361         | 2 080              | 1 942         |
| <b>DC15: O.R. Tambo</b>       | <b>150 357</b>           | <b>158 806</b> | <b>19 974</b>              | <b>24 510</b> | <b>23 139</b> | <b>38 124</b> | <b>73 240</b>      | <b>56 231</b> |
| EC153: Ngquza Hill            | 22 808                   | 28 992         | 4 847                      | 6 029         | 2 344         | 4 910         | 20 206             | 11 832        |
| EC154: Port St Johns          | 14 600                   | 20 072         | 2 745                      | 3 049         | 1 465         | 2 350         | 10 059             | 3 760         |
| EC155: Nyandeni               | 40 151                   | 38 280         | 2 918                      | 4 831         | 2 754         | 5 211         | 8 543              | 8 887         |
| EC156: Mhiontlo               | 21 062                   | 20 277         | 3 240                      | 3 131         | 2 113         | 2 814         | 17 157             | 13 105        |
| EC157: King Sabata Dalindyebo | 51 737                   | 51 186         | 6 222                      | 7 470         | 14 463        | 22 839        | 17 274             | 18 648        |

| Municipality                   | Owned and fully paid off |                | Owned but not yet paid off |                | Rented         |                | Occupied rent-free |                |
|--------------------------------|--------------------------|----------------|----------------------------|----------------|----------------|----------------|--------------------|----------------|
|                                | 2001                     | 2011           | 2001                       | 2011           | 2001           | 2011           | 2001               | 2011           |
| <b>DC44: Alfred Nzo</b>        | <b>90 113</b>            | <b>89 940</b>  | <b>8 609</b>               | <b>11 341</b>  | <b>8 520</b>   | <b>14 016</b>  | <b>57 425</b>      | <b>31 326</b>  |
| EC441: Matatiele               | 21 857                   | 23 745         | 2 330                      | 3 635          | 2 666          | 3 814          | 19 756             | 10 621         |
| EC442: Umzimvubu               | 25 404                   | 26 147         | 2 035                      | 2 772          | 3 137          | 4 866          | 15 884             | 8 966          |
| EC443: Mbizana                 | 32 630                   | 26 353         | 1 352                      | 2 915          | 1 900          | 4 023          | 9 903              | 6 908          |
| EC444: Ntabankulu              | 10 222                   | 13 694         | 2 891                      | 2 020          | 816            | 1 314          | 11 882             | 4 830          |
| <b>BUF: Buffalo City</b>       | <b>70 136</b>            | <b>81 731</b>  | <b>29 029</b>              | <b>29 713</b>  | <b>34 710</b>  | <b>52 167</b>  | <b>58 083</b>      | <b>51 525</b>  |
| <b>NMA: Nelson Mandela Bay</b> | <b>101 818</b>           | <b>153 065</b> | <b>53 049</b>              | <b>46 014</b>  | <b>40 416</b>  | <b>62 518</b>  | <b>65 517</b>      | <b>51 314</b>  |
| <b>Eastern Cape</b>            | <b>690 880</b>           | <b>855 038</b> | <b>155 607</b>             | <b>151 106</b> | <b>178 540</b> | <b>252 220</b> | <b>456 614</b>     | <b>328 732</b> |

**Table 2.4.4.1: Distribution of households with a radio, television, refrigerator, computer, cellphone, landline and access to internet by municipality - 2001 and 2011**

| Municipality                | Radio          |                | Television    |                | Refrigerator  |                | Computer     |               | Cellphone     |                | Landline      |               | Internet      |               |
|-----------------------------|----------------|----------------|---------------|----------------|---------------|----------------|--------------|---------------|---------------|----------------|---------------|---------------|---------------|---------------|
|                             | 2001           | 2011           | 2001          | 2011           | 2001          | 2011           | 2001         | 2011          | 2001          | 2011           | 2001          | 2011          | 2001          | 2011          |
| <b>DC10: Cacadu</b>         | <b>73 023</b>  | <b>80 370</b>  | <b>57 050</b> | <b>93 487</b>  | <b>49 624</b> | <b>84 040</b>  | <b>7 247</b> | <b>21 945</b> | <b>22 822</b> | <b>98 069</b>  | <b>29 220</b> | <b>20 511</b> | <b>29 220</b> | <b>32 729</b> |
| EC101: Camdeboo             | 8 243          | 8 505          | 6 904         | 10 065         | 6 289         | 9 192          | 777          | 2 391         | 2 544         | 9 849          | 3 708         | 2 500         | 3 708         | 3 030         |
| EC102: Blue Crane Route     | 6 882          | 6 513          | 4 671         | 7 329          | 3 821         | 6 564          | 472          | 1 256         | 1 460         | 6 791          | 2 368         | 1 383         | 2 368         | 2 542         |
| EC103: Ikwezi               | 2 055          | 1 825          | 1 369         | 2 074          | 1 347         | 1 909          | 144          | 317           | 454           | 2 106          | 743           | 430           | 743           | 565           |
| EC104: Makana               | 13 530         | 14 919         | 11 508        | 16 978         | 9 796         | 16 014         | 1 389        | 4 492         | 4 455         | 17 768         | 5 417         | 3 271         | 5 417         | 6 395         |
| EC105: Ndlambe              | 11 105         | 12 657         | 8 588         | 14 277         | 6 701         | 12 529         | 1 303        | 3 504         | 3 791         | 15 513         | 4 441         | 3 394         | 4 441         | 5 806         |
| EC106: Sundays River Valley | 7 654          | 8 884          | 5 368         | 9 695          | 4 284         | 7 939          | 427          | 1 306         | 1 703         | 10 201         | 2 106         | 1 304         | 2 106         | 2 897         |
| EC107: Baviaans             | 3 236          | 2 674          | 2 125         | 3 273          | 2 103         | 2 918          | 166          | 529           | 636           | 3 401          | 1 232         | 733           | 1 232         | 743           |
| EC108: Kouga                | 14 362         | 18 849         | 11 978        | 22 282         | 11 175        | 20 484         | 2 068        | 6 808         | 5 923         | 24 435         | 6 725         | 6 260         | 6 725         | 8 245         |
| EC109: Kou-Kamma            | 5 956          | 5 544          | 4 537         | 7 513          | 4 108         | 6 489          | 501          | 1 341         | 1 854         | 8 006          | 2 480         | 1 237         | 2 480         | 2 505         |
| <b>DC12: Amathole</b>       | <b>144 509</b> | <b>143 429</b> | <b>70 677</b> | <b>132 025</b> | <b>49 149</b> | <b>107 396</b> | <b>2 322</b> | <b>10 923</b> | <b>37 501</b> | <b>185 386</b> | <b>15 956</b> | <b>8 245</b>  | <b>15 956</b> | <b>39 384</b> |
| EC121: Mbashe               | 29 311         | 30 762         | 5 947         | 23 041         | 4 293         | 16 191         | 124          | 1 497         | 6 851         | 46 155         | 1 152         | 1 038         | 1 152         | 9 244         |
| EC122: Mquma                | 39 842         | 41 636         | 17 135        | 34 193         | 11 205        | 25 526         | 473          | 2 994         | 12 503        | 54 944         | 2 939         | 1 436         | 2 939         | 11 063        |
| EC123: Great Kei            | 7 425          | 6 464          | 4 679         | 6 680          | 3 350         | 5 684          | 448          | 986           | 2 090         | 7 504          | 1 177         | 979           | 1 177         | 1 818         |
| EC124: Amathlathi           | 24 497         | 22 338         | 14 714        | 22 569         | 9 848         | 18 787         | 505          | 1 706         | 5 907         | 27 043         | 3 410         | 1 483         | 3 410         | 5 613         |
| EC126: Ngqushwa             | 15 597         | 14 357         | 9 404         | 15 229         | 5 993         | 13 858         | 64           | 852           | 3 146         | 16 836         | 1 697         | 894           | 1 697         | 3 739         |
| EC127: Nkonkobe             | 23 066         | 23 464         | 15 488        | 25 216         | 11 880        | 22 718         | 442          | 2 179         | 5 983         | 27 779         | 3 842         | 1 666         | 3 842         | 6 714         |
| EC128: Nxuba                | 4 771          | 4 408          | 3 310         | 5 096          | 2 580         | 4 632          | 265          | 709           | 1 020         | 5 124          | 1 740         | 749           | 1 740         | 1 195         |
| <b>DC13: Chris Hani</b>     | <b>119 396</b> | <b>128 197</b> | <b>61 688</b> | <b>126 512</b> | <b>48 639</b> | <b>107 483</b> | <b>3 008</b> | <b>13 971</b> | <b>32 631</b> | <b>170 502</b> | <b>19 453</b> | <b>11 681</b> | <b>19 453</b> | <b>43 321</b> |
| EC131: Inxuba Yethemba      | 11 598         | 13 447         | 9 063         | 14 875         | 7 698         | 13 577         | 910          | 3 095         | 3 377         | 14 322         | 4 439         | 2 773         | 4 439         | 4 848         |
| EC132: Tsolwana             | 5 430          | 5 678          | 3 834         | 6 458          | 2 833         | 5 658          | 169          | 556           | 1 446         | 7 532          | 932           | 590           | 932           | 1 712         |
| EC133: Inkwanca             | 3 651          | 4 225          | 2 612         | 4 502          | 2 084         | 3 893          | 207          | 579           | 923           | 4 806          | 1 082         | 595           | 1 082         | 1 449         |
| EC134: Lukanji              | 31 238         | 35 238         | 24 329        | 40 232         | 20 118        | 36 738         | 1 262        | 6 143         | 11 399        | 42 957         | 7 347         | 4 926         | 7 347         | 15 696        |
| EC135: Intsika Yethu        | 21 994         | 22 020         | 6 243         | 17 912         | 4 447         | 14 413         | 74           | 1 063         | 4 971         | 32 113         | 813           | 567           | 813           | 5 070         |
| EC136: Emalahleni           | 17 548         | 18 325         | 8 055         | 17 898         | 5 238         | 15 388         | 147          | 879           | 3 259         | 24 955         | 2 419         | 859           | 2 419         | 5 139         |
| EC137: Engcobo              | 17 634         | 18 949         | 3 290         | 14 514         | 2 790         | 9 713          | 76           | 838           | 4 649         | 30 396         | 1 082         | 603           | 1 082         | 5 949         |
| EC138: Sakhisizwe           | 10 305         | 10 315         | 4 262         | 10 121         | 3 432         | 8 102          | 164          | 820           | 2 607         | 13 422         | 1 338         | 769           | 1 338         | 3 458         |
| <b>DC14: Joe Gqabi</b>      | <b>53 004</b>  | <b>58 123</b>  | <b>20 735</b> | <b>52 161</b>  | <b>20 892</b> | <b>46 984</b>  | <b>1 472</b> | <b>6 060</b>  | <b>12 525</b> | <b>77 949</b>  | <b>6 034</b>  | <b>4 132</b>  | <b>6 034</b>  | <b>17 594</b> |
| EC141: Elundini             | 20 642         | 21 328         | 4 229         | 14 424         | 3 900         | 11 086         | 187          | 1 301         | 3 939         | 29 466         | 886           | 745           | 886           | 5 252         |
| EC142: Senqu                | 20 289         | 22 158         | 7 486         | 21 351         | 9 337         | 21 288         | 392          | 1 721         | 4 743         | 31 167         | 1 277         | 931           | 1 277         | 6 822         |
| EC143: Maletswai            | 6 421          | 8 127          | 4 705         | 9 070          | 3 978         | 8 138          | 517          | 1 825         | 2 352         | 9 810          | 1 848         | 1 181         | 1 848         | 3 481         |
| EC144: Gariep               | 5 652          | 6 510          | 4 315         | 7 316          | 3 678         | 6 472          | 376          | 1 213         | 1 491         | 7 505          | 2 023         | 1 274         | 2 023         | 2 039         |

| Municipality                   | Radio          |                  | Television     |                  | Refrigerator   |                | Computer      |                | Cellphone      |                  | Landline       |                | Internet       |                |
|--------------------------------|----------------|------------------|----------------|------------------|----------------|----------------|---------------|----------------|----------------|------------------|----------------|----------------|----------------|----------------|
|                                | 2001           | 2011             | 2001           | 2011             | 2001           | 2011           | 2001          | 2011           | 2001           | 2011             | 2001           | 2011           | 2001           | 2011           |
| <b>DC15: O.R. Tambo</b>        | <b>141 595</b> | <b>154 601</b>   | <b>51 020</b>  | <b>153 354</b>   | <b>36 590</b>  | <b>111 970</b> | <b>2 207</b>  | <b>13 918</b>  | <b>48 960</b>  | <b>243 035</b>   | <b>9 807</b>   | <b>8 533</b>   | <b>9 807</b>   | <b>59 175</b>  |
| EC153: Ngquza Hill             | 26 980         | 28 956           | 8 043          | 26 240           | 4 166          | 16 082         | 184           | 1 467          | 6 941          | 45 006           | 1 379          | 1 106          | 1 379          | 10 243         |
| EC154: Port St Johns           | 14 163         | 14 684           | 2 429          | 12 985           | 2 040          | 8 875          | 72            | 696            | 3 343          | 24 077           | 444            | 744            | 444            | 5 011          |
| EC155: Nyandeni                | 26 449         | 30 080           | 8 345          | 30 679           | 5 627          | 22 837         | 175           | 1 762          | 8 292          | 49 349           | 1 430          | 1 025          | 1 430          | 10 424         |
| EC156: Mhlonito                | 22 719         | 21 432           | 6 056          | 21 145           | 4 836          | 15 516         | 127           | 1 258          | 6 932          | 35 548           | 898            | 900            | 898            | 7 311          |
| EC157: King Sabata Dalindyebo  | 51 283         | 59 448           | 26 147         | 62 304           | 19 920         | 48 660         | 1 648         | 8 735          | 23 451         | 89 055           | 5 655          | 4 758          | 5 655          | 26 185         |
| <b>DC44: Alfred Nzo</b>        | <b>96 406</b>  | <b>93 326</b>    | <b>32 206</b>  | <b>69 827</b>    | <b>20 413</b>  | <b>49 214</b>  | <b>728</b>    | <b>5 054</b>   | <b>21 485</b>  | <b>136 060</b>   | <b>4 736</b>   | <b>3 360</b>   | <b>4 736</b>   | <b>28 045</b>  |
| EC441: Matatiele               | 30 240         | 30 450           | 10 081         | 21 505           | 7 631          | 16 318         | 388           | 1 980          | 4 979          | 39 641           | 2 271          | 1 378          | 2 271          | 8 278          |
| EC442: Urmzimvubu              | 27 251         | 26 634           | 7 988          | 18 139           | 6 007          | 14 519         | 154           | 1 330          | 7 183          | 37 641           | 743            | 774            | 743            | 8 910          |
| EC443: Mbizana                 | 25 771         | 23 998           | 10 570         | 23 427           | 4 955          | 14 098         | 134           | 1 377          | 6 107          | 40 556           | 1 512          | 917            | 1 512          | 7 803          |
| EC444: Ntabankulu              | 13 144         | 12 244           | 3 567          | 6 756            | 1 819          | 4 279          | 52            | 367            | 3 216          | 18 222           | 210            | 291            | 210            | 3 054          |
| <b>BUF: Buffalo City</b>       | <b>133 996</b> | <b>152 844</b>   | <b>107 172</b> | <b>167 450</b>   | <b>89 666</b>  | <b>149 017</b> | <b>12 271</b> | <b>43 605</b>  | <b>59 385</b>  | <b>193 051</b>   | <b>42 468</b>  | <b>32 640</b>  | <b>42 468</b>  | <b>73 658</b>  |
| <b>NMA: Nelson Mandela Bay</b> | <b>190 595</b> | <b>220 281</b>   | <b>176 799</b> | <b>272 174</b>   | <b>161 227</b> | <b>253 464</b> | <b>30 810</b> | <b>85 187</b>  | <b>82 672</b>  | <b>277 157</b>   | <b>105 124</b> | <b>76 333</b>  | <b>105 124</b> | <b>112 837</b> |
| <b>Eastern Cape</b>            | <b>952 523</b> | <b>1 031 171</b> | <b>577 346</b> | <b>1 066 991</b> | <b>476 200</b> | <b>909 568</b> | <b>60 065</b> | <b>200 664</b> | <b>317 980</b> | <b>1 381 209</b> | <b>232 800</b> | <b>165 434</b> | <b>232 800</b> | <b>406 743</b> |

**Table 2.4.5.1: Distribution of households using electricity for lighting, cooking and heating by municipality – 1996, 2001 and 2011**

| Municipality                  | Lighting            |                |                | Cooking        |               |                | Heating        |               |               |
|-------------------------------|---------------------|----------------|----------------|----------------|---------------|----------------|----------------|---------------|---------------|
|                               | 1996                | 2001           | 2011           | 1996           | 2001          | 2011           | 1996           | 2001          | 2011          |
|                               | <b>DC10: Cacadu</b> | <b>53 875</b>  | <b>71 951</b>  | <b>109 624</b> | <b>34 838</b> | <b>47 949</b>  | <b>101 189</b> | <b>29 994</b> | <b>41 599</b> |
| EC101: Camdeboo               | 7 474               | 9 132          | 11 667         | 3 935          | 6 061         | 10 777         | 3 474          | 4 847         | 8 090         |
| EC102: Blue Crane Route       | 3 488               | 6 252          | 8 486          | 2 394          | 3 307         | 8 025          | 2 010          | 2 552         | 5 781         |
| EC103: Ikwezi                 | 1 472               | 1 964          | 2 581          | 544            | 962           | 2 253          | 502            | 876           | 1 563         |
| EC104: Makana                 | 11 659              | 13 058         | 19 143         | 6 930          | 7 744         | 17 245         | 5 552          | 6 130         | 7 481         |
| EC105: Ndlambe                | 7 001               | 10 224         | 16 677         | 4 025          | 6 215         | 14 969         | 3 649          | 6 161         | 8 399         |
| EC106: Sundays River Valley   | 6 135               | 6 794          | 11 764         | 3 704          | 3 859         | 10 846         | 3 219          | 3 194         | 7 261         |
| EC107: Baviaans               | 1 539               | 2 738          | 4 110          | 562            | 1 586         | 3 733          | 466            | 1 330         | 1 995         |
| EC108: Kouga                  | 10 750              | 14 771         | 25 593         | 9 286          | 12 979        | 24 172         | 8 157          | 12 234        | 17 655        |
| EC109: Kou-Kamma              | 4 356               | 7 018          | 9 605          | 3 458          | 5 236         | 9 169          | 2 964          | 4 275         | 5 927         |
| <b>DC12: Amathole</b>         | <b>31 943</b>       | <b>106 152</b> | <b>166 075</b> | <b>14 136</b>  | <b>32 273</b> | <b>131 522</b> | <b>12 355</b>  | <b>25 715</b> | <b>49 230</b> |
| EC121: Mbashe                 | 2 050               | 8 272          | 29 863         | 744            | 2 598         | 22 095         | 654            | 1 988         | 8 990         |
| EC122: Mquma                  | 7 815               | 22 374         | 42 795         | 5 364          | 9 462         | 31 788         | 4 787          | 7 901         | 13 161        |
| EC123: Great Kei              | 2 272               | 8 117          | 8 264          | 1 172          | 2 707         | 6 571          | 1 133          | 2 344         | 3 718         |
| EC124: Amahlathi              | 6 948               | 22 892         | 28 158         | 2 568          | 5 808         | 22 907         | 2 046          | 4 462         | 5 628         |
| EC126: Ngqushwa               | 4 738               | 14 950         | 19 545         | 363            | 2 470         | 15 327         | 336            | 1 784         | 5 875         |
| EC127: Nkonkobe               | 6 203               | 24 325         | 31 264         | 2 688          | 7 028         | 26 979         | 2 395          | 5 557         | 9 123         |
| EC128: Nxuba                  | 1 917               | 5 222          | 6 187          | 1 236          | 2 200         | 5 855          | 1 005          | 1 678         | 2 733         |
| <b>DC13: Chris Hani</b>       | <b>47 580</b>       | <b>95 094</b>  | <b>160 835</b> | <b>21 525</b>  | <b>37 619</b> | <b>132 089</b> | <b>16 879</b>  | <b>26 136</b> | <b>50 873</b> |
| EC131: Inxuba Yethemba        | 8 667               | 13 210         | 17 659         | 5 168          | 8 464         | 16 658         | 4 144          | 7 107         | 10 492        |
| EC132: Tsolwana               | 3 518               | 6 746          | 8 355          | 827            | 2 000         | 7 294          | 662            | 1 310         | 1 984         |
| EC133: Inkwanca               | 3 296               | 3 920          | 5 711          | 1 069          | 1 415         | 4 969          | 844            | 1 018         | 1 614         |
| EC134: Lukanji                | 20 719              | 32 042         | 46 540         | 11 323         | 16 590        | 42 702         | 8 601          | 10 188        | 14 688        |
| EC135: Intsika Yethu          | 2 135               | 13 000         | 25 988         | 699            | 2 671         | 18 373         | 696            | 2 173         | 5 748         |
| EC136: Emalahleni             | 5 186               | 12 267         | 24 872         | 978            | 2 612         | 19 245         | 773            | 1 871         | 6 716         |
| EC137: Engcobo                | 1 577               | 6 173          | 18 930         | 498            | 1 448         | 13 268         | 372            | 869           | 5 578         |
| EC138: Sakhisizwe             | 2 482               | 7 736          | 12 779         | 963            | 2 420         | 9 581          | 787            | 1 600         | 4 054         |
| <b>DC14: Joe Gqabi</b>        | <b>18 907</b>       | <b>36 392</b>  | <b>67 433</b>  | <b>6 895</b>   | <b>12 626</b> | <b>55 150</b>  | <b>6 287</b>   | <b>9 368</b>  | <b>22 186</b> |
| EC141: Elundini               | 2 332               | 3 738          | 17 533         | 625            | 1 320         | 13 216         | 598            | 934           | 4 947         |
| EC142: Senqu                  | 8 139               | 21 041         | 30 866         | 1 725          | 4 590         | 24 499         | 1 517          | 3 593         | 9 633         |
| EC143: Matielswai             | 3 688               | 5 387          | 10 190         | 2 302          | 3 373         | 9 506          | 2 142          | 2 788         | 4 615         |
| EC144: Gariep                 | 4 748               | 6 226          | 8 844          | 2 243          | 3 343         | 7 929          | 2 030          | 2 054         | 2 991         |
| <b>DC15: O.R. Tambo</b>       | <b>24 731</b>       | <b>79 750</b>  | <b>209 287</b> | <b>15 379</b>  | <b>26 527</b> | <b>134 785</b> | <b>13 551</b>  | <b>19 231</b> | <b>53 077</b> |
| EC153: Ngquza Hill            | 1 286               | 6 632          | 35 317         | 757            | 1 782         | 20 323         | 817            | 1 914         | 10 680        |
| EC154: Port St Johns          | 1 196               | 4 935          | 21 504         | 304            | 815           | 9 885          | 319            | 704           | 5 406         |
| EC155: Nyandeni               | 2 339               | 18 079         | 43 760         | 619            | 3 183         | 24 669         | 604            | 2 245         | 9 583         |
| EC156: Mhlonitlo              | 2 778               | 12 718         | 31 525         | 533            | 2 617         | 19 444         | 502            | 2 139         | 6 519         |
| EC157: King Sabata Dalindyebo | 17 132              | 37 385         | 77 182         | 13 166         | 18 130        | 60 464         | 11 309         | 12 230        | 20 888        |





**Table 2.4.6.1: Distribution of households having access to piped (tap) water by municipality – 1996, 2001 and 2011**

| Municipality                  | Piped (tap) water inside yard/ dwelling |               |                | Piped (tap) water on a communal stand |               |                | No access to piped (tap) water |                |                |
|-------------------------------|---|---------------|----------------|---------------------------------------|---------------|----------------|--------------------------------|----------------|----------------|
|                               | 1996                                    | 2001          | 2011           | 1996                                  | 2001          | 2011           | 1996                           | 2001           | 2011           |
| <b>DC10: Cacadu</b>           | <b>55 128</b>                           | <b>74 927</b> | <b>107 959</b> | <b>16 933</b>                         | <b>18 052</b> | <b>12 856</b>  | <b>10 945</b>                  | <b>7 329</b>   | <b>4 816</b>   |
| EC101: Camdeboo               | 6 942                                   | 9 807         | 12 143         | 2 732                                 | 950           | 139            | 135                            | 81             | 118            |
| EC102: Blue Crane Route       | 5 080                                   | 7 434         | 8 926          | 1 788                                 | 1 223         | 495            | 1 159                          | 938            | 340            |
| EC103: Ikwezi                 | 1 649                                   | 2 500         | 2 774          | 430                                   | 203           | 77             | 230                            | 36             | 64             |
| EC104: Makana                 | 11 654                                  | 13 600        | 18 230         | 3 543                                 | 3 465         | 2 239          | 1 177                          | 944            | 919            |
| EC105: Ndlambe                | 4 999                                   | 9 529         | 16 627         | 4 746                                 | 4 270         | 1 866          | 1 646                          | 1 570          | 838            |
| EC106: Sundays River Valley   | 6 299                                   | 6 684         | 10 713         | 708                                   | 2 015         | 2 460          | 2 936                          | 2 063          | 1 576          |
| EC107: Baviaans               | 2 308                                   | 3 612         | 4 393          | 669                                   | 486           | 89             | 612                            | 177            | 128            |
| EC108: Kouga                  | 11 700                                  | 14 624        | 24 267         | 2 014                                 | 4 293         | 4 851          | 976                            | 510            | 330            |
| EC109: Kou-Kamma              | 4 495                                   | 7 137         | 9 887          | 305                                   | 1 148         | 641            | 2 074                          | 1 009          | 504            |
| <b>DC12: Amathole</b>         | <b>26 242</b>                           | <b>38 075</b> | <b>59 275</b>  | <b>49 022</b>                         | <b>70 774</b> | <b>107 406</b> | <b>125 425</b>                 | <b>118 218</b> | <b>71 094</b>  |
| EC121: Mbashe                 | 1 813                                   | 2 614         | 4 620          | 1 280                                 | 3 662         | 20 683         | 47 535                         | 48 444         | 34 822         |
| EC122: Mquma                  | 7 330                                   | 9 809         | 12 332         | 6 608                                 | 15 114        | 30 140         | 44 645                         | 41 363         | 27 260         |
| EC123: Great Kei              | 1 691                                   | 3 445         | 4 146          | 4 662                                 | 6 091         | 5 231          | 1 959                          | 1 829          | 933            |
| EC124: Amahlathi              | 5 332                                   | 7 615         | 12 639         | 11 624                                | 14 941        | 16 438         | 11 733                         | 11 521         | 5 083          |
| EC126: Ngqushwa               | 688                                     | 2 027         | 4 779          | 10 206                                | 14 120        | 15 937         | 9 626                          | 5 488          | 668            |
| EC127: Nkonkobe               | 5 718                                   | 8 265         | 14 896         | 13 297                                | 15 000        | 18 345         | 9 539                          | 9 171          | 2 114          |
| EC128: Nxuba                  | 3 670                                   | 4 300         | 5 863          | 1 346                                 | 1 846         | 633            | 388                            | 403            | 216            |
| <b>DC13: Chris Hani</b>       | <b>45 765</b>                           | <b>60 059</b> | <b>89 706</b>  | <b>37 680</b>                         | <b>53 739</b> | <b>92 777</b>  | <b>84 112</b>                  | <b>71 499</b>  | <b>28 369</b>  |
| EC131: Inxuba Yethemba        | 10 134                                  | 13 643        | 17 680         | 2 130                                 | 1 874         | 642            | 745                            | 485            | 142            |
| EC132: Tsolwana               | 2 844                                   | 3 149         | 5 498          | 4 172                                 | 3 574         | 3 534          | 717                            | 1 108          | 462            |
| EC133: Inkwanca               | 3 034                                   | 4 557         | 5 991          | 987                                   | 720           | 127            | 232                            | 107            | 111            |
| EC134: Lukanji                | 20 437                                  | 25 760        | 37 365         | 10 711                                | 14 966        | 12 479         | 5 498                          | 2 854          | 1 329          |
| EC135: Intsika Yethu          | 1 741                                   | 2 507         | 3 836          | 5 443                                 | 10 974        | 26 481         | 28 183                         | 22 800         | 10 130         |
| EC136: Emalahleni             | 3 334                                   | 4 452         | 9 277          | 8 080                                 | 9 799         | 20 065         | 15 084                         | 13 029         | 2 339          |
| EC137: Engcobo                | 953                                     | 1 234         | 2 742          | 2 757                                 | 6 573         | 22 131         | 27 561                         | 25 934         | 12 341         |
| EC138: Sakhisizwe             | 3 288                                   | 4 757         | 7 318          | 3 400                                 | 5 260         | 7 317          | 6 092                          | 5 182          | 1 516          |
| <b>DC14: Joe Gqabi</b>        | <b>14 464</b>                           | <b>22 616</b> | <b>41 297</b>  | <b>19 667</b>                         | <b>26 204</b> | <b>31 123</b>  | <b>36 521</b>                  | <b>36 014</b>  | <b>25 355</b>  |
| EC141: Elundini               | 1 792                                   | 3 017         | 6 648          | 4 613                                 | 7 892         | 13 443         | 22 893                         | 22 300         | 17 763         |
| EC142: Senqu                  | 2 650                                   | 7 406         | 15 654         | 12 411                                | 13 832        | 15 212         | 12 794                         | 12 666         | 7 179          |
| EC143: Maletswai              | 5 548                                   | 5 997         | 9 709          | 896                                   | 2 706         | 2 170          | 514                            | 785            | 226            |
| EC144: Gariep                 | 4 474                                   | 6 197         | 9 286          | 1 747                                 | 1 774         | 298            | 321                            | 263            | 186            |
| <b>DC15: O.R. Tambo</b>       | <b>27 611</b>                           | <b>30 914</b> | <b>57 094</b>  | <b>25 664</b>                         | <b>49 508</b> | <b>89 337</b>  | <b>186 192</b>                 | <b>186 287</b> | <b>151 799</b> |
| EC153: Ngquza Hill            | 1 914                                   | 3 585         | 4 723          | 4 480                                 | 6 970         | 12 611         | 37 611                         | 39 650         | 38 879         |
| EC154: Port St Johns          | 754                                     | 1 495         | 2 380          | 1 247                                 | 3 932         | 8 634          | 25 051                         | 23 441         | 20 700         |
| EC155: Nyandereni             | 845                                     | 1 881         | 3 962          | 6 854                                 | 10 346        | 23 602         | 41 124                         | 42 138         | 34 083         |
| EC156: Mhlonitlo              | 2 528                                   | 2 539         | 5 725          | 5 730                                 | 11 488        | 20 975         | 31 674                         | 29 546         | 16 715         |
| EC157: King Sabata Dalindyebo | 21 569                                  | 21 413        | 40 303         | 7 354                                 | 16 771        | 23 515         | 50 732                         | 51 512         | 41 422         |



**Table 2.4.7.1: Distribution of households by type of refuse removal and municipality – 1996, 2001 and 2011**

| Municipality                | Removed by local authority/ Private Company |               | Communal/ Own refuse dump |                |                | No rubbish disposal |               |               |
|-----------------------------|---|---------------|---------------------------|----------------|----------------|---------------------|---------------|---------------|
|                             | 1996  | 2001          | 2011                      | 1996           | 2001           | 2011                | 1996          | 2001          |
| <b>DC10: Cacadu</b>         | <b>53 701</b>                               | <b>70 085</b> | <b>101 256</b>            | <b>26 203</b>  | <b>19 445</b>  | <b>2 647</b>        | <b>4 020</b>  | <b>3 220</b>  |
| EC101: Camdeboo             | 7 713                                       | 8 600         | 10 505                    | 2 131          | 1 629          | 77                  | 108           | 151           |
| EC102: Blue Crane Route     | 4 766                                       | 6 382         | 7 893                     | 2 624          | 1 522          | 183                 | 589           | 195           |
| EC103: Ikwezi               | 1 564                                       | 1 827         | 2 328                     | 889            | 519            | 8                   | 22            | 55            |
| EC104: Makana               | 13 336                                      | 15 466        | 19 162                    | 2 211          | 1 630          | 301                 | 332           | 329           |
| EC105: Ndlambe              | 7 519                                       | 11 404        | 15 637                    | 3 477          | 2 735          | 445                 | 488           | 579           |
| EC106: Sundays River Valley | 3 620                                       | 3 712         | 9 466                     | 5 411          | 4 106          | 622                 | 1 639         | 836           |
| EC107: Baviaans             | 2 094                                       | 2 537         | 3 516                     | 1 735          | 926            | 13                  | 3             | 101           |
| EC108: Kouga                | 10 555                                      | 15 143        | 24 949                    | 3 727          | 3 746          | 616                 | 556           | 566           |
| EC109: Kou-Kamma            | 2 534                                       | 5 013         | 7 800                     | 3 998          | 2 633          | 382                 | 282           | 408           |
| <b>DC12: Amathole</b>       | <b>25 825</b>                               | <b>34 707</b> | <b>39 642</b>             | <b>138 869</b> | <b>155 105</b> | <b>69 558</b>       | <b>53 491</b> | <b>36 893</b> |
| EC121: Mbhashe              | 927   | 2 058         | 2 199                     | 30 926         | 34 244         | 33 134              | 21 736        | 20 828        |
| EC122: Mquma                | 9 457                                       | 12 797        | 11 296                    | 36 769         | 46 037         | 22 820              | 16 719        | 9 798         |
| EC123: Great Kei            | 1 985                                       | 2 500         | 3 569                     | 6 196          | 5 810          | 1 659               | 2 669         | 858           |
| EC124: Amahlathi            | 4 821                                       | 5 786         | 7 117                     | 23 351         | 24 905         | 5 551               | 4 941         | 1 872         |
| EC126: Ngqushwa             | 550   | 561           | 1 539                     | 18 591         | 18 588         | 2 242               | 2 482         | 1 148         |
| EC127: Nkonkobe             | 4 500                                       | 6 874         | 8 842                     | 21 359         | 24 364         | 3 715               | 4 202         | 1 985         |
| EC128: Nxuba                | 3 584                                       | 4 130         | 5 080                     | 1 678          | 1 159          | 438                 | 741           | 404           |
| <b>DC13: Chris Hani</b>     | <b>40 844</b>                               | <b>50 758</b> | <b>61 421</b>             | <b>86 333</b>  | <b>107 951</b> | <b>57 783</b>       | <b>48 206</b> | <b>35 659</b> |
| EC131: Inxuba Yethemba      | 8 344                                       | 12 367        | 15 658                    | 2 790          | 2 179          | 991                 | 845           | 422           |
| EC132: Tsolwana             | 1 845                                       | 2 087         | 2 668                     | 4 516          | 6 384          | 934                 | 1 226         | 239           |
| EC133: Inkwanca             | 2 849                                       | 4 146         | 5 252                     | 1 080          | 817            | 202                 | 159           | 113           |
| EC134: Lukanji              | 21 051                                      | 23 164        | 29 942                    | 15 598         | 17 751         | 6 333               | 4 818         | 2 385         |
| EC135: Intsika Yethu        | 919   | 1 005         | 1 324                     | 22 122         | 26 012         | 17 500              | 13 154        | 11 897        |
| EC136: Emalahleni           | 2 517                                       | 3 017         | 2 802                     | 13 198         | 20 694         | 12 443              | 11 065        | 6 883         |
| EC137: Engcobo              | 520   | 1 069         | 1 246                     | 18 478         | 23 725         | 16 712              | 14 194        | 10 821        |
| EC138: Sakhisizwe           | 2 799                                       | 3 903         | 2 530                     | 8 551          | 10 390         | 2 668               | 2 745         | 2 899         |
| <b>DC14: Joe Gqabi</b>      | <b>14 683</b>                               | <b>19 750</b> | <b>28 226</b>             | <b>49 457</b>  | <b>54 991</b>  | <b>14 584</b>       | <b>15 628</b> | <b>13 382</b> |
| EC141: Elundini             | 2 699                                       | 3 664         | 5 194                     | 21 312         | 25 044         | 8 850               | 8 232         | 7 048         |
| EC142: Senqu                | 2 392                                       | 3 817         | 4 918                     | 24 256         | 26 965         | 5 391               | 5 831         | 5 698         |
| EC143: Maletswai            | 5 147                                       | 6 509         | 10 194                    | 1 832          | 1 355          | 167                 | 1 148         | 454           |
| EC144: Gariep               | 4 444                                       | 5 760         | 7 919                     | 2 057          | 1 627          | 175                 | 416           | 182           |



**Table 2.4.8.1: Distribution of households by type of toilet facility and municipality – 1996, 2001 and 2011**

| Municipality                | Flush / chemical toilet |               |               | Pit latrine   |               |                | Bucket toilets |               |               | No toilets    |               |               |
|-----------------------------|-------------------------|---------------|---------------|---------------|---------------|----------------|----------------|---------------|---------------|---------------|---------------|---------------|
|                             | 1996                    | 2001          | 2011          | 1996          | 2001          | 2011           | 1996           | 2001          | 2011          | 1996          | 2001          | 2011          |
|                             | <b>DC10: Cacadu</b>     | <b>33 727</b> | <b>51 941</b> | <b>93 566</b> | <b>23 242</b> | <b>21 573</b>  | <b>15 443</b>  | <b>17 823</b> | <b>14 654</b> | <b>6 292</b>  | <b>8 213</b>  | <b>12 140</b> |
| EC101: Camdeboo             | 4 713                   | 7 933         | 11 086        | 1 409         | 898           | 479            | 2 950          | 1 169         | 109           | 733           | 839           | 582           |
| EC102: Blue Crane Route     | 2 642                   | 5 118         | 8 276         | 1 196         | 928           | 410            | 3 191          | 1 920         | 277           | 999           | 1 630         | 617           |
| EC103: Ikwezi               | 591                     | 785           | 2 438         | 238           | 212           | 108            | 1 151          | 1 326         | 109           | 327           | 415           | 241           |
| EC104: Makana               | 5 788                   | 6 402         | 15 944        | 3 003         | 4 023         | 3 435          | 5 832          | 5 413         | 774           | 1 749         | 2 171         | 837           |
| EC105: Ndlambe              | 4 683                   | 8 019         | 12 036        | 5 500         | 5 164         | 5 010          | 60             | 83            | 159           | 1 141         | 2 103         | 570           |
| EC106: Sundays River Valley | 2 767                   | 3 236         | 8 747         | 5 692         | 5 296         | 3 123          | 614            | 757           | 1 066         | 882           | 1 472         | 967           |
| EC107: Baviaans             | 1 115                   | 2 212         | 3 850         | 591           | 792           | 282            | 1 385          | 780           | 167           | 498           | 490           | 214           |
| EC108: Kouga                | 8 298                   | 12 309        | 22 778        | 3 187         | 2 311         | 1 507          | 2 048          | 2 665         | 3 292         | 1 156         | 2 142         | 1 367         |
| EC109: Kou-Kamma            | 3 130                   | 5 926         | 8 412         | 2 426         | 1 949         | 1 088          | 592            | 542           | 339           | 728           | 878           | 638           |
| <b>DC12: Amathole</b>       | <b>17 944</b>           | <b>31 306</b> | <b>48 281</b> | <b>90 406</b> | <b>89 502</b> | <b>110 446</b> | <b>8 079</b>   | <b>8 490</b>  | <b>2 717</b>  | <b>84 116</b> | <b>97 770</b> | <b>40 816</b> |
| EC121: Mbashe               | 1 212                   | 3 573         | 4 619         | 12 319        | 10 212        | 20 420         | 163            | 584           | 336           | 36 810        | 40 351        | 27 288        |
| EC122: Mquma                | 7 301                   | 10 498        | 13 444        | 19 359        | 19 628        | 26 047         | 366            | 527           | 446           | 31 538        | 35 631        | 5 028         |
| EC123: Great Kei            | 1 482                   | 2 466         | 3 767         | 1 932         | 1 231         | 3 688          | 886            | 1 018         | 85            | 4 005         | 6 649         | 2 449         |
| EC124: Amahlathi            | 4 150                   | 6 725         | 8 013         | 18 947        | 20 969        | 22 027         | 174            | 163           | 89            | 5 421         | 6 221         | 2 899         |
| EC126: Ngqushwa             | 274                     | 1 473         | 1 808         | 17 894        | 17 110        | 18 097         | 203            | 164           | 27            | 2 159         | 2 888         | 1 052         |
| EC127: Nkonkobe             | 2 409                   | 4 487         | 12 245        | 19 337        | 19 729        | 19 785         | 3 402          | 3 405         | 279           | 3 395         | 4 814         | 1 701         |
| EC128: Nxuba                | 1 116                   | 2 083         | 4 385         | 618           | 622           | 382            | 2 885          | 2 628         | 1 456         | 789           | 1 215         | 398           |
| <b>DC13: Chris Hani</b>     | <b>31 063</b>           | <b>46 358</b> | <b>76 645</b> | <b>55 282</b> | <b>50 360</b> | <b>74 908</b>  | <b>12 054</b>  | <b>9 609</b>  | <b>1 909</b>  | <b>69 227</b> | <b>78 970</b> | <b>49 149</b> |
| EC131: Inxuba Yethemba      | 6 741                   | 11 016        | 16 645        | 1 135         | 805           | 498            | 3 100          | 2 516         | 120           | 2 029         | 1 665         | 926           |
| EC132: Tsolwana             | 689                     | 952           | 2 358         | 2 519         | 2 768         | 5 175          | 1 828          | 1 578         | 784           | 2 706         | 2 533         | 1 000         |
| EC133: Inkwanca             | 1 148                   | 2 473         | 5 568         | 217           | 287           | 107            | 1 866          | 1 597         | 17            | 1 024         | 1 027         | 390           |
| EC134: Lukanji              | 18 444                  | 22 940        | 35 986        | 9 875         | 11 102        | 10 604         | 1 322          | 1 269         | 103           | 6 981         | 8 269         | 3 072         |
| EC135: Intsika Yethu        | 740                     | 1 551         | 2 002         | 15 317        | 13 079        | 21 425         | 484            | 289           | 108           | 18 849        | 21 362        | 15 018        |
| EC136: Emalahleni           | 892                     | 1 716         | 6 655         | 8 958         | 7 292         | 13 715         | 2 420          | 1 921         | 287           | 14 255        | 16 351        | 10 025        |
| EC137: Engcobo              | 640                     | 2 001         | 2 956         | 9 192         | 8 495         | 15 550         | 130            | 158           | 178           | 21 342        | 23 087        | 16 204        |
| EC138: Sakhisizwe           | 1 767                   | 3 711         | 4 474         | 8 070         | 6 532         | 7 834          | 903            | 281           | 313           | 2 041         | 4 675         | 2 514         |
| <b>DC14: Joe Gqabi</b>      | <b>7 920</b>            | <b>14 589</b> | <b>29 699</b> | <b>27 502</b> | <b>27 396</b> | <b>46 294</b>  | <b>6 656</b>   | <b>7 819</b>  | <b>1 730</b>  | <b>28 436</b> | <b>35 031</b> | <b>16 738</b> |
| EC141: Elundini             | 783                     | 2 768         | 5 317         | 12 096        | 11 476        | 21 847         | 1 778          | 2 137         | 268           | 14 650        | 16 829        | 8 643         |
| EC142: Senqu                | 919                     | 3 791         | 7 068         | 14 558        | 15 386        | 23 408         | 1 519          | 2 215         | 645           | 10 713        | 12 512        | 5 924         |
| EC143: Maletswai            | 4 315                   | 4 902         | 9 503         | 327           | 183           | 747            | 654            | 624           | 70            | 1 662         | 3 779         | 1 328         |
| EC144: Gariep               | 1 903                   | 3 128         | 7 810         | 521           | 351           | 292            | 2 704          | 2 843         | 747           | 1 411         | 1 911         | 843           |

| Municipality                   | Flush / chemical toilet |                |                | Pit latrine    |                |                | Bucket toilets |               |               | No toilets     |                |                |
|--------------------------------|-------------------------|----------------|----------------|----------------|----------------|----------------|----------------|---------------|---------------|----------------|----------------|----------------|
|                                | 1996                    | 2001           | 2011           | 1996           | 2001           | 2011           | 1996           | 2001          | 2011          | 1996           | 2001           | 2011           |
| <b>DC15: O.R. Tambo</b>        | <b>18 424</b>           | <b>32 014</b>  | <b>54 694</b>  | <b>97 132</b>  | <b>90 212</b>  | <b>171 162</b> | <b>7 028</b>   | <b>3 662</b>  | <b>2 234</b>  | <b>116 968</b> | <b>140 821</b> | <b>56 479</b>  |
| EC153: Ngquza Hill             | 869                     | 3 103          | 7 285          | 23 471         | 23 101         | 37 468         | 428            | 911           | 694           | 19 209         | 23 091         | 8 100          |
| EC154: Port St Johns           | 702                     | 1 689          | 4 071          | 6 426          | 5 353          | 17 185         | 117            | 334           | 279           | 19 824         | 21 493         | 8 330          |
| EC155: Nyandeni                | 249                     | 2 370          | 3 844          | 20 838         | 18 021         | 36 672         | 442            | 281           | 523           | 27 315         | 33 693         | 16 696         |
| EC156: Mhontlo                 | 528                     | 2 678          | 3 911          | 18 589         | 17 546         | 28 247         | 999            | 678           | 250           | 19 788         | 22 671         | 9 571          |
| EC157: King Sabata Dalindyebo  | 16 076                  | 22 174         | 35 582         | 27 808         | 26 191         | 51 591         | 5 042          | 1 458         | 488           | 30 831         | 39 874         | 13 781         |
| <b>DC44: Alfred Nzo</b>        | <b>2 756</b>            | <b>15 136</b>  | <b>20 436</b>  | <b>88 498</b>  | <b>83 708</b>  | <b>114 729</b> | <b>2 121</b>   | <b>1 992</b>  | <b>840</b>    | <b>54 832</b>  | <b>63 831</b>  | <b>24 625</b>  |
| EC441: Matatiele               | 1 630                   | 6 910          | 8 227          | 28 320         | 26 011         | 31 899         | 195            | 320           | 161           | 13 780         | 13 368         | 6 187          |
| EC442: Urmzimvubu              | 593                     | 3 425          | 7 060          | 27 021         | 26 420         | 32 666         | 1 216          | 840           | 156           | 11 604         | 15 775         | 5 133          |
| EC443: Mbizana                 | 363                     | 3 574          | 2 976          | 25 891         | 23 966         | 36 091         | 300            | 321           | 366           | 14 935         | 17 924         | 6 855          |
| EC444: Ntabankulu              | 170                     | 1 227          | 2 172          | 7 266          | 7 311          | 14 072         | 409            | 510           | 156           | 14 513         | 16 763         | 6 449          |
| <b>BUF: Buffalo City</b>       | <b>107 440</b>          | <b>129 125</b> | <b>162 889</b> | <b>34 032</b>  | <b>36 200</b>  | <b>36 409</b>  | <b>2 106</b>   | <b>2 724</b>  | <b>2 620</b>  | <b>16 653</b>  | <b>23 909</b>  | <b>14 386</b>  |
| <b>NMA: Nelson Mandela Bay</b> | <b>188 864</b>          | <b>207 465</b> | <b>290 013</b> | <b>3 802</b>   | <b>6 787</b>   | <b>4 954</b>   | <b>26 832</b>  | <b>35 534</b> | <b>20 504</b> | <b>5 347</b>   | <b>11 013</b>  | <b>6 215</b>   |
| <b>Eastern Cape</b>            | <b>408 138</b>          | <b>527 935</b> | <b>776 222</b> | <b>419 896</b> | <b>405 737</b> | <b>574 346</b> | <b>82 699</b>  | <b>84 484</b> | <b>38 845</b> | <b>383 792</b> | <b>463 484</b> | <b>214 439</b> |

**Table 2.4.9: Distribution of average household income by municipality – 2001 and 2011**

| Municipality                  | 2001          | 2011          |
|-------------------------------|---------------|---------------|
| <b>DC10: Cacadu</b>           | <b>39 757</b> | <b>76 250</b> |
| EC101: Camdeboo               | 38 142        | 85 250        |
| EC102: Blue Crane Route       | 29 106        | 61 639        |
| EC103: Ikwezi                 | 33 565        | 44 663        |
| EC104: Makana                 | 43 521        | 89 694        |
| EC105: Ndlambe                | 40 084        | 78 517        |
| EC106: Sundays River Valley   | 30 953        | 56 850        |
| EC107: Baviaans               | 36 787        | 59 740        |
| EC108: Kouga                  | 50 768        | 88 429        |
| EC109: Kou-Kamma              | 35 868        | 56 977        |
| <b>DC12: Amathole</b>         | <b>18 556</b> | <b>39 476</b> |
| EC121: Mbashe                 | 15 883        | 36 157        |
| EC122: Mquma                  | 18 109        | 40 564        |
| EC123: Great Kei              | 25 414        | 47 535        |
| EC124: Amathlathi             | 22 099        | 39 062        |
| EC126: Ngqushwa               | 13 832        | 32 547        |
| EC127: Nkonkobe               | 19 684        | 42 764        |
| EC128: Nxuba                  | 25 536        | 53 229        |
| <b>DC13: Chris Hani</b>       | <b>19 689</b> | <b>48 183</b> |
| EC131: Inxuba Yethemba        | 33 405        | 81 892        |
| EC132: Tsolwana               | 23 082        | 40 787        |
| EC133: Inkwanca               | 24 657        | 50 892        |
| EC134: Lukanji                | 26 428        | 68 655        |
| EC135: Intsika Yethu          | 13 945        | 30 822        |
| EC136: Emalahleni             | 14 159        | 31 606        |
| EC137: Engcobo                | 14 737        | 36 707        |
| EC138: Sakhisizwe             | 17 152        | 50 378        |
| <b>DC14: Joe Gqabi</b>        | <b>19 565</b> | <b>45 295</b> |
| EC141: Elundini               | 17 388        | 33 775        |
| EC142: Senqu                  | 16 260        | 38 480        |
| EC143: Maletswai              | 33 098        | 82 038        |
| EC144: Gariep                 | 26 362        | 70 825        |
| <b>DC15: O.R. Tambo</b>       | <b>20 375</b> | <b>43 652</b> |
| EC153: Ngquza Hill            | 15 354        | 37 592        |
| EC154: Port St Johns          | 20 560        | 30 997        |
| EC155: Nyandeni               | 16 724        | 33 677        |
| EC156: Mhlonitlo              | 15 275        | 35 367        |
| EC157: King Sabata Dalindyebo | 27 836        | 60 017        |



| Municipality                   | 2001          | 2011           |
|--------------------------------|---------------|----------------|
| <b>DC44: Alfred Nzo</b>        | <b>16 931</b> | <b>37 147</b>  |
| EC441: Matatiele               | 17 760        | 38 561         |
| EC442: Umzimvubu               | 14 890        | 38 762         |
| EC443: Mbizana                 | 19 688        | 37 023         |
| EC444: Ntabankulu              | 14 232        | 31 446         |
| <b>BUF: Buffalo City</b>       | <b>39 917</b> | <b>97 554</b>  |
| <b>NMA: Nelson Mandela Bay</b> | <b>53 904</b> | <b>105 602</b> |
| <b>Eastern Cape</b>            | <b>29 334</b> | <b>64 550</b>  |

**Table 2.4.10.1: Distribution of female headed households by municipality – 1996, 2001 and 2011**

| Municipality                | 1996                             |                            | 2001                            |                            | 2011                            |                            | 1996                          | 2001                          | 2011                          |
|-----------------------------|----------------------------------|----------------------------|---------------------------------|----------------------------|---------------------------------|----------------------------|-------------------------------|-------------------------------|-------------------------------|
|                             | No of households headed by women | Total number of households | No of household headed by women | Total number of households | No of household headed by women | Total number of households | % of female headed households | % of female headed households | % of female headed households |
| <b>DC10: Cacadu</b>         | <b>24 657</b>                    | <b>83 291</b>              | <b>34 967</b>                   | <b>100 308</b>             | <b>48313</b>                    | <b>125 632</b>             | <b>29,6</b>                   | <b>34,9</b>                   | <b>38,5</b>                   |
| EC101: Camdeboo             | 3 244                            | 9 837                      | 3 919                           | 10 839                     | 4859                            | 12 400                     | 33,0                          | 36,2                          | 39,2                          |
| EC102: Blue Crane Route     | 2 324                            | 8 047                      | 3 119                           | 9 595                      | 3834                            | 9 761                      | 28,9                          | 32,5                          | 39,3                          |
| EC103: Ikwezi               | 723                              | 2 322                      | 900                             | 2 738                      | 1207                            | 2 915                      | 31,1                          | 32,9                          | 41,4                          |
| EC104: Makana               | 6 171                            | 16 418                     | 7 616                           | 18 009                     | 9511                            | 21 388                     | 37,6                          | 42,3                          | 44,5                          |
| EC105: Ndlambe              | 4 077                            | 11 455                     | 6 326                           | 15 370                     | 8227                            | 19 331                     | 35,6                          | 41,2                          | 42,6                          |
| EC106: Sundays River Valley | 2 436                            | 9 981                      | 3 405                           | 10 761                     | 5152                            | 14 749                     | 24,4                          | 31,6                          | 34,9                          |
| EC107: Baviaans             | 978                              | 3 614                      | 1 291                           | 4 275                      | 1652                            | 4 610                      | 27,1                          | 30,2                          | 35,8                          |
| EC108: Kouga                | 3 366                            | 14 732                     | 5 920                           | 19 427                     | 10429                           | 29 447                     | 22,8                          | 30,5                          | 35,4                          |
| EC109: Kou-Kamma            | 1 338                            | 6 884                      | 2 471                           | 9 294                      | 3442                            | 11 032                     | 19,4                          | 26,6                          | 31,2                          |
| <b>DC12: Amathole</b>       | <b>111 918</b>                   | <b>201 941</b>             | <b>124 846</b>                  | <b>227 067</b>             | <b>125983</b>                   | <b>237 776</b>             | <b>55,4</b>                   | <b>55</b>                     | <b>53,0</b>                   |
| EC121: Mbhashe              | 32 355                           | 51 014                     | 33 096                          | 54 720                     | 35034                           | 60 124                     | 63,4                          | 60,5                          | 58,3                          |
| EC122: Mquma                | 34 695                           | 58 993                     | 38 851                          | 66 285                     | 38108                           | 69 732                     | 58,8                          | 58,6                          | 54,6                          |
| EC123: Great Kei            | 3 710                            | 8 395                      | 5 391                           | 11 365                     | 4713                            | 10 310                     | 44,2                          | 47,4                          | 45,7                          |
| EC124: Amahlathi            | 14 092                           | 28 839                     | 16 661                          | 34 077                     | 16677                           | 34 159                     | 48,9                          | 48,9                          | 48,8                          |
| EC126: Ngqushwa             | 11 036                           | 20 598                     | 11 917                          | 21 634                     | 10915                           | 21 384                     | 53,6                          | 55,1                          | 51,0                          |
| EC127: Nkonkobe             | 14 009                           | 28 684                     | 16 315                          | 32 435                     | 17496                           | 35 355                     | 48,8                          | 50,3                          | 49,5                          |
| EC128: Nxuba                | 2 021                            | 5 418                      | 2 615                           | 6 549                      | 3040                            | 6 711                      | 37,3                          | 39,9                          | 45,3                          |
| <b>DC13: Chris Hani</b>     | <b>90 434</b>                    | <b>168 754</b>             | <b>99 313</b>                   | <b>185 297</b>             | <b>108777</b>                   | <b>210 852</b>             | <b>53,6</b>                   | <b>53,6</b>                   | <b>51,6</b>                   |
| EC131: Inxuba Yethemba      | 4 038                            | 13 048                     | 5 908                           | 16 002                     | 7546                            | 18 463                     | 30,9                          | 36,9                          | 40,9                          |
| EC132: Tsolwana             | 3 681                            | 7 757                      | 3 882                           | 7 830                      | 4623                            | 9 494                      | 47,5                          | 49,6                          | 48,7                          |
| EC133: Inkwanca             | 1 833                            | 4 262                      | 2 434                           | 5 385                      | 2779                            | 6 228                      | 43,0                          | 45,2                          | 44,6                          |
| EC134: Lukanji              | 17 304                           | 36 834                     | 21 727                          | 43 580                     | 24863                           | 51 173                     | 47,0                          | 49,9                          | 48,6                          |
| EC135: Intsika Yethu        | 21 802                           | 35 685                     | 21 575                          | 36 281                     | 22077                           | 40 448                     | 61,1                          | 59,5                          | 54,6                          |
| EC136: Emalahleni           | 15 880                           | 26 722                     | 15 689                          | 27 280                     | 17045                           | 31 681                     | 59,4                          | 57,5                          | 53,8                          |

| Municipality                   | 1996                             |                            | 2001                            |                            | 2011                            |                            | 1996                          | 2001                          | 2011                          |
|--------------------------------|----------------------------------|----------------------------|---------------------------------|----------------------------|---------------------------------|----------------------------|-------------------------------|-------------------------------|-------------------------------|
|                                | No of households headed by women | Total number of households | No of household headed by women | Total number of households | No of household headed by women | Total number of households | % of female headed households | % of female headed households | % of female headed households |
| EC137: Engcobo                 | 18 269                           | 31 569                     | 19 800                          | 33 740                     | 21466                           | 37 214                     | 57,9                          | 58,7                          | 57,7                          |
| EC138: Sakhisizwe              | 7 628                            | 12 876                     | 8 297                           | 15 199                     | 8379                            | 16 151                     | 59,2                          | 54,6                          | 51,9                          |
| <b>DC14: Joe Gqabi</b>         | <b>38 251</b>                    | <b>71 162</b>              | <b>43 651</b>                   | <b>84 835</b>              | <b>48193</b>                    | <b>97 775</b>              | <b>53,8</b>                   | <b>51,5</b>                   | <b>49,3</b>                   |
| EC141: Elundini                | 17 682                           | 29 549                     | 18 610                          | 33 209                     | 19711                           | 37 854                     | 59,8                          | 56                            | 52,1                          |
| EC142: Senqu                   | 15 534                           | 28 056                     | 17 696                          | 33 904                     | 19212                           | 38 046                     | 55,4                          | 52,2                          | 50,5                          |
| EC143: Maleswai                | 2 643                            | 6 990                      | 4 160                           | 9 488                      | 5330                            | 12 105                     | 37,8                          | 43,8                          | 44,0                          |
| EC144: Gatiëp                  | 2 392                            | 6 567                      | 3 185                           | 8 234                      | 3940                            | 9 770                      | 36,4                          | 38,7                          | 40,3                          |
| <b>DC15: O.R. Tambo</b>        | <b>147 751</b>                   | <b>241 974</b>             | <b>161 070</b>                  | <b>266 709</b>             | <b>172742</b>                   | <b>298 229</b>             | <b>61,1</b>                   | <b>60,4</b>                   | <b>57,9</b>                   |
| EC153: Ngquza Hill             | 27 600                           | 44 285                     | 31 463                          | 50 206                     | 33236                           | 56 213                     | 62,3                          | 62,7                          | 59,1                          |
| EC154: Port St Johns           | 17 692                           | 27 281                     | 18 548                          | 28 869                     | 19066                           | 31 715                     | 64,9                          | 64,2                          | 60,1                          |
| EC155: Nyandeni                | 29 854                           | 49 416                     | 32 856                          | 54 365                     | 35499                           | 61 647                     | 60,4                          | 60,4                          | 57,6                          |
| EC156: Mhlonlo                 | 24 566                           | 40 282                     | 26 568                          | 43 573                     | 24690                           | 43 414                     | 61,0                          | 61                            | 56,9                          |
| EC157: King Sabata Dalindyebo  | 48 038                           | 80 711                     | 51 636                          | 89 697                     | 60252                           | 105 240                    | 59,5                          | 57,6                          | 57,3                          |
| <b>DC44: Alfred Nzo</b>        | <b>95 642</b>                    | <b>149 321</b>             | <b>100 460</b>                  | <b>164 667</b>             | <b>99523</b>                    | <b>169 261</b>             | <b>64,1</b>                   | <b>61</b>                     | <b>58,8</b>                   |
| EC441: Matatiele               | 27 566                           | 44 237                     | 26 570                          | 46 610                     | 27378                           | 49 527                     | 62,3                          | 57                            | 55,3                          |
| EC442: Umzimvubu               | 26 175                           | 40 717                     | 28 608                          | 46 460                     | 27514                           | 46 891                     | 64,3                          | 61,6                          | 58,7                          |
| EC443: Mbizana                 | 28 096                           | 41 872                     | 29 310                          | 45 785                     | 29893                           | 48 447                     | 67,1                          | 64                            | 61,7                          |
| EC444: Ntbankulu               | 13 805                           | 22 494                     | 15 972                          | 25 812                     | 14739                           | 24 397                     | 61,4                          | 61,9                          | 60,4                          |
| <b>BUF: Buffalo City</b>       | <b>65 165</b>                    | <b>161 167</b>             | <b>89 651</b>                   | <b>191 958</b>             | <b>102 316</b>                  | <b>223 568</b>             | <b>40,4</b>                   | <b>46,7</b>                   | <b>45,8</b>                   |
| <b>NMA: Nelson Mandela Bay</b> | <b>73 155</b>                    | <b>225 677</b>             | <b>100 065</b>                  | <b>260 799</b>             | <b>131 757</b>                  | <b>324 292</b>             | <b>32,4</b>                   | <b>38,4</b>                   | <b>40,6</b>                   |
| <b>Eastern Cape</b>            | <b>646 973</b>                   | <b>1 303 287</b>           | <b>754 023</b>                  | <b>1 481 640</b>           | <b>837 605</b>                  | <b>1 687 385</b>           | <b>49,6</b>                   | <b>50,9</b>                   | <b>49,6</b>                   |

**Table 2.4.11.1: Distribution of child headed (0-17 years) households by municipality – 1996, 2001 and 2011**

| Municipality                | 1996                          |                  |                              | 2001                          |                  |                              | 2011                          |                  |                              |
|-----------------------------|-------------------------------|------------------|------------------------------|-------------------------------|------------------|------------------------------|-------------------------------|------------------|------------------------------|
|                             | Households headed by children | Total households | % of child headed households | Households headed by children | Total households | % of child headed households | Households headed by children | Total households | % of child headed households |
| <b>DC10: Cacadu</b>         | <b>368</b>                    | <b>83 291</b>    | <b>0,4</b>                   | <b>333</b>                    | <b>100 308</b>   | <b>0,3</b>                   | <b>370</b>                    | <b>125 632</b>   | <b>0,3</b>                   |
| EC101: Camdeboo             | 86                            | 9 837            | 0,9                          | 49                            | 10 839           | 0,5                          | 36                            | 12 400           | 0,3                          |
| EC102: Blue Crane Route     | 31                            | 8 047            | 0,4                          | 52                            | 9 595            | 0,5                          | 40                            | 9 761            | 0,4                          |
| EC103: Ikwezi               | 13                            | 2 322            | 0,6                          | 8                             | 2 738            | 0,3                          | 8                             | 2 915            | 0,3                          |
| EC104: Makana               | 50                            | 16 418           | 0,3                          | 68                            | 18 009           | 0,4                          | 70                            | 21 388           | 0,3                          |
| EC105: Ndlambe              | 38                            | 11 455           | 0,3                          | 49                            | 15 370           | 0,3                          | 47                            | 19 331           | 0,2                          |
| EC106: Sundays River Valley | 63                            | 9 981            | 0,6                          | 20                            | 10 761           | 0,2                          | 41                            | 14 749           | 0,3                          |
| EC107: Baviaans             | 23                            | 3 614            | 0,6                          | 13                            | 4 275            | 0,3                          | 12                            | 4 610            | 0,3                          |
| EC108: Kouga                | 39                            | 14 732           | 0,3                          | 48                            | 19 427           | 0,2                          | 88                            | 29 447           | 0,3                          |
| EC109: Kou-Kamma            | 26                            | 6 884            | 0,4                          | 26                            | 9 294            | 0,3                          | 28                            | 11 032           | 0,3                          |
| <b>DC12: Amathole</b>       | <b>3 642</b>                  | <b>201 941</b>   | <b>1,8</b>                   | <b>3 549</b>                  | <b>227 067</b>   | <b>1,6</b>                   | <b>2 596</b>                  | <b>237 776</b>   | <b>1,1</b>                   |
| EC121: Mbashe               | 1 244                         | 51 014           | 2,4                          | 1 054                         | 54 720           | 1,9                          | 1 055                         | 60 124           | 1,8                          |
| EC122: Mnquma               | 1 325                         | 58 993           | 2,2                          | 1 390                         | 66 285           | 2,1                          | 953                           | 69 732           | 1,4                          |
| EC123: Great Kei            | 99                            | 8 395            | 1,2                          | 147                           | 11 365           | 1,3                          | 57                            | 10 310           | 0,6                          |
| EC124: Amahlathi            | 356                           | 28 839           | 1,2                          | 328                           | 34 077           | 1,0                          | 212                           | 34 159           | 0,6                          |
| EC126: Ngqushwa             | 304                           | 20 598           | 1,5                          | 307                           | 21 634           | 1,4                          | 129                           | 21 384           | 0,6                          |
| EC127: Nkonkobe             | 272                           | 28 684           | 0,9                          | 273                           | 32 435           | 0,8                          | 168                           | 35 355           | 0,5                          |
| EC128: Nxuba                | 43                            | 5 418            | 0,8                          | 50                            | 6 549            | 0,8                          | 22                            | 6 711            | 0,3                          |
| <b>DC13: Chris Hani</b>     | <b>3 502</b>                  | <b>168 754</b>   | <b>2,1</b>                   | <b>2 740</b>                  | <b>185 297</b>   | <b>1,5</b>                   | <b>1 995</b>                  | <b>210 852</b>   | <b>0,9</b>                   |
| EC131: Inxuba Yethemba      | 110                           | 13 048           | 0,8                          | 89                            | 16 002           | 0,6                          | 63                            | 18 463           | 0,3                          |
| EC132: Tsolwana             | 130                           | 7 757            | 1,7                          | 110                           | 7 830            | 1,4                          | 86                            | 9 494            | 0,9                          |
| EC133: Inkwanca             | 35                            | 4 262            | 0,8                          | 40                            | 5 385            | 0,7                          | 40                            | 6 228            | 0,6                          |
| EC134: Lukanji              | 356                           | 36 834           | 1,0                          | 386                           | 43 580           | 0,9                          | 343                           | 51 173           | 0,7                          |
| EC135: Intsika Yethu        | 970                           | 35 685           | 2,7                          | 721                           | 36 281           | 2,0                          | 410                           | 40 448           | 1,0                          |
| EC136: Emalahleni           | 704                           | 26 722           | 2,6                          | 465                           | 27 280           | 1,7                          | 301                           | 31 681           | 1,0                          |
| EC137: Engcobo              | 851                           | 31 569           | 2,7                          | 704                           | 33 740           | 2,1                          | 607                           | 37 214           | 1,6                          |
| EC138: Sakhisizwe           | 348                           | 12 876           | 2,7                          | 225                           | 15 199           | 1,5                          | 145                           | 16 151           | 0,9                          |
| <b>DC14: Joe Gqabi</b>      | <b>1 771</b>                  | <b>71 162</b>    | <b>2,5</b>                   | <b>1 759</b>                  | <b>84 835</b>    | <b>2,1</b>                   | <b>1 176</b>                  | <b>97 775</b>    | <b>1,2</b>                   |
| EC141: Elundini             | 893                           | 29 549           | 3,0                          | 781                           | 33 209           | 2,4                          | 540                           | 37 854           | 1,4                          |
| EC142: Senqu                | 757                           | 28 056           | 2,7                          | 804                           | 33 904           | 2,4                          | 503                           | 38 046           | 1,3                          |
| EC143: Maletswai            | 63                            | 6 990            | 0,9                          | 109                           | 9 488            | 1,1                          | 78                            | 12 105           | 0,6                          |
| EC144: Gariep               | 58                            | 6 567            | 0,9                          | 64                            | 8 234            | 0,8                          | 55                            | 9 770            | 0,6                          |

| Municipality                   | 1996                          |                  |                              | 2001                          |                  |                              | 2011                          |                  |                              |
|--------------------------------|-------------------------------|------------------|------------------------------|-------------------------------|------------------|------------------------------|-------------------------------|------------------|------------------------------|
|                                | Households headed by children | Total households | % of child headed households | Households headed by children | Total households | % of child headed households | Households headed by children | Total households | % of child headed households |
| <b>DC15: O.R. Tambo</b>        | <b>6 143</b>                  | <b>241 974</b>   | <b>2,5</b>                   | <b>5 331</b>                  | <b>266 709</b>   | <b>2,0</b>                   | <b>5 596</b>                  | <b>298 229</b>   | <b>1,9</b>                   |
| EC153: Ngquza Hill             | 1 188                         | 44 285           | 2,7                          | 1 121                         | 50 206           | 2,2                          | 1 151                         | 56 213           | 2,0                          |
| EC154: Port St Johns           | 755                           | 27 281           | 2,8                          | 632                           | 28 869           | 2,2                          | 815                           | 31 715           | 2,6                          |
| EC155: Nyandeni                | 1 326                         | 49 416           | 2,7                          | 1 096                         | 54 365           | 2,0                          | 1 148                         | 61 647           | 1,9                          |
| EC156: Mhlonito                | 881                           | 40 282           | 2,2                          | 900                           | 43 573           | 2,1                          | 665                           | 43 414           | 1,5                          |
| EC157: King Sabata Dalindyebo  | 1 992                         | 80 711           | 2,5                          | 1 582                         | 89 697           | 1,8                          | 1 816                         | 105 240          | 1,7                          |
| <b>DC44: Alfred Nzo</b>        | <b>4 658</b>                  | <b>149 321</b>   | <b>3,1</b>                   | <b>3 749</b>                  | <b>164 667</b>   | <b>2,3</b>                   | <b>3 164</b>                  | <b>169 261</b>   | <b>1,9</b>                   |
| EC441: Matatiele               | 1 557                         | 44 237           | 3,5                          | 1 111                         | 46 610           | 2,4                          | 910                           | 49 527           | 1,8                          |
| EC442: Umzimvubu               | 1 243                         | 40 717           | 3,1                          | 1 209                         | 46 460           | 2,6                          | 785                           | 46 891           | 1,7                          |
| EC443: Mbizana                 | 1 332                         | 41 872           | 3,2                          | 975                           | 45 785           | 2,1                          | 1 042                         | 48 447           | 2,2                          |
| EC444: Ntabankulu              | 526                           | 22 494           | 2,3                          | 454                           | 25 812           | 1,8                          | 427                           | 24 397           | 1,8                          |
| <b>BUF: Buffalo City</b>       | <b>894</b>                    | <b>161 167</b>   | <b>0,6</b>                   | <b>1 196</b>                  | <b>191 958</b>   | <b>0,6</b>                   | <b>990</b>                    | <b>223 568</b>   | <b>0,4</b>                   |
| <b>NMA: Nelson Mandela Bay</b> | <b>658</b>                    | <b>225 677</b>   | <b>0,3</b>                   | <b>552</b>                    | <b>260 799</b>   | <b>0,2</b>                   | <b>824</b>                    | <b>324 292</b>   | <b>0,3</b>                   |
| <b>Eastern Cape</b>            | <b>21 637</b>                 | <b>1 303 287</b> | <b>1,7</b>                   | <b>19 210</b>                 | <b>1 481 640</b> | <b>1,3</b>                   | <b>16 712</b>                 | <b>1 687 385</b> | <b>1,0</b>                   |