

## CONTENTS

HEADLINES  
ECONOMIC INDICATORS  
FEATURE ARTICLE

INFOGRAPHIC OF THE MONTH  
PROVINCIAL SNAPSHOT  
CONTACT US

Your monthly update on South Africa's economic indicators

### Headlines

Mining loses shine for the  
second year in a row  
Page 1

### Infographics

Making rands and sense of  
price data  
Page 4

### Provincial snapshot

Where is industrial activity  
concentrated?  
Page 5

### South Africa slips into recession (again) Page 3



## Economic headlines

### Mining loses shine for the second year in a row




Rain, emission laws and industrial action all affected mining production in 2019 (click [here](#) to read more).

### Inflation quickens for a second month



Inflation now sits smack bang on the midpoint of the Reserve Bank's monetary policy target range (click [here](#) to read more).

### Millennials vs Generation X'ers



How do these two generations compare in terms of education? (click [here](#) to read more).

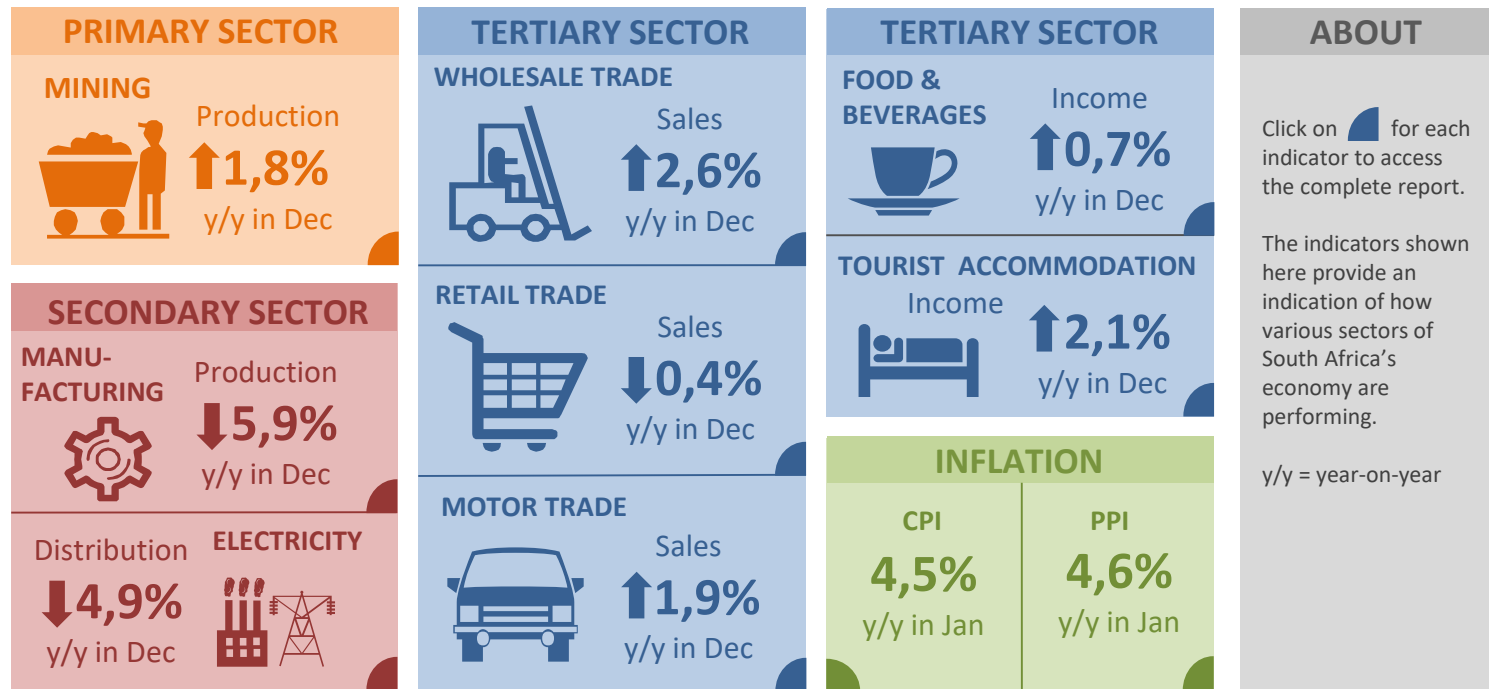
### How unequal is our nation?



Four facts about inequality in South Africa (click [here](#) to read more).

Click [here](#) to browse more headlines.

## Monthly economic indicators



## Feature article

### South Africa slips into recession

The South African economy contracted by 1,4% in the fourth quarter of 2019, following a contraction of 0,8% (revised) in the third quarter.

Transport and trade were the main drags on overall activity, according to the latest gross domestic product (GDP) figures.

Seven of the ten industries contracted in the fourth quarter. Finance, mining and personal services managed to keep their heads above water, but this was not enough to prevent the economy from sliding into its third recession since 1994.

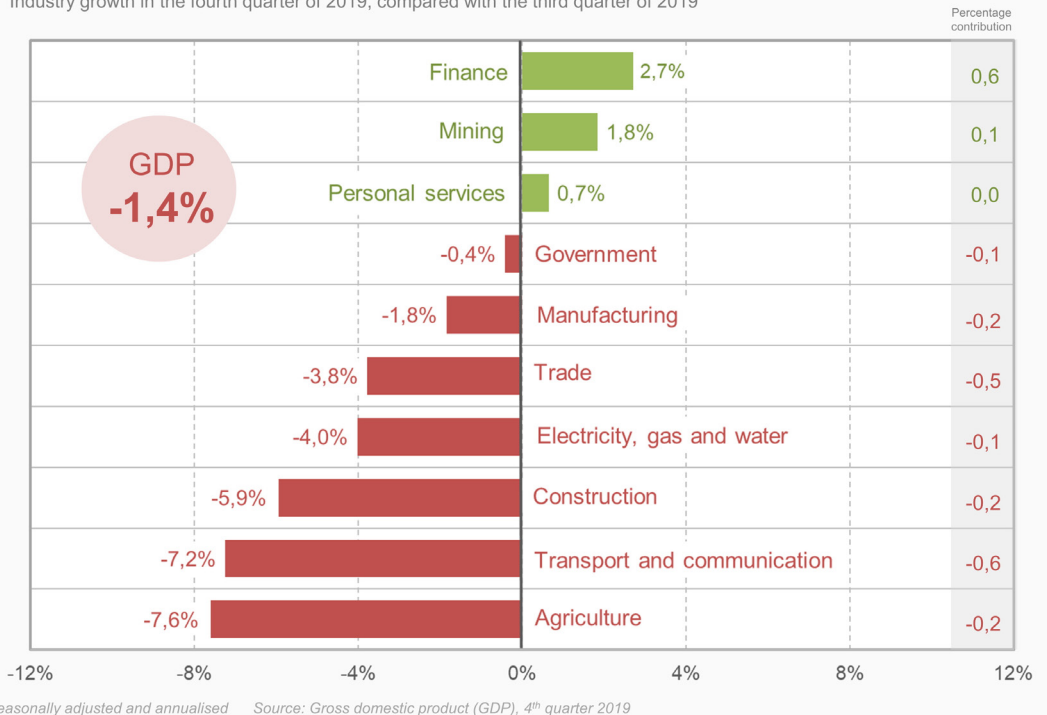
A decline in both freight and passenger transport dampened growth in the transport and communication industry, which slumped by 7,2%.

A fall in motor trade, wholesale and accommodation dragged the trade industry lower by 3,8%.

Click [here](#) to read more.

### How did South African industries perform in the fourth quarter of 2019?

Industry growth in the fourth quarter of 2019, compared with the third quarter of 2019



stats sa

Department:  
Statistics South Africa  
REPUBLIC OF SOUTH AFRICA



## Infographic of the month

### Making rands and sense of price data

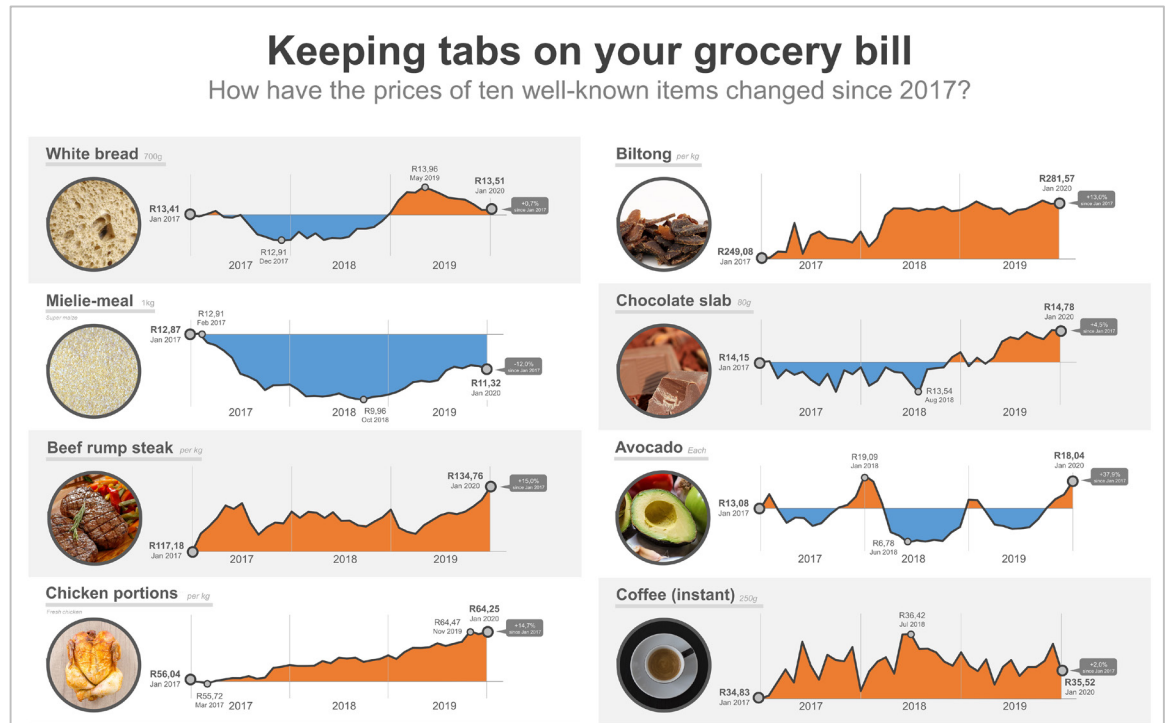
How much do South Africans pay for groceries? Stats SA has released a list with prices of 191 popular retail items.

Pulled from that list, each item in this graphic has its own unique story. The national average price of a loaf of white bread has wandered up and down since January 2017, dropping to a low in December of that year and peaking in May 2019.

The average price of R13,51 for a loaf in January 2020 was only 10c higher than three years earlier.

Meat prices have increased notably. A kilogram of juicy rump steak is 15% more expensive than it was in January 2017.

Click [here](#) to read more.



stats sa

Department:  
Statistics South Africa  
REPUBLIC OF SOUTH AFRICA



## Provincial snapshot

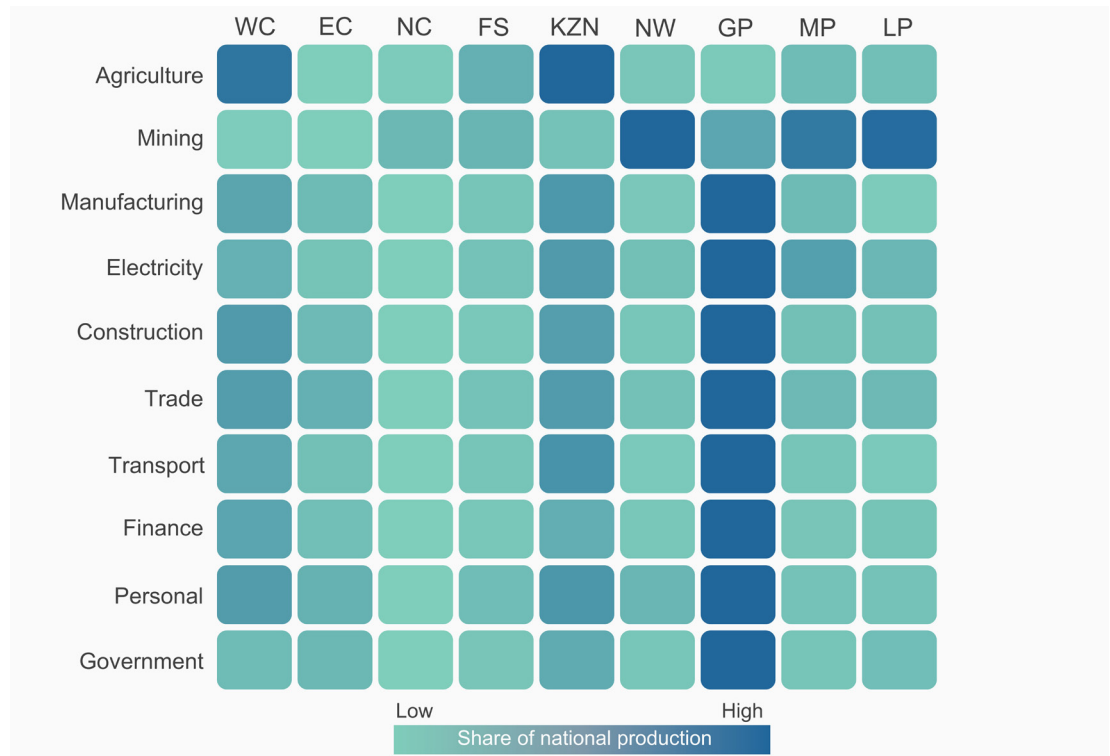
### Where is industrial activity concentrated?

The latest gross domestic product (GDP) figures shed light on the provincial makeup of the South African economy, providing an update for the year 2018.

The ten industries driving the economy are concentrated in different provinces. The South African agriculture industry, for example, is concentrated mostly in Western Cape and KwaZulu-Natal.

Industrial activity for eight industries is concentrated in Gauteng, the economic powerhouse of the national economy.

For more information on provincial economies, see slides 43 to 47 of the latest GDP media presentation, available [here](#).



## Contact us

Head Office  
ISibalo House, Koch Street  
Salvokop, Pretoria  
0002

Private Bag X44  
Pretoria 0001  
South Africa

Main switchboard  
Tel: +27 12 310 8911  
User Information Services  
Tel: +27 12 310 8600

Click [here](#) for contact details for provincial offices and subject experts.



E-mail: [info@statssa.gov.za](mailto:info@statssa.gov.za)  
Website: [www.statssa.gov.za](http://www.statssa.gov.za)

 Stats SA

 @StatsSA

 Statistics South Africa

 <https://soundcloud.com/statssa>

 <http://www.slideshare.net/StatsSA>

Read more editions of Stats Biz [here](#).



stats sa

Department:  
Statistics South Africa  
REPUBLIC OF SOUTH AFRICA

