

## Headlines

SA's population  
climbs to 55,9 million  
Page 1

## Infographics

The gender gap in  
municipalities  
Page 4

## Provincial snapshot

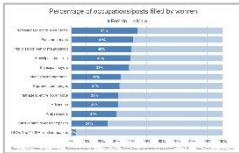
Where are the bucket toilets?  
Page 5

## Five facts about Stats SA's new home Page 3




## Economic headlines: August 2016

### The gender gap in municipalities



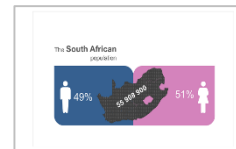
How representative are mayoral, managerial and councillor positions? (Click [here](#) to read more.)

### A breakdown of the EBA financial pie



Which of SA's 232 extra-budgetary accounts receive the most income? (Click [here](#) to read more.)

### SA's population climbs to 55,9 million



Latest estimates show a gradual decline in AIDS-related deaths between 2006 and 2016 (Click [here](#) to read more.)

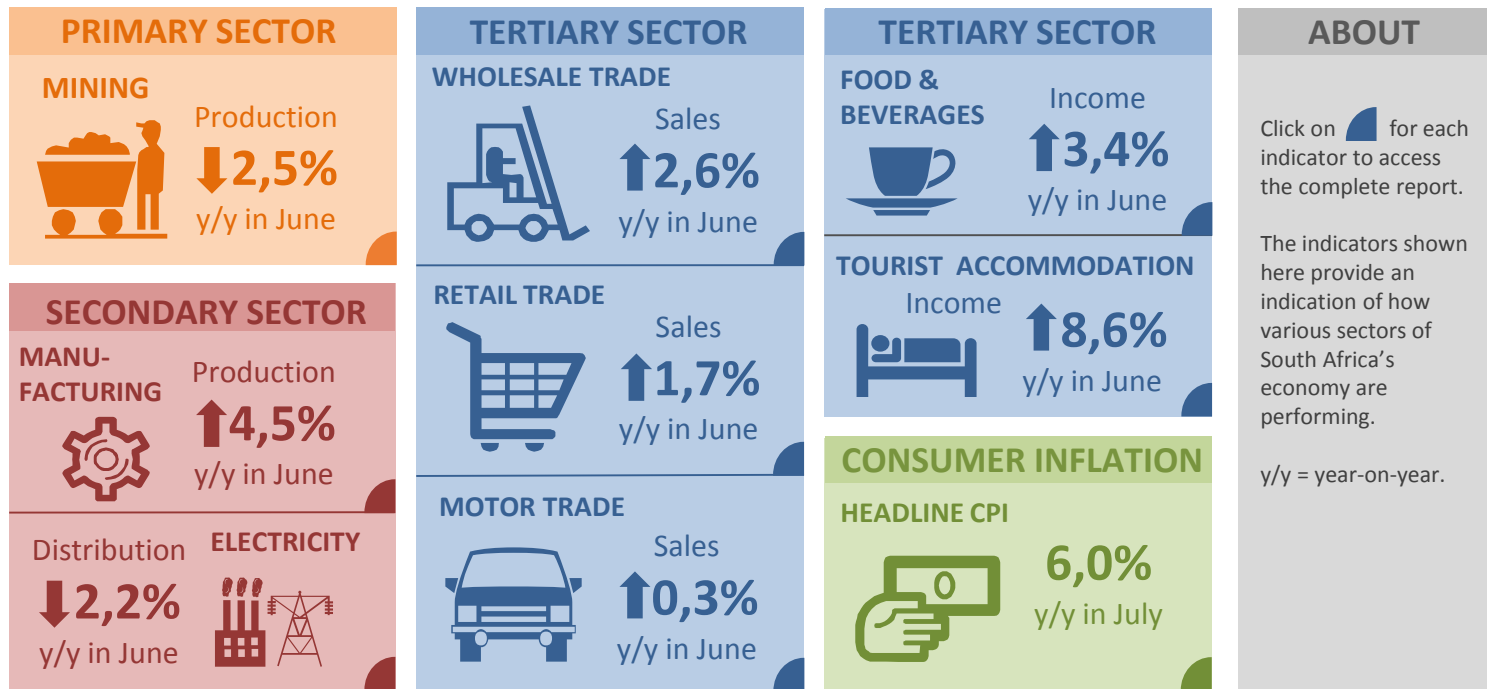
### Electricity tariffs squeeze municipal finances



Electricity tariff regulation is placing strain on the financial viability of municipalities (Click [here](#) to read more.)

Click [here](#) to browse more headlines.

## Economic indicators



## Five facts about Stats SA's new home

Stats SA opened for business in its new building on 29 August. Located on Koch street in Salvokop, Pretoria, the office complex is now home to 1 900 head office staff.

Interesting facts about Stats SA's new home:

- The offices are in close proximity to Freedom Park and Pretoria railway station.
- The move centralised Stats SA's operations that were previously housed in four buildings across the city.
- The total cost of construction was R1,4 billion.
- Construction took two years to complete.
- The office complex includes the Nzasm Village, a historical site with restored railway buildings built over 100 years ago.





## Infographic of the month

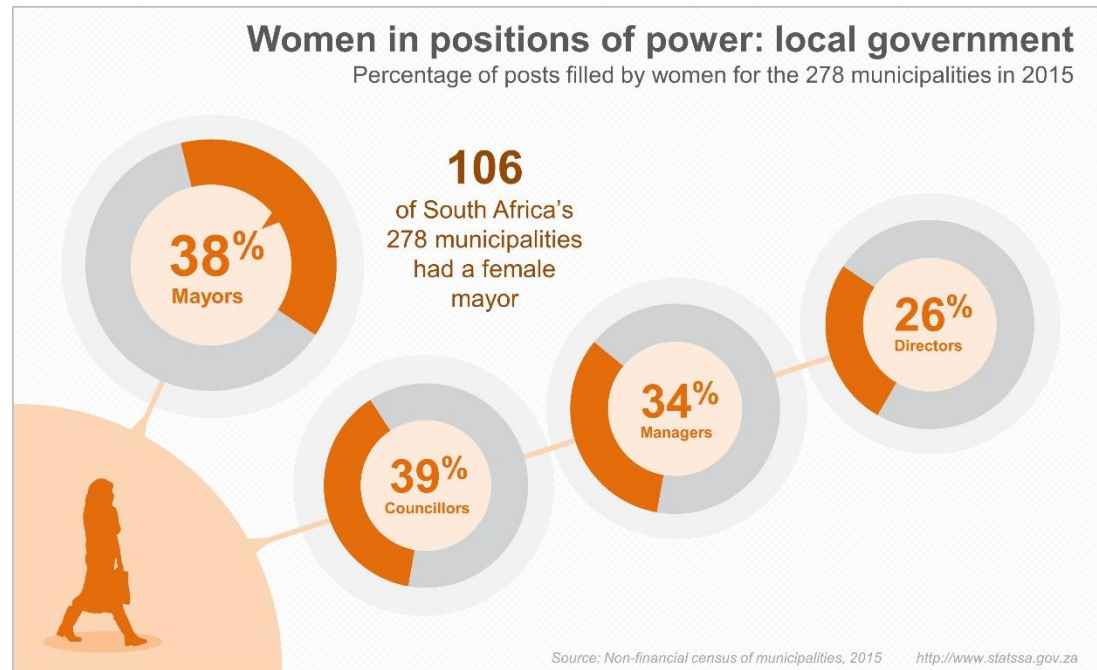
August was Women's Month. In recognition, Stats SA takes a look at data on gender representation in local government, focusing on mayoral, managerial and councillor positions.

In 2015, 277 of South Africa's 278 municipalities had a sitting mayor, 106 (38%) of whom were women. This is according to Stats SA's latest *Non-financial census of municipalities* report. Limpopo had the highest representation, with 18 of its 30 (60%) municipalities headed by a female mayor.

Nationally, only 26% of directors (413 of 1 567 posts) were women, compared with 34% of lower management (3 199 of 9 447 posts).

In 2015, there were 9 676 councillors nationwide, 3 792 (39%) of whom were female.

Click [here](#) to read more.



## Provincial snapshot

### Bucket toilets

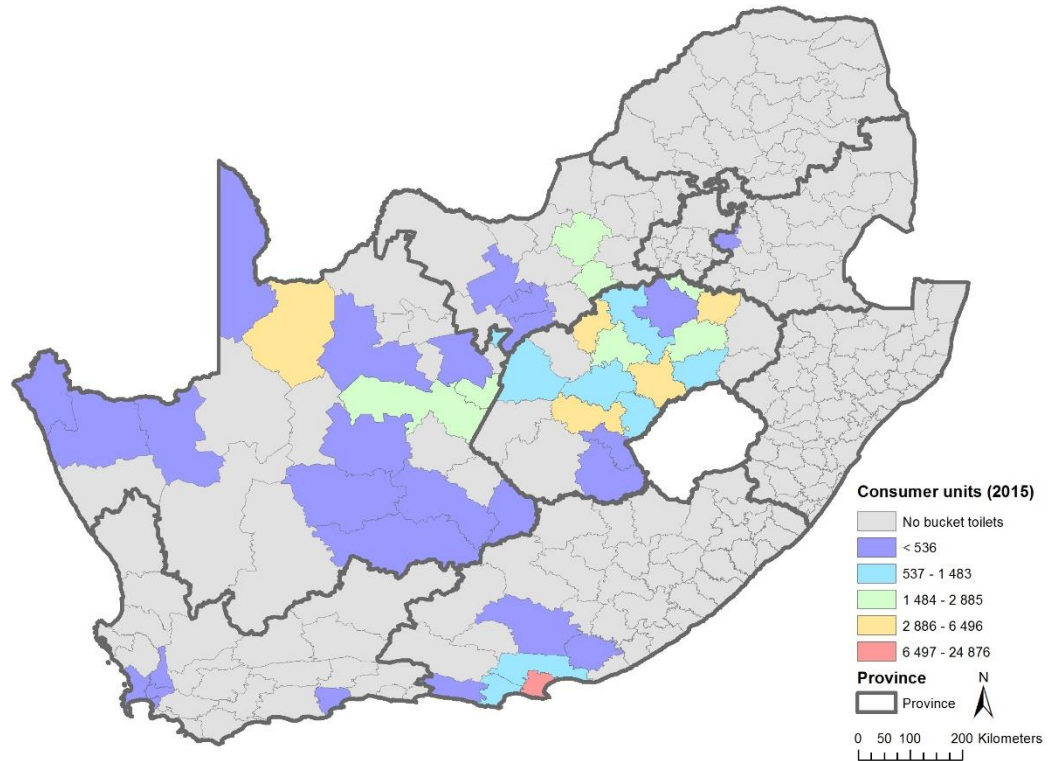
Bucket toilets remain a reality for many South Africans. Stats SA's latest *Non-financial census of municipalities* report shows that 80 199 consumer units in six provinces used a bucket toilet system in 2015.

Free State had the highest number (32 551 consumer units), followed by Eastern Cape (28 757), Northern Cape (11 779) and North West (6 184).

Nelson Mandela Bay in Eastern Cape had 24 876 consumer units using a bucket toilet, 31% of the national total.

Over the period 2014 to 2015, Free State was the only province that showed a rise in the provision of the bucket toilet system. All other provinces showed a decline.

Download the full report [here](#).



## Contact us

Head Office  
ISibalo House, Koch Street  
Salvokop, Pretoria  
0002

Private Bag X44  
Pretoria 0001  
South Africa

Main switchboard  
Tel: +27(12) 310 8911  
User Information Services  
+27(12) 310 8600

Click [here](#) for contact details for  
provincial offices and subject  
experts.



Email: [info@statssa.gov.za](mailto:info@statssa.gov.za)  
Website: [www.statssa.gov.za](http://www.statssa.gov.za)



Stats SA



@StatsSA

Statistics South Africa app:



Download on the  
App Store

Read more editions of Stats Biz [here](#)



# South Africa Demographic and Health Survey (SADHS): May to November 2016

# SADHS

South Africa Demographic and Health Survey  
2016

This survey is a nationally-representative household survey aimed at providing a better understanding of the health status of the population of South Africa. The information collected will assist the Department of Health to plan and prioritise health and service delivery programmes. The survey will be done in collaboration with the Department of Health and the South African Medical Research Council.



012 310 8600



[www.statssa.gov.za](http://www.statssa.gov.za)  
[www.health.gov.za](http://www.health.gov.za)



StatsSA  
HealthZA



@statssa  
@HealthZA



## health

Department:  
Health  
**REPUBLIC OF SOUTH AFRICA**



Statistics  
South Africa



The South Africa I know, the home I understand



**Stats SA appeals to sampled households to participate in these surveys and cooperate with our fieldworkers by providing accurate information.**