

CONTENTS

HEADLINES
ECONOMIC INDICATORS
FEATURE ARTICLE

INFOGRAPHIC OF THE MONTH
PROVINCIAL SNAPSHOT
CONTACT US

Your monthly update on South Africa's economic indicators

Infographics

What is increasing the cost of
your grocery bill?

Page 4

Headlines

How the weather affects
electricity usage


Page 1

Indicators

Consumer inflation slows
to 6,3%

Page 2

Where are small businesses making a contribution? Page 3

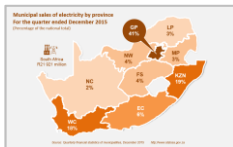


Statistics
South Africa



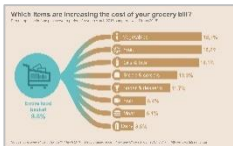
Economic headlines: April 2016

Take the weather with you



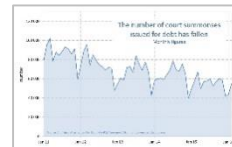
The change in seasons affects how we use electricity, according to data from one of Stats SA's reports. (Click [here](#) to read more.)

Household budgets in a pickle



Latest data show which food items have been driving up your grocery bill. (Click [here](#) to read more.)

Not such a deadbeat



Despite worsening economic conditions, South Africans seem to be coping with their debt. (Click [here](#) to read more.)

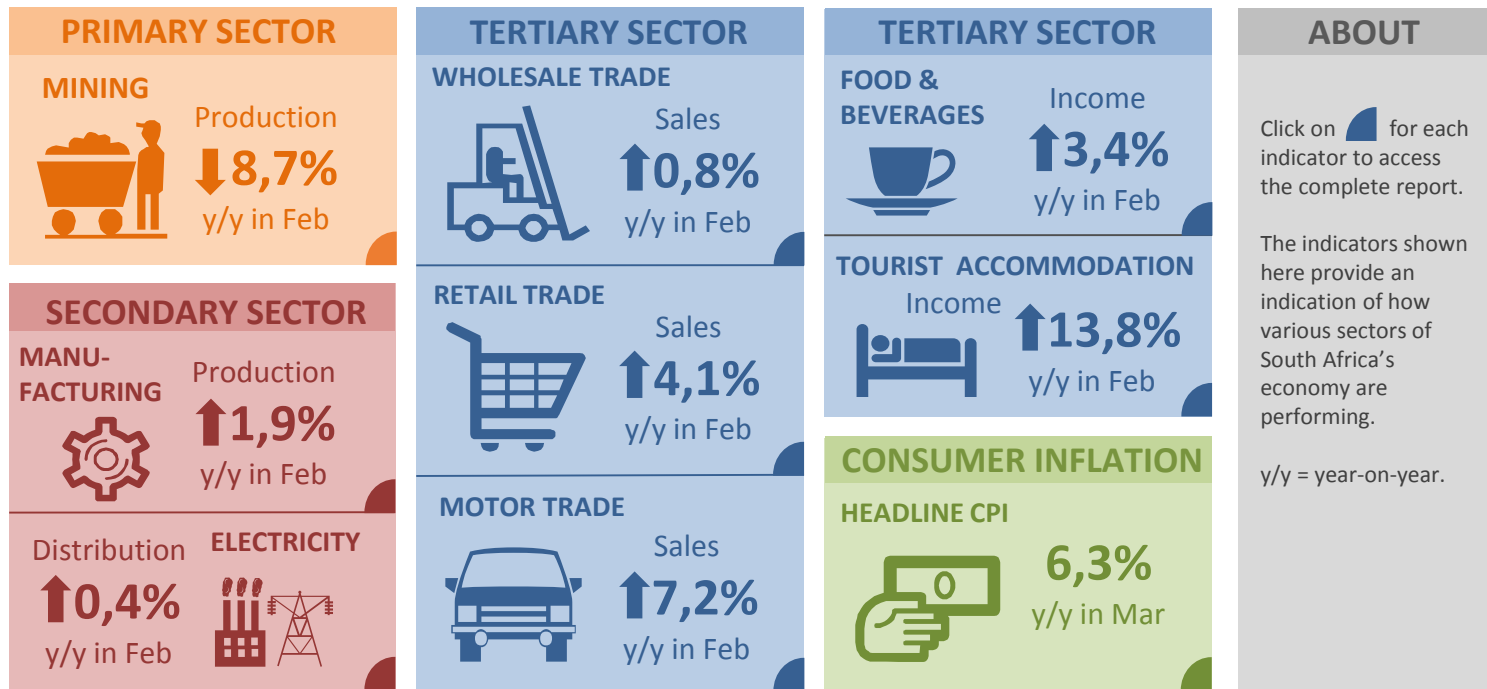
Mining: winners and losers of 2015



How did gold, coal, platinum and iron ore production do last year? (Click [here](#) to read more.)

Click [here](#) to browse more headlines.

Economic indicators: April 2016



Small fry, big impact

It is often said that small businesses hold the key to economic growth. Recently released data paint an interesting picture of where small businesses are making a substantial contribution.

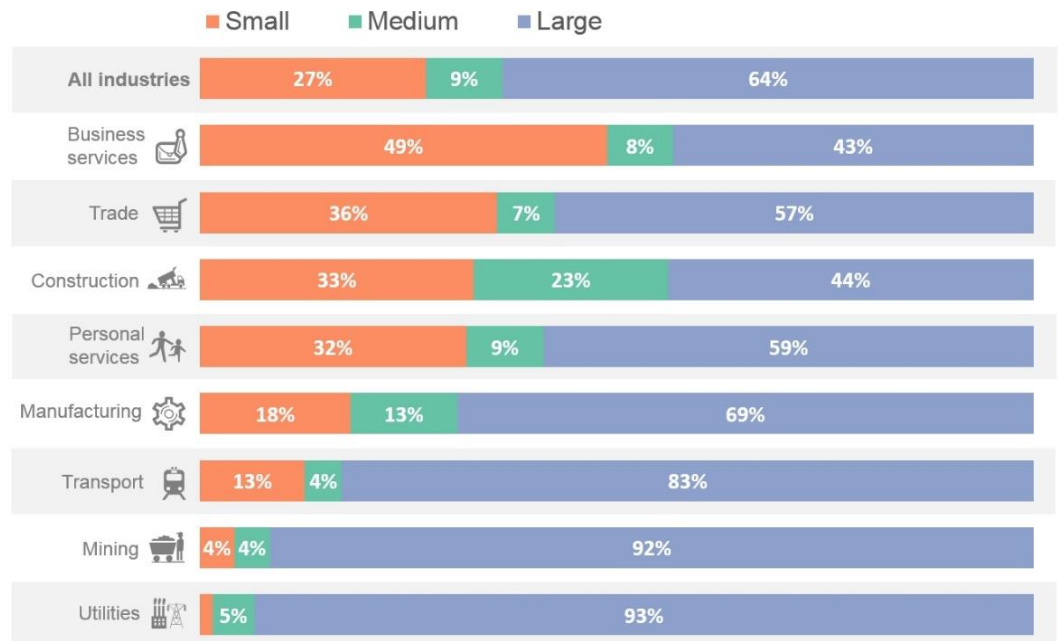
Notice in the chart how large businesses dominate turnover in the mining and utility industries? The utility industry in particular is dominated by a few large companies; think of how Eskom generates the bulk – to be more precise, 93% – of the nation's electricity to the national grid.

Small businesses, however, are playing the field pretty well in the business services, trade and construction industries.

Click [here](#) to read the complete article.

Where are small businesses making a contribution?

Percentage of turnover in each industry by business size. For the private sector. December 2015 quarter



*Different turnover cut-off points are used in each industry to classify small, medium and large enterprises
Source: Quarterly financial statistics (P0044), December 2015 <http://www.statssa.gov.za>*

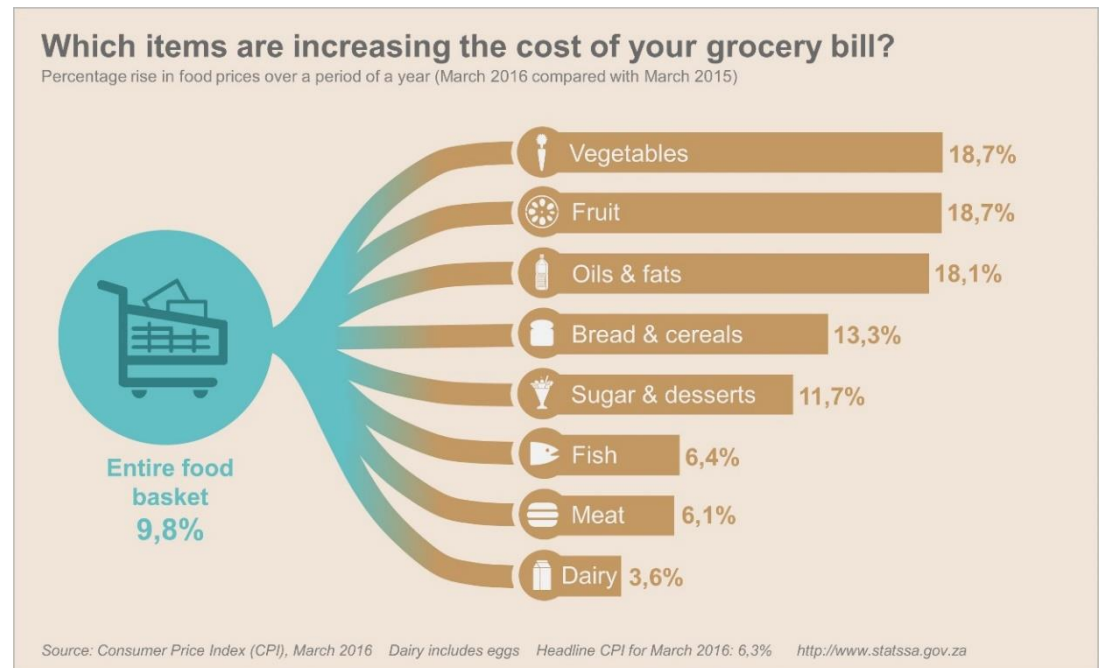
Infographic of the month

Imagine a basket sitting in front you, filled with a range of food items. Imagine that these items represent what the average South African household buys.

If we measure the total price of this basket, it was 9,8% more expensive in March 2016 than it was in March 2015, according to the latest consumer price data.

Let's unpack the basket. Vegetables and fruit were both 18,7% more expensive, in particular tomatoes, pumpkins and bananas. Other food items that have had an impact on your food expenses in the last year have been oils & fats, bread & cereals, and sugar & desserts.

Click [here](#) to read more.



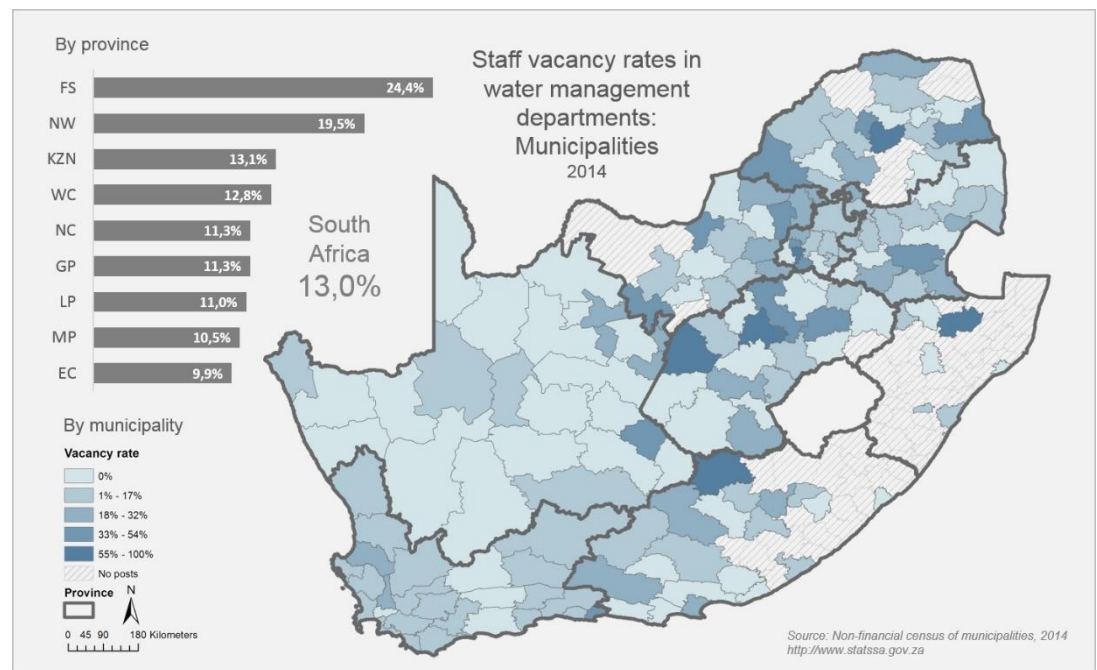
Provincial snapshot

With South Africa having experienced one of its worst droughts in recent history, the role of local municipalities to provide clean water and maintain infrastructure has become more important than ever.

In August 2015 Stats SA published data on staff vacancies in water management departments, highlighting the top 10 municipalities with the highest vacancy rates. The map on the right provides more detail with vacancy rates for all municipalities.

Municipalities in Free State seem to be struggling the most. The province recorded a vacancy rate of 24,4% in 2014. Of the 3 415 posts available in departments involved in water purification and water infrastructure, 833 were vacant.

Click [here](#) to read the original article.



Contact us

Head Office
De Bruyn Park Building
170 Thabo Sehume Street
Pretoria 0002

Private Bag X44
Pretoria 0001
South Africa

Main switchboard
Tel: +27(12) 310 8911
User Information Services
+27(12) 310 8600

Click [here](#) for contact details for provincial offices and subject experts.



Email: info@statssa.gov.za
Website: www.statssa.gov.za



Stats SA



@StatsSA

Statistics South Africa app:



Download on the
App Store

Read more editions of Stats Biz [here](#)