

The Statistician-General says

The facts are;

Introduction

According to the New Age Newspaper, 18 September 2014 (page23) services at a standstill due to water shortage in Thembisile Hani local municipality at the Nkangala district.

Background

This report entails household services for Thembisile Hani local municipality, focusing on source of water, piped water, toilet facilities and refuse disposal. Of main interest in Thembisile Hani local municipality is the use of pit toilet which will also be highlighted.

According to Census 2011:

Figure 1: age-sex distribution of Thembisile Hani Local Municipality

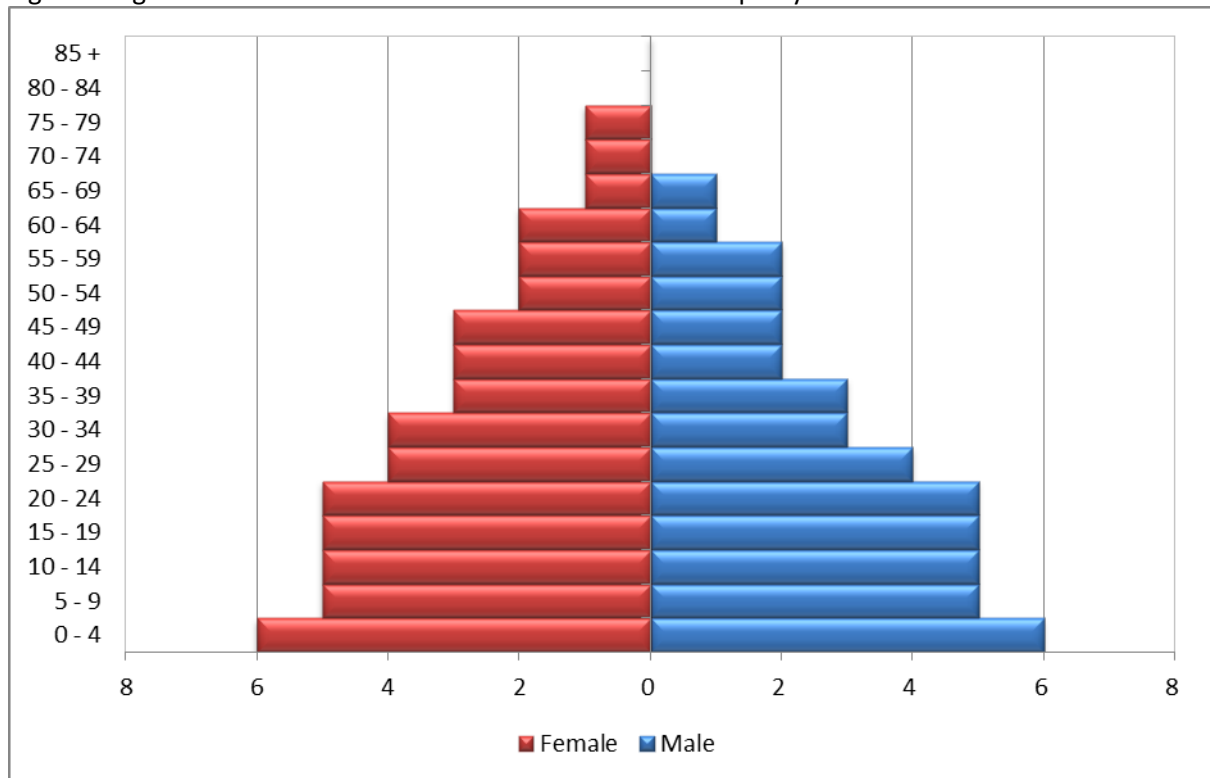


Figure 1 shows the population pyramid for the age-sex structure of the Thembisile Hani Local Municipality. It is observed that the number of male and females are equally distributed between the ages 0-39. The number of females were higher than males from 40-44. There were more females between the ages 70-79 and there were no males between ages 70-85+.

The Statistician-General says

The facts are;

Fig 2: Proportion of no access to piped water in Thembisile Hani Local Municipality

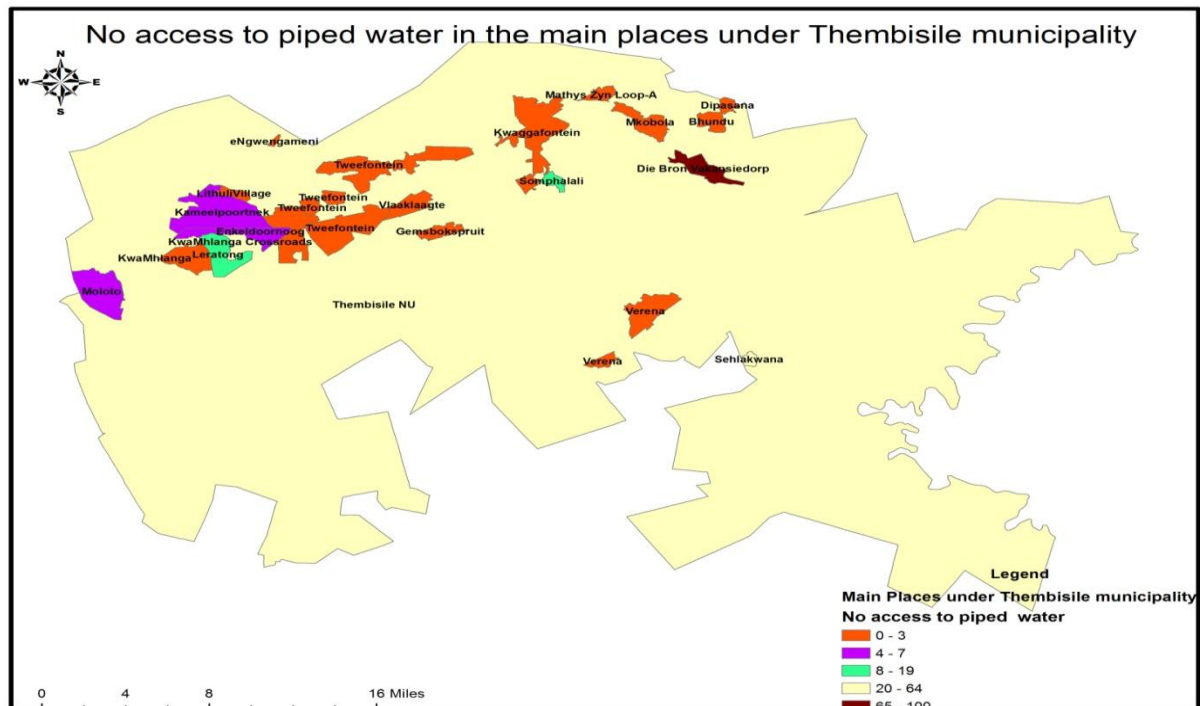


Figure 3 represents the main places that fall under Thembisile Hani Local Municipality; all households in DieBron Vakansiedorp have no access to piped water, followed by Thembisile NU with 64% and Sehlakwana with 41%.

Fig 4: Access to water in Thembisile Hani Local Municipality

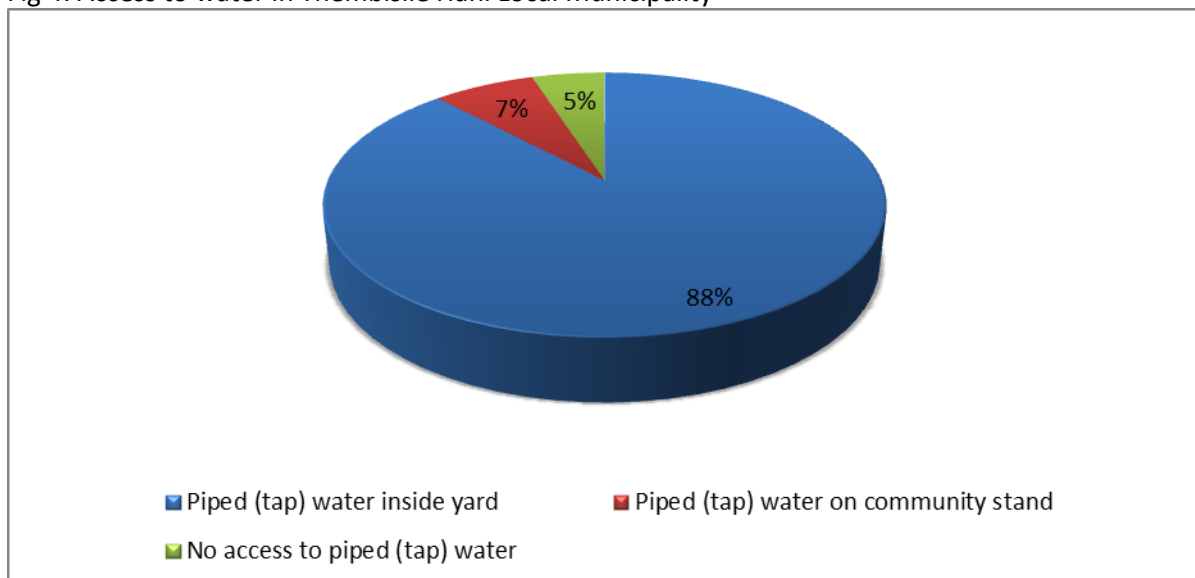


Figure 4 above indicates the percentage of households who have access to piped water in Thembisile Hani Local Municipality. A relatively high proportion of households have access

The Statistician-General says

The facts are;

to piped water in yard 88% and 7% have piped water on community stand while 5% have no access to piped water.

Fig 5: Toilet facilities in Thembisile Hani Local Municipality

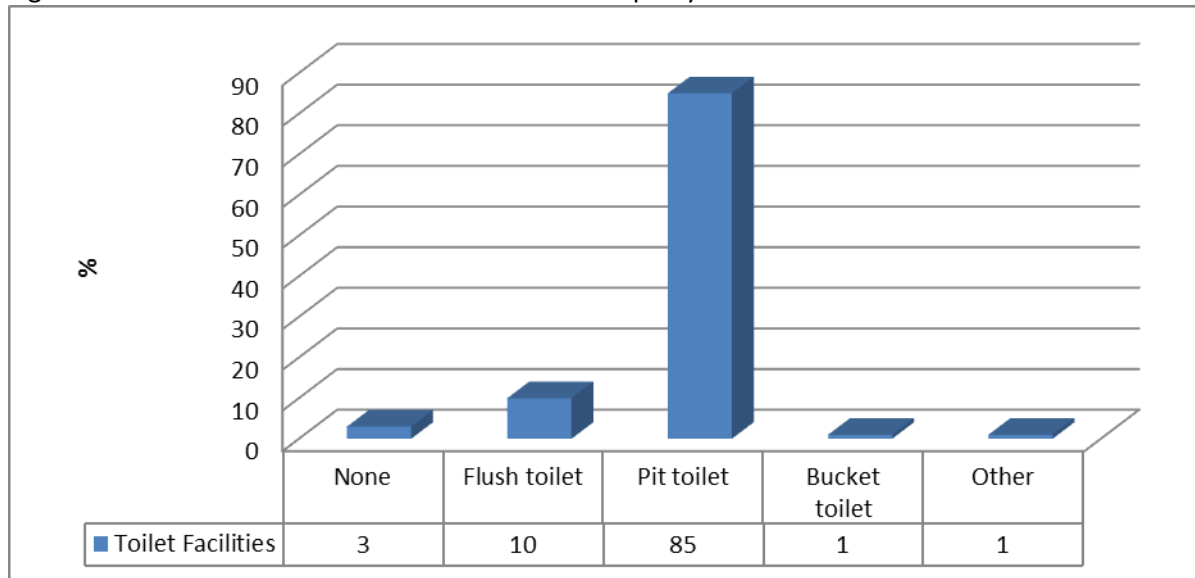
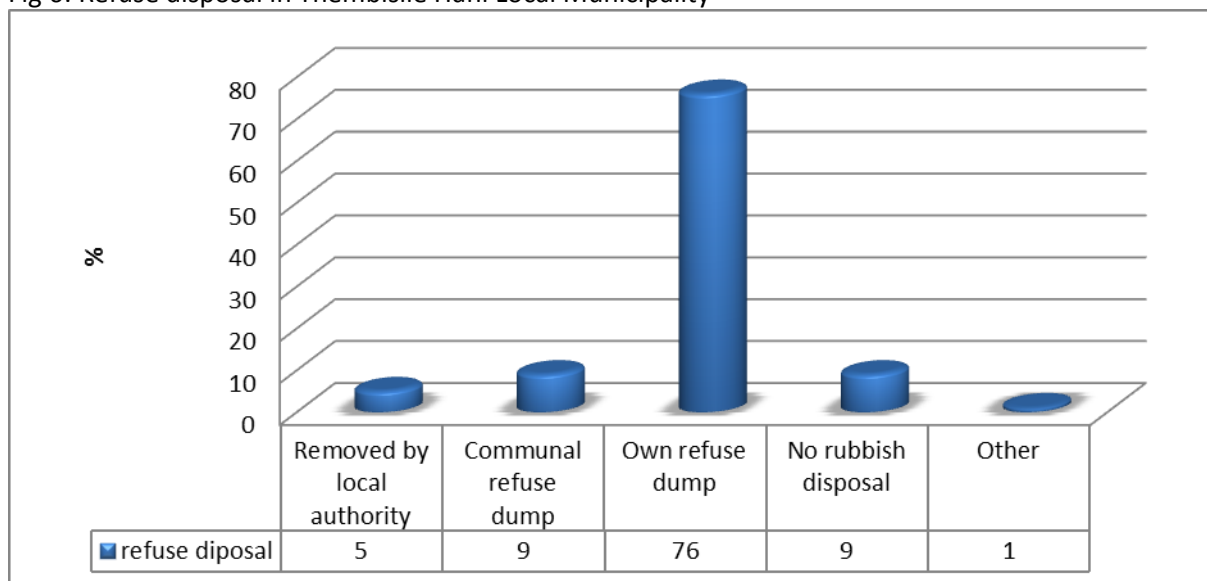


Figure 5 above indicates that a large (85%) proportion of households use pit toilets as a toilet facility while 10% uses flush toilets. Less than 4% of households uses bucket toilets and others have None.

Fig 6: Refuse disposal in Thembisile Hani Local Municipality



The Statistician-General says

The facts are;

Figure 6 above illustrates that 76% of households use own refuse dump, 9% of the households had no rubbish disposal and similar proportion had communal refuse dump. Only 5% of households refuse is removed by local authority.

Conclusion

88% of households in Thembisile Hani municipality have access to piped water inside the yard and 85% of households use pit toilets. 85% of households use their own refuse dump while a relatively small (5%) proportion of households have their refuse removed by local authority.